



## vtech 5679 Soar and Discover Airplane Instruction Manual

[Home](#) » [vtech](#) » vtech 5679 Soar and Discover Airplane Instruction Manual 

### Contents

- [1 vtech 5679 Soar and Discover Airplane](#)
- [2 Product Usage Instructions](#)
- [3 INCLUDED IN THE PACKAGE](#)
- [4 GETTING STARTED](#)
- [5 RECHARGEABLE BATTERIES](#)
- [6 PRODUCT FEATURES](#)
- [7 CARE & MAINTENANCE](#)
- [8 TROUBLESHOOTING](#)
- [9 Documents / Resources](#)
  - [9.1 References](#)
- [10 Related Posts](#)



### vtech 5679 Soar and Discover Airplane



## Specifications

- **Product Name:** Soar & Discover Airplane™
- **Recommended Age:** 1-3 years
- **Battery Requirement:** 2 AAA (AM-4/LR03) batteries (not included)
- **Product Dimensions:**
  - Length
  - Width
  - Height

## Product Usage Instructions

### Getting Started

To begin using the Soar & Discover Airplane™, follow these steps

1. Unlock the packaging locks by turning them 90 degrees counterclockwise several times and then pull them out and discard.
2. Make sure the unit is turned off.
3. Locate the battery cover on the bottom of the airplane.
4. Use a screwdriver to loosen the screw and open the battery cover.
5. Remove the old batteries by pulling up on one end of each battery.
6. Install 2 new AAA (AM-4/LR03) batteries following the diagram inside the battery box. For best performance, we recommend using alkaline batteries or fully charged Ni-MH rechargeable batteries.
7. Replace the battery cover and tighten the screw to secure it.

**WARNING:** Adult assembly is required for battery installation. Keep batteries out of reach of children.

## Product Features

1. **On/Off/Volume Selector:** Slide the On/Off/Volume Selector to the Low volume or the High volume position to turn the unit on. Slide it to the Off position to turn the unit off. Sounds, phrases, and a song will play when the unit is turned on.
2. **Pull Cord:** To convert the Soar & Discover Airplane™ from a push toy to a pull toy, remove the pull cord from the battery compartment and thread it through the eyelet on the bottom of the airplane. For your child's safety, store the pull cord in the compartment until your child is walking. Always supervise your child when playing with the pull cord.
3. **Automatic Shut-Off:** To preserve battery life, the Soar & Discover Airplane™ will automatically power down after approximately 40 seconds without input. Pressing any button will turn on the airplane again.

**NOTE:** If the unit powers down while playing or if the light fades out during play, please install a new set of batteries.

## Activities

1. **Learning Buttons:** Press the Learning Buttons to learn about letters, numbers, parts of the airplane, and hear

short tunes and sounds. The light will flash with the sound.

2. **Bear Button:** Press the Bear Button to see the propeller spin and hear cute sounds and phrases. The light will flash with the sound.
3. **Light-Up Music Button:** Press the Music Button to hear melodies and songs. The light will flash with the sound.
4. **Pull-Along Play:** Pull the airplane to hear fun sounds and phrases that encourage play. The light will flash with the sound. For your child's safety, we recommend that you supervise your child while playing with the pull cord.

## Melodies

1. The Alphabet Song
2. One, Two, Buckle My Shoe
3. Skip to My Lou
4. Boys and Girls Go Out to Play
5. MacNamara's Band
6. Hey, Diddle, Diddle
7. One Man Went to Mow a Meadow
8. The Green Grass Grew All Around
9. Little Robin Redbreast
10. Aiken Drum

## Song Lyrics

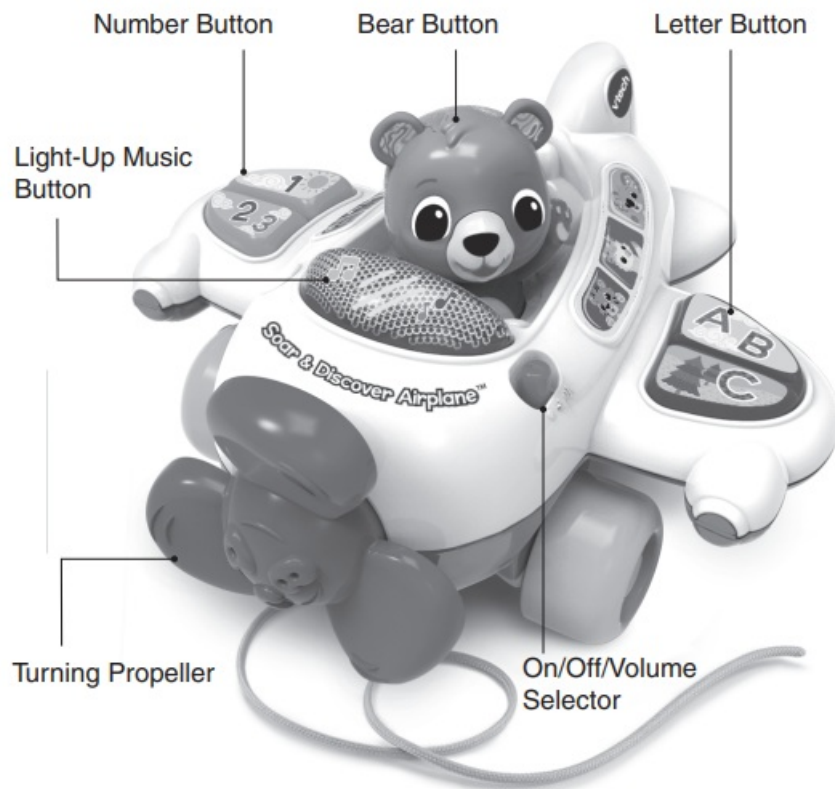
1. **Song 1:** Flying, flying, up in the big blue sky. Up and down, through the clouds, around and around!
2. **Song 2:** I am captain bear, this is my plane. Adventure's waiting let's go, go, go!
3. **Song 3:** The propeller is spinning, buckle up! It's time to fly!

## FAQ

1. **Q: What type of batteries does the Soar & Discover Airplane™ require?**  
A: The Soar & Discover Airplane™ requires 2 AAA (AM-4/LR03) batteries.
2. **Q: How long does the automatic shut-off take?**  
A: The Soar & Discover Airplane™ will automatically power down after approximately 40 seconds without input.
3. **Q: Can I convert the Soar & Discover Airplane™ from a push toy to a pull toy?**  
A: Yes, you can convert the Soar & Discover Airplane™ from a push toy to a pull toy by removing the pull cord from the battery compartment and threading it through the eyelet on the bottom of the airplane

## INTRODUCTION

- Thank you for purchasing the Soar & Discover Airplane™.
- Take off on a high-flying adventure. Push or pull the airplane to travel the world as Captain Bear introduces letters, numbers and more.



## INCLUDED IN THE PACKAGE

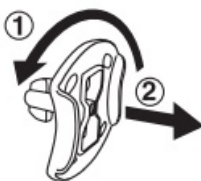
- Soar & Discover Airplane™
- Quick Start Guide

## WARNING

- All packing materials such as tape, plastic sheets, packaging locks, removable tags, cable ties, cords and packaging screws are not part of this toy, and should be discarded for your child's safety.

## NOTE

- Please save this Instruction Manual as it contains important information.

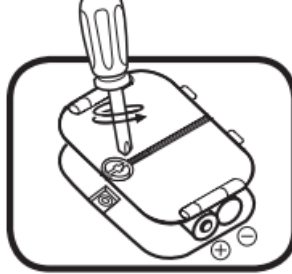


1. Turn the packaging locks 90 degrees counterclockwise several times.
2. Pull out and discard the packaging locks.

## GETTING STARTED

### Battery Removal and Installation

1. Make sure the unit is turned Off.
2. Find the battery cover located on the bottom of the airplane, use a screwdriver to loosen the screw, and then open the battery cover.
3. Remove old batteries by pulling up on one end of each battery.
4. Install 2 new AAA (AM-4/LR03) batteries following the diagram inside the battery box. (For best performance, alkaline batteries or fully charged Ni-MH rechargeable batteries are recommended.)
5. Replace the battery cover and tighten the screw to secure.



## **WARNING**

- Adult assembly required for battery installation.
- Keep batteries out of reach of children.

## **IMPORTANT: BATTERY INFORMATION**

- Insert batteries with the correct polarity (+ and -).
- Do not mix old and new batteries.
- Do not mix alkaline, standard (carbon-zinc) or rechargeable batteries.
- Only batteries of the same or equivalent type as recommended are to be used.
- Do not short-circuit the supply terminals.
- Remove batteries during long periods of non-use.
- Remove exhausted batteries from the toy.
- Dispose of batteries safely. Do not dispose of batteries in fire.

## **RECHARGEABLE BATTERIES**

- Remove rechargeable batteries (if removable) from toy before charging.
- Rechargeable batteries are only to be charged under adult supervision.
- Do not charge non-rechargeable batteries.

## **PRODUCT FEATURES**

### **1. On/Off/Volume Selector**

To turn the unit On, slide the On/Off/ Volume Selector to the Low volume or the High volume position. You will hear sounds, phrases and a song. To turn the unit Off, slide the On/Off/Volume Selector to the Off position.

### **2. Pull Cord**

To convert the Soar & Discover Airplane™ from a push toy to a pull toy, remove the pull cord from the battery compartment and thread it through the eyelet on the bottom of the airplane. For your child's safety we suggest

you store the pull cord in the compartment until your child is walking and to supervise your child when playing with the pull cord.

### 3. Automatic Shut-Off

To preserve battery life, the Soar & Discover Airplane™ will automatically power down after approximately 40 seconds without input. The airplane can be turned on again by pressing any button.



### NOTE

- If the unit powers down while playing or if the light fades out during play, please install a new set of batteries.

### ACTIVITIES

#### 1. Learning Buttons


Press the Learning Buttons to learn about letters, numbers, parts of the airplane, and hear short tune and sounds. The light will flash with the sound.

#### 2. Bear Button

Press the Bear to see the propeller spin and hear cute sounds and phrases. The light will flash with the sound.

#### 3. Light-Up Music Button

Press the Music Button to hear melodies and songs. The light will flash with the sound.



#### 4. Pull-Along Play

Pull the airplane to hear fun sounds and phrases to encourage play. The light will flash with the sound. For your child's safety, we recommend that you supervise your child while playing with the pull cord.



## MELODIES

1. The Alphabet Song
2. One, Two, Buckle My Shoe
3. Skip to My Lou
4. Boys and Girls Go Out to Play
5. MacNamara's Band
6. Hey, Diddle, Diddle
7. One Man Went to Mow a Meadow
8. The Green Grass Grew All Around
9. Little Robin Redbreast
10. Aiken Drum

## SONG LYRICS

### • Song 1

- Flying, flying, up in the big blue sky.
- Up and down, through the clouds, around and around!

### • Song 2

- I am captain bear, this is my plane. Adventure's waiting let's go, go, go!

### • Song 3

- The propeller is spinning, buckle up It's time to fly!

## CARE & MAINTENANCE

1. Keep the unit clean by wiping it with a slightly damp cloth.
2. Keep the unit out of direct sunlight and away from any direct heat sources.
3. Remove the batteries if the unit will not be in use for an extended period of time.
4. Do not drop the unit on hard surfaces and do not expose the unit to moisture or water.

## TROUBLESHOOTING

If for some reason the unit stops working or malfunctions, please follow these steps:

1. Turn the unit Off.
2. Interrupt the power supply by removing the batteries.
3. Let the unit stand for a few minutes, then replace the batteries.
4. Turn the unit On. The unit should now be ready to use again.
5. If the unit still does not work, install a new set of batteries.

## IMPORTANT NOTE

- If the problem persists, please call our Consumer Services Department at 1-800-521-2010 in the U.S., 1-877-352-8697 in Canada, or by going to our website [vtechkids.com](http://vtechkids.com) and filling out our Contact Us form located under the Customer Support link. Creating and developing VTech products is accompanied by a responsibility that we take very seriously.
- We make every effort to ensure the accuracy of the information, which forms the value of our products. However, errors sometimes can occur. It is important for you to know that we stand behind our products and encourage you to contact us with any problems and/or suggestions you might have. A service representative will be happy to help you.

## NOTE

- This equipment has been tested and found to comply with the limits for a Class B digital device, pursuant to Part 15 of the FCC Rules. These limits are designed to provide reasonable protection against harmful interference in a residential installation.
- This equipment generates, uses and can radiate radio frequency energy and, if not installed and used in accordance with the instructions, may cause harmful interference to radio communications.

However, there is no guarantee that interference will not occur in a particular installation.

- If this equipment does cause harmful interference to radio or television reception, which can be determined by turning the equipment off and on, the user is encouraged to try to correct the interference by one or more of the following measures:
  - Reorient or relocate the receiving antenna
  - Increase the separation between the equipment and receiver
  - Connect the equipment into an outlet on a circuit different from that to which the receiver is connected
  - Consult the dealer or an experienced radio/TV technician for help

## CAUTION

- Changes or modifications not expressly approved by the party responsible for compliance could void the user's authority to operate the equipment.

## Supplier's Declaration of Conformity 47 CFR § 2.1077 Compliance Information

- **Trade Name:** VTech®
- **Model:** 5679
- **Product Name:** Soar & Discover Airplane™
- **Responsible Party:** VTech Electronics North America, L.L.C.
- **Address:** 1156 W. Shure Drive, Suite 200
- **Arlington Heights,** IL 60004
- **Website:** [vtechkids.com](http://vtechkids.com)



THIS DEVICE COMPLIES WITH PART 15 OF THE FCC RULES. OPERATION IS SUBJECT TO THE FOLLOWING TWO CONDITIONS: (1) THIS DEVICE MAY NOT CAUSE HARMFUL INTERFERENCE, AND (2) THIS DEVICE MUST ACCEPT ANY INTERFERENCE RECEIVED, INCLUDING INTERFERENCE THAT MAY CAUSE UNDESIRE OPERATION. CAN ICES-003(B)/NMB-003(B)

- Visit our website for more information about our products, downloads, resources and more.
    - [vtechkids.com](http://vtechkids.com)
    - [vtechkids.ca](http://vtechkids.ca)
  - Read our complete warranty policy online at
    - [vtechkids.com/warranty](http://vtechkids.com/warranty)
    - [vtechkids.ca/warranty](http://vtechkids.ca/warranty)
  - TM & © 2023 VTech Holdings Limited.
    - All rights reserved.
    - IM-567900-000
    - **Version: 0**
- 

## Documents / Resources

	<a href="#">vtech 5679 Soar and Discover Airplane</a> [pdf] Instruction Manual 5679 Soar and Discover Airplane, 5679, Soar and Discover Airplane, Discover Airplane, Airplane
---	--

## References

- [✔ VTech Canada | Official Electronic Learning Toys & Games for Kids](#)
- [✔ VTech Canada | Official Electronic Learning Toys & Games for Kids](#)
- [✔ Best Kids Tech Toys | Electronic Learning Toys | VTech America](#)
- [✔ Best Kids Tech Toys | Electronic Learning Toys | VTech America](#)
- [User Manual](#)