



VTech 566703 Cuddle and Sing Elephant Instruction Manual

[Home](#) » [vtech](#) » VTech 566703 Cuddle and Sing Elephant Instruction Manual 



Instruction Manual



Cuddle & Sing Elephant

Contents

- 1 566703 Cuddle and Sing Elephant
- 2 INTRODUCTION
- 3 INCLUDED IN THE PACKAGE
- 4 GETTING STARTED
- 5 IMPORTANT: BATTERY INFORMATION
- 6 PRODUCT FEATURES
- 7 ACTIVITIES
- 8 SONG LYRICS
- 9 MELODIES
- 10 CARE & MAINTENANCE
- 11 TROUBLESHOOTING
- 12 CONSUMER SERVICES
- 13 CONSUMER GUARANTEES
- 14 Documents / Resources
 - 14.1 References
- 15 Related Posts

566703 Cuddle and Sing Elephant

VTech understands that a child's needs and abilities change as they grow and with that in mind we develop our toys to teach and entertain at just the right level...

vtech Baby

Toys that will stimulate their interest in different textures, sounds and colours

I am...

..responding to colours, sounds and textures

..Understanding cause and effect

..learning to touch, reach, grasp, sit-up, crawl and toddle

Pre-School

Interactive toys to develop their imagination and encourage language development

I want...

..to get ready for school by starting to learn the alphabet and counting

..My learning to be as fun, easy and exciting as can be

..to show my creativity with drawing and music so my whole brain develops

Electronic Learning Computers

Cool, aspirational and inspiring computers for curriculum related learning

I need...

..challenging activities that can keep pace with my growing mind

..intelligent technology that adapts to my level of learning


..National Curriculum based content to support what I'm learning at school



INTRODUCTION

Thank you for purchasing the Cuddle & Sing Elephant.

This snuggly, friendly elephant features a variety of textures, a light up heart button, colourful beads and more! The convenient strap allows you to take your elephant everywhere you go!



INCLUDED IN THE PACKAGE

- Cuddle & Sing Elephant
- Quick Start Guide

WARNING

All packing materials such as tape, plastic sheets, packaging locks, removable tags, cable ties, cords and packaging screws are not part of this toy, and should be discarded for your child's safety.

NOTE

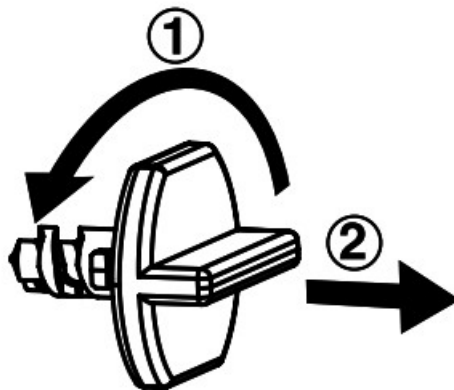
Please save this Instruction Manual as it contains important information.

WARNING:

Remove product from the infant carrier when the vehicle is moving.

WARNING:

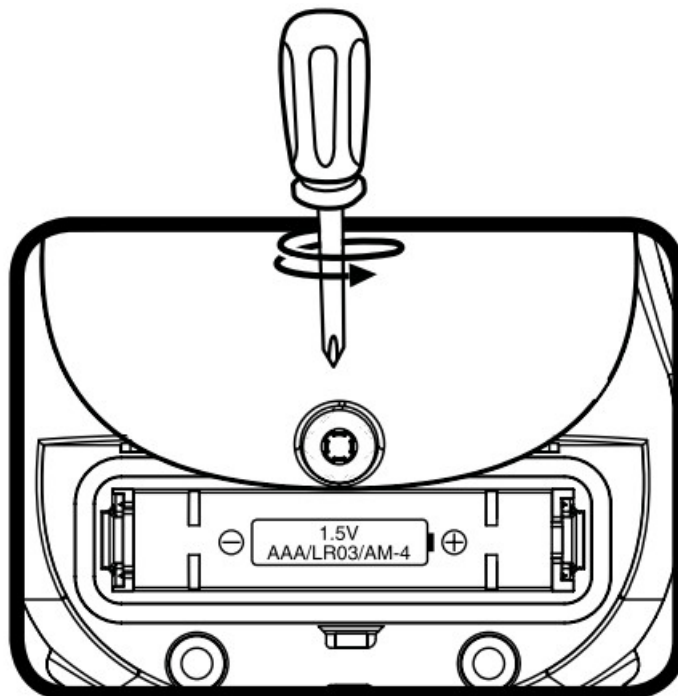
Keep this soft toy out of the sleeping environment for babies under twelve months to avoid suffocation risk.

Unlock the packaging locks:

1. Rotate the packaging locks anticlockwise 90 degrees.
2. Pull out the packaging locks and discard.

GETTING STARTED**Battery Removal and Installation**

1. Make sure the unit is turned Off.
2. Find the battery cover located on the back of the unit, use a screwdriver to loosen the screw, and then open the battery cover.



3. Remove the old battery by pulling up on one end of the battery.
4. Install 1 new AAA (AM-4/LR03) battery following the diagram inside the battery box. (For best performance, alkaline batteries or fully charged Ni-MH rechargeable batteries are recommended.)
5. Replace the battery cover and tighten the screw to secure.

WARNING:

Adult assembly required for battery installation.

Keep batteries out of reach of children.

IMPORTANT: BATTERY INFORMATION

- Insert batteries with the correct polarity (+ and -).
- Do not mix old and new batteries.
- Do not mix alkaline, standard (carbon-zinc) or rechargeable batteries.
- Only batteries of the same or equivalent type as recommended are to be used.
- Do not short-circuit the supply terminals.
- Remove batteries during long periods of non-use.
- Remove exhausted batteries from the toy.
- Dispose of batteries safely. Do not dispose of batteries in fire.

RECHARGEABLE BATTERIES:

- Remove rechargeable batteries (if removable) from toy before charging.
- Rechargeable batteries are only to be charged under adult supervision.
- Do not charge non-rechargeable batteries.

Disposal of batteries and product



The crossed-out wheellie bin symbols on products and batteries, or on their respective packaging, indicates they must not be disposed of in domestic waste as they contain substances that can be damaging to the environment and human health.

The chemical symbols Hg, Cd or Pb, where marked, indicate that the battery contains more than the specified value of mercury (Hg), cadmium (Cd) or lead (Pb) set out in the Batteries and Accumulators Regulation.

The solid bar indicates that the product was placed on the market after 13th August, 2005.

Please dispose of your product and batteries responsibly.

In the UK, give this toy a second life by disposing of it at a small electricals collection point* so all of its materials can be recycled.

Learn more at:



www.vtech.co.uk/recycle


www.vtech.com.au/sustainability

* Visit www.recyclenow.com to see a list of collection points near you.

PRODUCT FEATURES


1. On/Off/Volume Selector

To turn the unit On, slide the On/Off/ Volume Selector to the Low volume  or High Volume  position.

You will hear a song, phrases and sounds. To turn the unit Off, slide the On/Off/ Volume Switch to the Off  position.

2. Automatic Shut-Off


To preserve battery life, the Cuddle & Sing Elephant will power down after each response. The unit can be turned on again by pressing the Heart Button.

**NOTE**

If the unit powers down or if the light fades out during play, please install a new set of batteries.

ACTIVITIES**1. Light Up Heart Button**

Press the Light Up Heart Button to hear songs, phrases, melodies and sounds. Press the Light Up Heart Button while a melody is playing to add fun sounds over the melody. The light will flash with the sounds.



SONG LYRICS

Song 1

I wave my trunk in the air.
I swish my tail everywhere.
I'm walking through the forest.
Come sing and play with me.

Song 2

I'm a strong elephant.
Who loves singing and marching around.

Song 3

Little one, little one, you're my best friend.
Touch my trunk, and feel my ears, We will laugh and play.

MELODIES

1. Are You Sleeping?
2. Boys and Girls Go Out to Play
3. Twinkle, Twinkle, Little Star
4. Au Clair de Lune
5. Humpty Dumpty
6. One, Two, Buckle My Shoe
7. Cradle Song
8. Bicycle Built for Two
9. Do You Know the Muffin Man?
10. Brahms Lullaby
11. Little Robin Red Breast
12. Rock-A-Bye Baby
13. Winkum, Winkum
14. Little Boy Blue
15. Little Bo-Peep

CARE & MAINTENANCE

1. Keep the unit clean by wiping it with a slightly damp cloth.
2. Keep the unit out of direct sunlight and away from any direct heat sources.
3. Remove the batteries if the unit will not be in use for an extended period of time.
4. The soft fabric elephant is surface washable only.
5. Do not drop the unit on a hard surface and do not expose the unit to moisture or water.

TROUBLESHOOTING

If for some reason the unit stops working or malfunctions, please follow these steps:

1. Please turn the unit Off.
2. Interrupt the power supply by removing the batteries.
3. Let the unit stand for a few minutes, then replace the batteries.

4. Turn the unit On. The unit should now be ready to play again.
5. If the unit still does not work, install a new set of batteries.

CONSUMER SERVICES

Creating and developing VTech® products is accompanied by a responsibility that we at VTech® take very seriously. We make every effort to ensure the accuracy of the information, which forms the value of our products. However, errors sometimes can occur. It is important for you to know that we stand behind our products and encourage you to call our Consumer Services Department with any problems and/ or suggestions that you might have. A service representative will be happy to help you.

UK Customers:

Phone: 0330 678 0149 (from UK) or +44 330 678 0149 (outside UK)

Website: www.vtech.co.uk/support

Australian Customers:

Phone: 1800 862 155

Website: support.vtech.com.au

NZ Customers:

Phone: 0800 400 785

Website: support.vtech.com.au

CONSUMER GUARANTEES

UK Customers:

Read our complete warranty policy online at vtech.co.uk/warranty.

Australian Customers:

VTECH ELECTRONICS (AUSTRALIA) PTY LIMITED – CONSUMER GUARANTEES

Under the Australian Consumer Law, a number of consumer guarantees apply to goods and services supplied by VTech Electronics (Australia) Pty Limited. Please refer to vtech.com.au/consumerguarantees for further information.

Visit our website for more
information about our products,
downloads, resources and more.

www.vtech.co.uk

www.vtech.com.au


TM & © 2023 VTech Holdings Limited.

All rights reserved.

IM-566700-001

Version:0

Documents / Resources

	<p>VTech 566703 Cuddle and Sing Elephant [pdf] Instruction Manual</p> <p>566703 Cuddle and Sing Elephant, 566703, Cuddle and Sing Elephant, Sing Elephant, Elephant</p>
---	---

References

- [!\[\]\(1207edb9a08751d3d55970560645ed23_img.jpg\) Support : VTech Electronics](#)
- [!\[\]\(d7a34a706cfa4ef37c62a369101e1b36_img.jpg\) Electronic Learning Toys | Best Learning Toys | VTech UK](#)
- [!\[\]\(7325769475e8f4bf67f57a0cbebc8ab9_img.jpg\) VTech Toys Australia - Electronic Learning Toys - Best Learning Toys - VTech Australia and New Zealand](#)
- [!\[\]\(1a468f12cdfc63dc07896d0781cf55ec_img.jpg\) Electronic Learning Toys | Best Learning Toys | VTech UK](#)
- [!\[\]\(a9a0baec8ceb7d7c04180806eca8d32a_img.jpg\) Electronic Learning Toys | Best Learning Toys | VTech UK](#)
- [!\[\]\(c1ab807d6aebb565b3082513037b5622_img.jpg\) Electronic Learning Toys | Best Learning Toys | VTech UK](#)
- [!\[\]\(083bb479299cb5e55cd99db0433ca6ba_img.jpg\) VTech Toys Australia - Electronic Learning Toys - Best Learning Toys - VTech Australia and New Zealand](#)
- [User Manual](#)