



## vtech 558400 Twist and Teach Animal Cube Instruction Manual

[Home](#) » [vtech](#) » vtech 558400 Twist and Teach Animal Cube Instruction Manual 



**Twist & Teach Animal Cube™  
Instruction Manual**



## Contents

- 1 INTRODUCTION
- 2 INCLUDED IN THE PACKAGE
- 3 GETTING STARTED
- 4 IMPORTANT: BATTERY INFORMATION
- 5 PRODUCT FEATURES
- 6 ACTIVITIES
- 7 MELODIES
- 8 SONG LYRICS
- 9 CARE & MAINTENANCE
- 10 TROUBLESHOOTING
- 11 Documents / Resources
  - 11.1 References
- 12 Related Posts


## INTRODUCTION

Thank you for purchasing the Twist & Teach Animal Cube™ . Go ahead, twist! There are no wrong moves with this cute cube. Make young minds and hands happy with a new twist on take-along learning! Rotate four animals into four different vehicles to mix and match while learning about animals, vehicles, letters and colors.

Light-Up Buttons



On/Off Switch



## INCLUDED IN THE PACKAGE

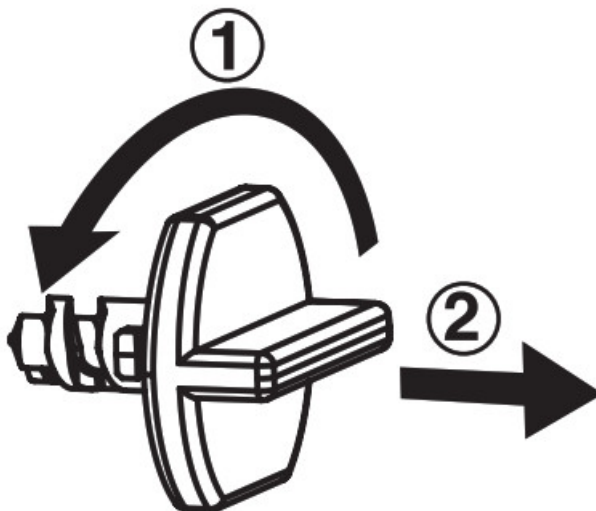
- Twist & Teach Animal Cube™
- Quick Start Guide

**WARNING**

All packing materials such as tape, plastic sheets, packaging locks, removable tags, cable ties, cords and packaging screws are not part of this toy, and should be discarded for your child's safety.

**NOTE**


Please save this Instruction Manual as it contains important information.

**Unlock the Packaging Locks**

1. Turn the packaging lock counterclockwise several times.
2. Pull out and discard the packaging lock.

**GETTING STARTED****Battery Removal and Installation**

1. Make sure the unit is turned Off.
2. Find the battery cover located on the bottom of the unit, use a screwdriver to loosen the screw, and then open the battery cover.
3. Remove old batteries by pulling up on one end of each battery.
4. Install 2 new AAA batteries following the diagram inside the battery box. (For best performance, alkaline batteries or fully charged Ni-MH rechargeable batteries are recommended.)
5. Replace the battery cover and tighten the screw to secure.



#### **WARNING**

Adult assembly required for battery installation.  
Keep batteries out of reach of children.

#### **IMPORTANT: BATTERY INFORMATION**

- Insert batteries with the correct polarity (+ and -).
- Do not mix old and new batteries.
- Do not mix alkaline, standard (carbon-zinc) or rechargeable batteries.
- Only batteries of the same or equivalent type as recommended are to be used.
- Do not short-circuit the supply terminals.
- Remove batteries during long periods of non-use.
- Remove exhausted batteries from the toy.
- Dispose of batteries safely. Do not dispose of batteries in fire.

#### **RECHARGEABLE BATTERIES**

- Remove rechargeable batteries (if removable) from the toy before charging.
- Rechargeable batteries are only to be charged under adult supervision.
- Do not charge non-rechargeable batteries.

#### **IMPORTANT : INFORMATIONS CONCERNANT LES PILES**


#### **PRODUCT FEATURES**

##### **1. On/Off Switch**

To turn the unit On, slide the On/Off Switch to the On  position. You will hear a song, a playful phrase and

sounds. To turn the unit Off, slide the On/Off Switch to the Off

- position.



## 2. Automatic Shut-Off

To preserve battery life, the Twist & Teach Animal Cube™ will automatically shut off after approximately 35 seconds without input. The unit can be turned on again by pressing any button or twisting the cube.

**NOTE** If the unit powers down or if the light fades out during play, please install a new set of batteries.

## ACTIVITIES


### 1. Light-Up Buttons

Press the four Light-Up Buttons to learn animal names, letters and colors. Fun animal songs, sounds and melodies will play. The buttons will flash with the sounds.



### 2. Twisting Cube

Twist the Cube to move each animal into four different vehicles to hear fun sounds, phrases and music. The lights will flash with the sounds.



## MELODIES

1. Alphabet Song 2. Do You Know the Muffin Man? 3. For He's a Jolly Good Fellow 4. Glow Worm 5. Diddle, Diddle Dumpling 6. Here We Go 'Round the Mulberry Bush 7. Hickory, Dickory, Dock 8. Looby Loo	9. Mary Had a Little Lamb 10. Oh Where, Oh Where He 11. One, Two, Buckle My Sh 12. Pease Porridge Hot 13. Oh! Dear, What Can the 14. Rockin' Robin 15. Ten in the Bed 16. Wheels on the Bus
--	--

## SONG LYRICS

### Song 1

1, 2, 3, 4, 5 animal friends are side by side.  
Twist and turn with your hands, the cube is so much fun.

### Song 2

A green alligator is big and strong.  
It loves swamps, marshes and lakes.

### Song 3

The bear went over the mountain.  
To eat nuts, berries and leaves.

### Song 4

Purr, purr goes a cat.  
Happily taking a nap.

### Song 5

A dog says Bow-wow-wow.  
And loves to dig bones.

## CARE & MAINTENANCE

1. Keep the unit clean by wiping it with a slightly damp cloth.
2. Keep the unit out of direct sunlight and away from any direct heat sources.
3. Remove the batteries if the unit will not be in use for an extended period of time.
4. Do not drop the unit on a hard surface and do not expose the unit to moisture or water.

## TROUBLESHOOTING

If for some reason the unit stops working or malfunctions, please follow these steps:

1. Turn the unit Off.
2. Interrupt the power supply by removing the batteries.
3. Let the unit stand for a few minutes, then replace the batteries.
4. Turn the unit On. The unit should now be ready to play again.
5. If the unit still does not work, install a new set of batteries.

### IMPORTANT NOTE:

If the problem persists, please call our Consumer Services Department at 1-800-521-2010 in the U.S. or 1-877-352-8697 in Canada, or by going to our website at [vtechkids.com](http://vtechkids.com) and filling out our Contact Us form located under the Customer Support link. Creating and developing VTech products is accompanied by a responsibility that we take very seriously. We make every effort to ensure the accuracy of the information, which forms the value of our products. However, errors sometimes can occur. It is important for you to know that we stand behind our products and encourage you to contact us with any problems and/or suggestions you might have. A service representative will be happy to help you.

### CAUTION

Changes or modifications not expressly approved by the party responsible for compliance could void the user's authority to operate the equipment.

### NOTE

This equipment has been tested and found to comply with the limits for a Class B digital device, pursuant to Part 15 of the FCC Rules. These limits are designed to provide reasonable protection against harmful interference in a residential installation. This equipment generates, uses and can radiate radio frequency energy and, if not installed and used in accordance with the instructions, may cause harmful interference to radio communications. However, there is no guarantee that interference will not occur in a particular installation. If this equipment does cause harmful interference to radio or television reception, which can be determined by turning the equipment off and on, the user is encouraged to try to correct the interference by one or more of the following measures:

- Reorient or relocate the receiving antenna.
- Increase the separation between the equipment and receiver.
- Connect the equipment into an outlet on a circuit different from that to which the receiver is connected.
- Consult the dealer or an experienced radio/TV technician for help.

### Supplier's Declaration of Conformity

47 CFR § 2.1077 Compliance Information

Trade Name:	VTech®
Model:	5584
Product Name:	Twist & Teach Animal Cube™
Responsible Party:	VTech Electronics North America, L.L.C
Address:	1156 W. Shure Drive, Suite 200 Arlington Heights, I L 60004
Website:	<a href="http://vtechkids.com">vtechkids.com</a>

THIS DEVICE COMPLIES WITH PART 15 OF THE FCC RULES. OPERATION IS SUBJECT TO THE FOLLOWING TWO CONDITIONS: (1) THIS DEVICE MAY NOT CAUSE HARMFUL INTERFERENCE, AND (2) THIS DEVICE MUST ACCEPT ANY INTERFERENCE RECEIVED, INCLUDING INTERFERENCE THAT MAY

CAUSE UNDESIREDOPERATION.

CAN ICES-003(B)/NMB-003(B)

Visit our website for more information about our products, downloads, resources and more.

[vtechkids.com](http://vtechkids.com)

[vtechkids.ca](http://vtechkids.ca)

Read our complete warranty policy online at

[vtechkids.com/warranty](http://vtechkids.com/warranty)

[vtechkids.ca/warranty](http://vtechkids.ca/warranty)




TM & © 2022 VTech Holdings Limited.

All rights reserved.

IM-558400-000

Version:0

## Documents / Resources

	<p><a href="#">vtech 558400 Twist and Teach Animal Cube</a> [pdf] Instruction Manual 558400 Twist and Teach Animal Cube, 558400, Twist and Teach Animal Cube, Teach Animal Cube, Animal Cube, Cube</p>
---	--

## References

- [V Tech Canada | Official Electronic Learning Toys & Games for Kids](#)
- [V Tech Canada | Official Electronic Learning Toys & Games for Kids](#)
- [Best Kids Tech Toys | Electronic Learning Toys | VTech America](#)
- [Best Kids Tech Toys | Electronic Learning Toys | VTech America](#)