



VORTEXTECH WA01-C Wireless Carplay Adapter Instruction Manual

[Home](#) » [VORTEXTECH](#) » VORTEXTECH WA01-C Wireless Carplay Adapter Instruction Manual 



Instruction manual
Carplay/VortexTech LLC

Please read the manual carefully before use
Recommend keeping this manual for future reference

Contents

- [1 Compatibility precautions](#)
- [2 How to use](#)
- [3 LED Light Description](#)
- [4 Packing list](#)
- [5 Q&A](#)
- [6 Documents / Resources](#)
 - [6.1 References](#)
- [7 Related Posts](#)

Compatibility precautions

- please make sure your car supports wired carplay/Android Auto
- iOS: Requires iPhone features with iOS 10 or above
- Android: Requires an Android phone that supports the latest Android operating system and wireless Android auto with Android 11 or higher

How to confirm if your car has wired carplay/Android Auto?


Method 1:

Connect your iPhone or Android smartphone to your car via USB and then see the phone or Android car logo on your car



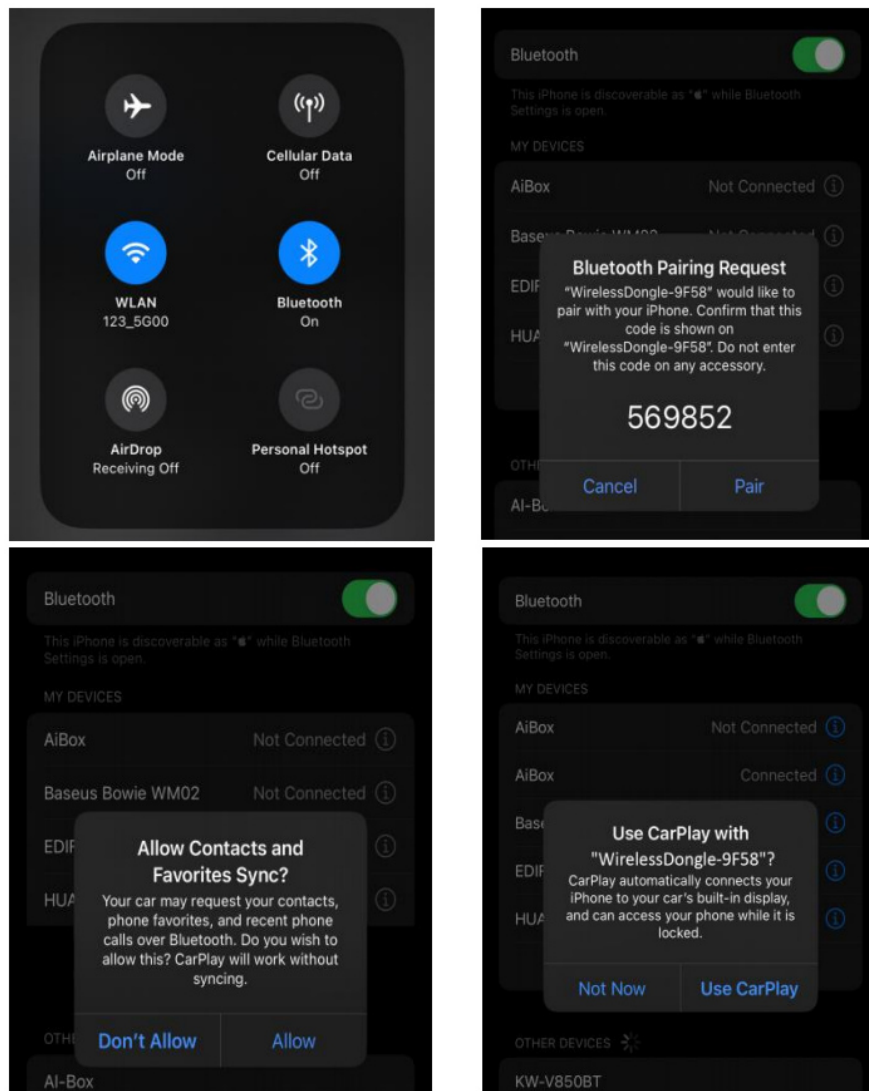
Method 2:

Check for compatibility, or check with your car manufacturer to see if your car has this capability



How to use

1. Start the car and wait for the car system to load automatically
2. Connect the wireless card/Android Auto adapter to your car's USB-A or USB-C port (make sure to connect the adapter to the wired card/Android Auto port)
3. The adapter indicator lights up, and wait for the connection to succeed, then click Carplay or Android Auto
4. Connect your phone to wireless carplay /Android Auto
5. Turn on wifi and Bluetooth on your iphone/Android samrtphone and find Bluetooth named "wirelessDongle-9F58", click IpAIRI, click IAllowI, click Use ICarplayI or IUse Android AutoI



6. You're ready to enjoy wireless carplay /Android Auto

LED Light Description

- Light Green status: power on indicator other status:
- carplay connected (Green light flashing)
- Android Auto connected (Blue light flashing)

If the blue light flashes when connected to Apple carplay, but the display does not show "carplay", it is because the Android phone has been connected before or is connecting to the Android phone. please Try:

1. iPhone is directly connected to Bluetooth "wireless Dongle-9F58"
2. if you have an Android phone around, please disconnect the Bluetooth connection of the Android phone first, and then connect with the iphone

Please Note

1. When the adapter is connected to Android Auto, the Android phone must disconnect the "WirelessDongle-9F58" before it can connect to apple carplay (Disconnect the Android phone bluetooth connection, "carplay" will be displayed on the screen, if the Android phone is not disconnected, then will not be displayed)
2. Make sure your car model supports Wired carplay /Android auto

3. Make sure that the power indicator of the wireless adapter is on

Packing list

1x wireless carplay /Android auto adapter
1x USB-A and USB-C adapter
1x This usermanual

Q&A

1. What is the wiFi password for the carplay wireless adapter?
We need to connect to Bluetooth, not wi-Fi. After the Bluetoothmatch is successful, the wiFi will be automatically connected. So you don't need a wi-Fi password. When pairing, make sure the wi-Fi is on and not occupied
2. After pairing the Android Auto adapter, the Android Auto function cannot be started or USB cannot be recognized.
3. If your car is using Android Auto for the first time, use your appointment card to connect your phone and activate Android Auto via wired
4. Make sure you have the latest version of android auto on your android phone. If not, log into your google play account to update to the latest version
5. Audio input or output problems: The call is rejected or forwarded to voicemail/no sound is playing/the microphone is not working/music playback is interrupted or paused/voice function is abnormal
6. Please check whether the Bluetooth of your iphone/Android smartphone is connected to other devices such as headphones, watches..... If so, disconnect other automatically connected Bluetooth devices or turn Bluetooth on directly and reconnect to your car's Bluetooth
7. When on a call, check that your "Audio" output option is carplay/ Android Auto
8. Is the adapter light still on after the car is turned?
a: Since the car does not cut off all power immediately when it starts, the adapter's lights will not go out immediately, but it will take a while. Rest assured that its power consumption is minimal and will not drain the car battery
9. Can the phone use other Internet wifi when using the wireless card /Android auto adapter?
a When enjoying the wireless android Auto adapter feature, the phone's wiFi will be occupied by the adapter, so you can't use other networks at the same time, you can only use the SIMcard of the phone to surf the Internet
10. Automatic connection?
a When getting on the bus, pleasemake sure that your mobile phone is enabled with Bluetooth and wiFi functions, and Bluetooth is not occupied
b Clear the pairing record, restart the phone, and repair the adapter
11. Can this adapter be paired withmultipie phones?
a: The adapter can be paired with up to 5 phones, but if you want to pair with a newphone, you can only connect one device at a time, cancel the current connection first. Please note that by default, the adapter's systemwiiioni will automatically connect back to the phone you last used via Bluetooth
12. Can it find Bluetooth and wi-Fi for the wireless carplay /Android Auto Adapter?
a Ensure that the wireless carplay/Android Auto adapter power indicator is on and that the adapter is plugged into the wired carplay/Android Auto port
b If it is convenient, please use another phone to test. If only a specific phone cannot find the adapter's

Bluetooth or wi-Fi, try resetting the network and Bluetooth Settings for that phone and then restart the phone once, if the same problem occurs on other phones, it will be defective, please let us know

13. Does the wireless carplay /Android Auto adapter support youtube videos?

a Wireless carplay does not support youtube

b Support youtube wireless Android Auto. To open google browser, enter AAADAPK— to download APK— to open AAAD — to download carstream — to open carstream to enter Settings and select Enable DesktopMode, You can enjoy youtube videos via wireless Android Aut setting video link:



<https://www.youtube.com/watch?v=m8XHyElgzxy>



FCC Warning:

This equipment has been tested and found to comply with the limits for a Class B digital device, pursuant to part 15 of the FCC Rules. These limits are designed to provide reasonable protection against harmful interference in a residential installation. This equipment generates, uses and can radiate radio frequency energy and, if not installed and used in accordance with the instructions, may cause harmful interference to radio communications. However, there is no guarantee that interference will not occur in a particular installation. If this equipment does cause harmful interference to radio or television reception, which can be determined by turning the equipment off and on, the user is encouraged to try to correct the interference by one or more of the following measures:

- Reorient or relocate the receiving antenna.
- Increase the separation between the equipment and receiver.
- Connect the equipment into an outlet on a circuit different from that to which the receiver is connected.
- Consult the dealer or an experienced radio/TV technician for help.

Caution: Any changes or modifications to this device not explicitly approved by manufacturer could void your authority to operate this equipment.

This device complies with part 15 of the FCC Rules. Operation is subject to the following two conditions:

(1) This device may not cause harmful interference, and (2) this device must accept any interference received, including interference that may cause undesired operation.



This equipment complies with FCC radiation exposure limits set forth for an uncontrolled environment. This equipment should be installed and operated with minimum distance 20cm between the radiator and your body.



Documents / Resources

<div>Instruction manual</div> <div>Carplay/VortexTech LLC</div> <div>Please read the manual carefully before use. Recommend keeping this manual for future reference.</div>	<div>VORTEXTECH WA01-C Wireless Carplay Adapter [pdf] Instruction Manual</div> <div>WA01-C, WA01-C Wireless Carplay Adapter, Wireless Carplay Adapter, Carplay Adapter, Adapter</div>
---	---

References

-  [Android Auto | Android](#)
-  [apple.com/ios/](#)
- [User Manual](#)

Manuals+. [Privacy Policy](#)

This website is an independent publication and is neither affiliated with nor endorsed by any of the trademark owners. The "Bluetooth®" word mark and logos are registered trademarks owned by Bluetooth SIG, Inc. The "Wi-Fi®" word mark and logos are registered trademarks owned by the Wi-Fi Alliance. Any use of these marks on this website does not imply any affiliation with or endorsement.