



## Vorago NANOBAY Mini Desktop Computer User Guide

[Home](#) » [Vorago](#) » Vorago NANOBAY Mini Desktop Computer User Guide 

Vorago NANOBAY Mini Desktop Computer User Guide



## Contents

- [1 PRECAUTIONS AND WARNINGS](#)
- [2 HARDWARE INSTALLATION](#)
- [3 KNOW YOUR DEVICE](#)
- [4 SYSTEM CONFIGURATION](#)
- [5 VESA SUPPORT](#)
- [6 DATA SHEET](#)
- [7 Limited product warranty](#)
- [8 Responsibilities](#)
- [9 Documents / Resources](#)
- [10 Related Posts](#)

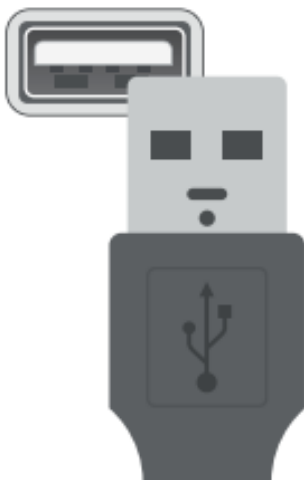
## PRECAUTIONS AND WARNINGS

- Avoid spilling liquids on your computer, they can cause it to malfunction.
- While the computer is on, do not place objects that obstruct the computer's ventilation.
- The computer equipment should not be exposed to temperatures above 35 °C or below 5 °C.
- Do not disassemble the computer equipment, only a certified technician can perform this type of operation as it could void the warranty.
- Do not expose the computer equipment to electro-magnetic fields.
- Use only equipment and accessories approved by the manufacturer.
- Don't throw away the computer. Check the local regulation for the disposal of electronic products.
- Connect the equipment to a grounded power supply, a **NO BREAK**, a current regulator or some other surge protection device.
- Using this device in other than normal conditions may cause electric shock.

## HARDWARE INSTALLATION

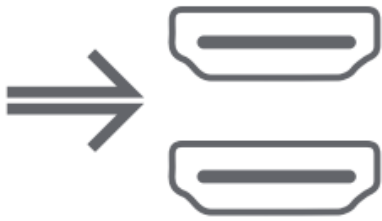
### KEYBOARD AND MOUSE

Connect the USB cable of the mouse and keyboard to the USB ports on your computer or you can connect a Bluetooth devices.



### SCREEN

Connect the Display port or HDMI cable of the monitor to the Display port or HDMI port of your computer.




**AUDIO SYSTEM**

Plug the speaker cable into the port audio output of your computer.

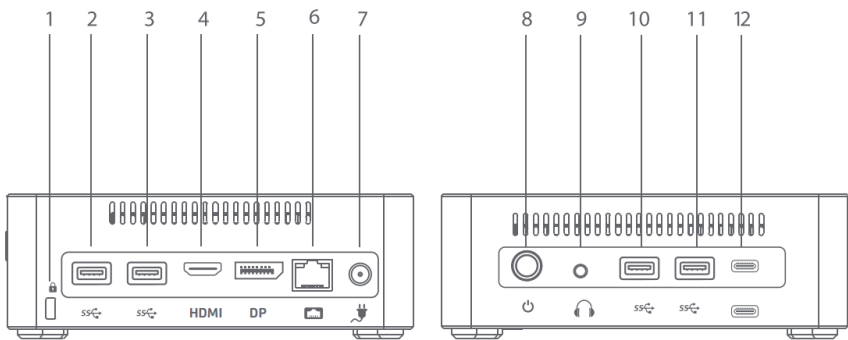


**POWER**

Connect the power cord of your computer to a power outlet grounded or to some regulating device of energy with protection against discharges.



**KNOW YOUR DEVICE**



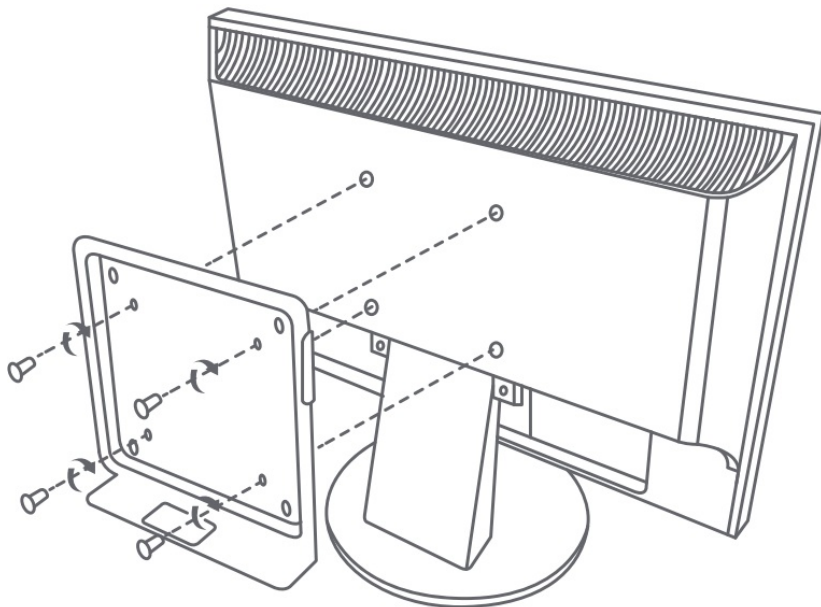
|    |                                |
|----|--------------------------------|
| 1  | Security slot                  |
| 2  | USB 3.0 port                   |
| 3  | USB 3.0 port                   |
| 4  | HDMI port                      |
| 5  | Display port                   |
| 6  | RJ45 jack port                 |
| 7  | Power supply                   |
| 8  | Power button                   |
| 9  | Audio port                     |
| 10 | USB 3.0 port                   |
| 11 | USB 3.0 port                   |
| 12 | USB type C port Supports video |

## SYSTEM CONFIGURATION

Turn on your NanoBay computer, wait a few moments for the operating system to automatically configure itself (it may take up to 20 min). During this process do not turn off your computer.

## VESA SUPPORT

Your equipment has the accessories and the possibility of being mounted on the rear cover of a compatible monitor.



Screw Specification M4 x8L (K)W-ZN #2 Rack size 194 x 150 x 25 mm

## DATA SHEET

|                     |   |
|---------------------|---|
| <b>CPU</b>          | <b>Intel® Core™ Tiger Lake i3-1115G4 (Dual Core, 3.0 GHz ~4.1GHz)</b>                       |
| R A M               |   |
| HDD                 |   |
| Video               | G r á f i c o s U H D I n t e l ® C o r e ™ I n t e l ® d e 1 1 a G e n e r a c i ó n       |
| F r o n t p o r t s | P o w e r b u t t o n , M i c r o p h o n e , A u d i o , 2 x U S B 3 . 0                   |
| R e a r P o r t s   | 1 x R J 4 5 L A N , 1 x H D M I , 1 x D i s p l a y p o r t , 1 x U S B t y p e C , D C I N |
| W L A N             | 8 0 2 . 1 1 b / g / n / a c   |
| LAN                 | 1 x R T L 8 1 1 1 F   |
| Input               | 1 0 0 V – 2 4 0 V 5 0 H z 6 0 H z   |
| Output              | 19V 3.42A DC  |

### Limited product warranty

Vorago equipment and / or accessories are covered by a limited warranty for the time indicated in the annexed validity table, counting from the date of acquisition, against any manufacturing and operation defect, provided they have been used under normal conditions of use during the warranty period and for which it was manufactured. Vorago warranty the buyer the absence of anomalies regarding the materials.

| <b>Products</b>   | <b>Validity</b> |
|---|-----------------|
| P C , t a b l e t s , c e l l p h o n e s , a u d i o , k e y b o a r d s , m o u s e , n e t w o r k s a n d a c c e s s o r i e s   | 12 Mon t h s    |
| L C D Mon i t o r * E x c e p t i n p a n e l ( s c r e e n d i s p l a y ) f o r w h i c h i t w i l l o n l y b e 1 2 m o n t h s   | 36 Mon t h s *  |
| * Computer equipment 3 years including Nanobay 3. * E x c e p t c o m p u t e r e q u i p m e n t w h e r e t h e p r o c e s s o r i s i n t e g r a t e d o n t h e m o t h e r b o a r d i t w i l l o n l y b e 1 2 m o n t h s . | 36 Mon t h s *  |

**Important warranty policy:** Please read and complete this warranty policy and seal it in the store when purchasing the product.

|                                    |                     |
|------------------------------------|---------------------|
| P rodu c t: D e s k top comp u ter | <b>Dealerst amp</b> |
| Mod e l: Nano b ay v3              |                     |
| B ran d: V o rago                  |                     |
| S e r i a l numbe r                |                     |
| I n v o icenumbe r :               |                     |
| Del i v e ry d a t e :             |                     |

## Responsibilities

The total responsibility of Vorago will be to repair or replace the product, including labor and parts, at no cost to the buyer when it is returned to the point of sale, presenting this warranty policy properly completed and stamped by the establishment where it was purchased. The product or copy of the receipt or receipt or invoice, in which data of the product the date of purchase is specified, to verify the times within the warranty. Vorago may use new parts, restored or used in good condition to repair or replace any product, at no additional cost to the consumer. In the case of equipment and / or accessories that can not be repaired, the change will be generated by a similar product or with superior characteristics. This warranty covers the transportation expenses of the product derived from its fulfillment; which will be directly attributable to the supplier of the product. In all replacement products, the original warranty period will be renewed. Vorago is governed by international standards for the manufacture products.

## How to obtain warranty support

Warranty claims are processed through the point of sale, during the first 15 days after the purchase, as long as they meet the requirements Guarantee daims that can not be processed through the point of sale and any concerns related to the product purchased should be sent with the prepaid guide by Vorago to the address of the Vorago headquarters in Franc sco Villa No. 3, Col. San Agustin, CP 45645, Tlajomulco de ainiga, Jalisco, Mexico.

Except in situations of force ma , eure or fortuitous event, the repair time in no case will be greater than 30 calendar days from the date of receive of the equipment in Vorago.

## Exclusions

**This warranty is has valid in the following cases:**

- a) When the product had been used in conditions other than normal.
- b) When the product has not been operated in accordance with the instructions for use.
- c) When the product has been altered or repaired by unauthorized persons by Vorago.

Vorago does not offer any other express warranty for this product. To make the warranty valid, as well as the acquisition of parts, components, consumables and accessories

To validate a warranty, the following information must be sent to the **email: [garantias@rvoragolive.com](mailto:garantias@rvoragolive.com)**

1. **Model and color**
2. **Product failure**
3. **Ticket or purchase invoice (digitized)**
4. **Your address with CP, telephone and full Name.**

Available in the establishment where the product was purchased and / or in our central offices:


## Returns

In the case of product return, it will only be the place of purchase by the end customer. Subject to the return policies established by the same seller.

Vorago, S.A. de C.V. Francisco Villa No. 3 Col. San Agustin, C.P. 45645 Tlajomulco de Liniga, Jalisco, Mexico.  
Tel. (33) 3044 6666 Global S.A. de C.V. Matilde Marquez No. 68 Colonia !Dentin de C.P.15520 Carranza, [MIX  
RFC: IGR1510164C2



## Documents / Resources

|   |   |
|---|---|
|  | <a href="#">Vorago NANO BAY Mini Desktop Computer</a> [pdf] User Guide<br>NANO BAY, NANO BAY Mini Desktop Computer, Mini Desktop Computer, Desktop Computer |
|---|---|

[Manuals+](#).