



# VOODOO LAB Pedal Power 3 Plus High-Current 12-Output Isolated Power Supply Owner's Manual

[Home](#) » [VOODOO LAB](#) » VODOO LAB Pedal Power 3 Plus High-Current 12-Output Isolated Power Supply Owner's Manual 

## Contents

- [1 VODOO LAB Pedal Power 3 Plus High-Current 12-Output Isolated Power Supply](#)
- [2 Product Information](#)
- [3 Product Usage Instructions](#)
- [4 INTRODUCTION](#)
- [5 UNPACKING](#)
- [6 CONNECTIONS](#)
- [7 WARRANTY](#)
- [8 Important Safety Instructions](#)
- [9 Documents / Resources](#)
  - [9.1 References](#)
- [10 Related Posts](#)



**VOODOO LAB Pedal Power 3 Plus High-Current 12-Output Isolated Power Supply**



## Product Information

The Voodoo Lab Pedal Power 3 Plus is a fully isolated pedalboard power supply that offers the highest level of performance. It has been designed after years of research and experimentation, setting new benchmarks in terms of low noise, compact size, light weight, and flexibility. This power supply is capable of powering both vintage analog stompboxes and high current digital effects with zero noise and optimum tone.

The Pedal Power 3 Plus features a unique DC transformer design that combines organic polymer and ceramic filters with analog linear voltage regulation, resulting in industry-leading zero noise performance. It is expandable up to 28 isolated outputs with the Voodoo Lab Pedal Power X4 and X8, making it the ultimate pedalboard power solution. The power supply operates at all line voltages from 100-240VAC, making it suitable for international touring without the need for step up/down transformers. Additionally, it can power 18V and 24V pedals with optional voltage doubler cables.

The Pedal Power 3 Plus is proudly made in the USA.

## Product Usage Instructions

1. Register your Voodoo Lab product at [voodoolab.com/register](https://voodoolab.com/register).
2. If you have any questions about the product, contact Voodoo Lab at [info@voodoolab.com](mailto:info@voodoolab.com).
3. For the most up-to-date manual and information, visit [voodoolab.com/pedalpower\\_3](https://voodoolab.com/pedalpower_3).
4. Unpack your Voodoo Lab Pedal Power 3 Plus box and ensure that it contains the following items:
  - Pedal Power 3 Plus isolated DC power supply
  - AC line cord
  - DC power cables
5. Make sure to use the correct DC power cables. Cables with a red or white plug end are reverse polarity and may damage your pedals. Standard polarity cables with black plug ends should be used for most pedal effects.
6. The Pedal Power 3 Plus is powered directly from the mains using the supplied region-specific AC line cord. It supports voltages from 100-240VAC, making it suitable for international touring. If needed, use a plug adapter or the correct cable for the specific country.
7. Prior to connecting power to your pedals, verify that they require 9 or 12VDC and standard center negative

polarity. Use the included cables with black plug ends for these pedals. If your pedals have different voltage requirements or polarity, obtain the correct cables and voltage adapters.

8. The Pedal Power 3 Plus features various outputs and ports:

- X-LINK expansion ports: These power X-series expanders to add more isolated outputs.
- LED Status Indicator: It remains steady ON during normal operation.
- 9V/12V isolated DC outputs: Each output supplies up to 500mA @ 12V and 200mA @ 9V.
- 9V isolated DC outputs: Each output supplies up to 500mA.
- AC power input jack: It accepts any mains voltage from 100-240VAC via a standard IEC-type connector.

9. Voodoo Lab offers additional DC power cables and adapters that can be purchased separately, including:

- Output Splitter (Part# PPAV): This allows two pedals to share a single isolated output with ground lifting to minimize interaction between the pedals.
- Voltage Doubler Adapter (Part# PPAY): It combines the voltages of two isolated outputs to power 18V and 24V pedals. An all-in-one Voltage Doubler cable (Part# PPY) is also available.
- Current Doubler Adapter (Part# PPAP): This combines the current supply of two isolated outputs to power effects requiring more than 500mA.

## INTRODUCTION

**Congratulations!** You've purchased the finest fully isolated pedalboard power supply available. The Voodoo Lab Pedal Power 3 Plus is the culmination of years of research and experimentation. The result sets new benchmarks in lowest noise, compact size, light weight, and total flexibility where every output powers the most sensitive vintage analog stompboxes with zero noise and optimum tone, as well as power hungry, high current digital effects.

A novel DC transformer design combines state-of-the-art organic polymer and ceramic filters with traditional analog linear voltage regulation to achieve it's industry leading zero noise performance.

Pedal Power 3 is the ultimate pedalboard power solution. It's expandable up to 28 isolated outputs with Voodoo Lab Pedal Power X4 and X8. Pedal Power 3 operates at all line voltages from 100-240VAC, so you're ready for international touring without step up/down transformers. You can even power 18V and 24V pedals with optional voltage doubler cables.

Pedal Power 3 Plus is made in the USA.

## UNPACKING

Your Voodoo Lab Pedal Power 3 Plus box contains the following:

- Pedal Power 3 Plus isolated DC power supply
- AC line cord
- DC power cables

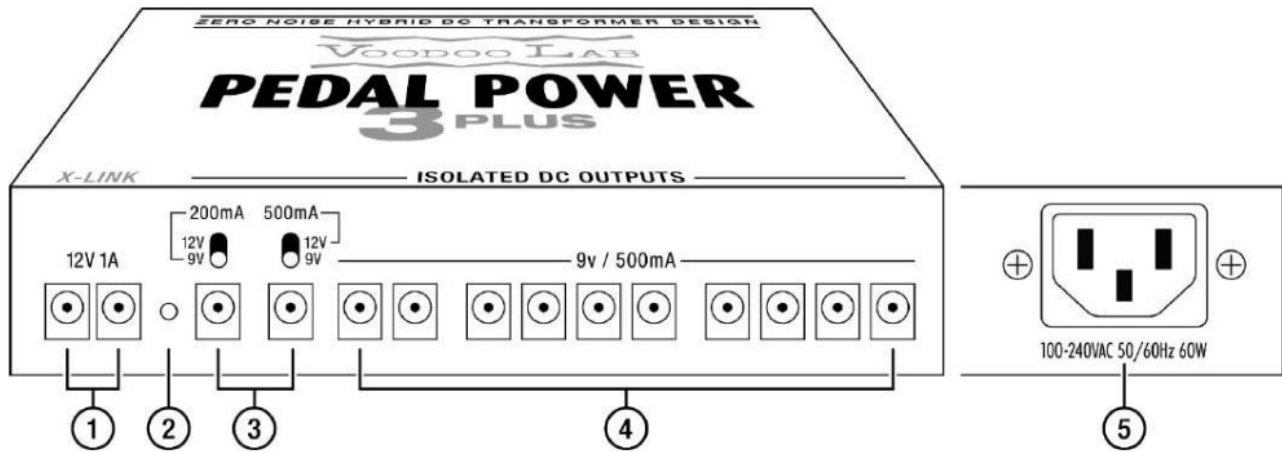
## CONNECTIONS

**Important!** DC power cables with a red or white plug end are reverse polarity. Almost all pedal effects are standard polarity, using the wrong cable may damage them.

Pedal Power 3 Plus is powered directly from 100-240VAC mains using the supplied region-specific AC line cord. This is a standard computer-type IEC line cord, so it's easy to obtain a replacement or different length. For international touring simply use a plug adapter or the correct cable for that country.

Before connecting power to your pedals, verify that they require 9 or 12VDC and standard center negative polarity. Then use any of the included cables with black plug ends. Otherwise, obtain the correct cable and

voltage adapter if necessary.



1. X-LINK expansion ports. These power X-series expanders to add more isolated outputs.
2. LED Status Indicator – Steady ON during normal operation.
3. 9V/12V isolated DC outputs. Each output supplies up to 500mA @ 12V and 200mA @ 9V.
4. 9V isolated DC outputs. Each output supplies up to 500mA.
5. AC power input jack. Standard “IEC-type” connector accepts any mains voltage 100-240VAC.

### AVAILABLE DC POWER CABLES AND ADAPTERS

Voodoo Lab can supply cables with different lengths, connectors or polarity. These and many more are available at [voodoolab.com](http://voodoolab.com) or from your Voodoo Lab retailer.

- **Output Splitter:** Allows two pedals to share a single isolated output. One side is ground lifted to minimize interaction between the pedals (Part# PPAV)
- **Voltage Doubler Adapter:** Combines voltages of two isolated outputs to power 18V and 24V pedals (Part# PPAY). Also available as an all-in-one Voltage Doubler cable (Part# PPY)
- **Current Doubler Adapter:** Combines current supply of two isolated outputs to power effects requiring more than 500mA (Part# PPAP)
- **Line-6 HX Cable:** Combines current of two isolated 9V outs to power Line 6 HX Effects and HX Stomp (Part# PPHX)
- **Battery Snap Cable:** Powers older vintage pedals without a DC power jack (Part# PPBAT or PPBAT-R)
- **Pedal Power Replacement Cable Kit:** Complete cable kit for Pedal Power 3 (Part# PPPK-3)

Voodoo Lab cables have color coded plug ends for easy identification. Black are standard polarity (center negative) with 2.1mm center. Blue are standard polarity with larger 2.5mm center. White are reverse polarity (center positive) with 2.1mm center, and red are reverse polarity with 2.5mm center.

### USING X-LINK EXPANSION PORTS

X-LINK expansion ports are used to add isolated DC outputs to Pedal Power 3. Connect to any Pedal Power X-series supply including X4 (4x9V), X4/18V (2x9V, 2x18V) and X8 (8x9V).

It is preferred to run high current digital pedals directly from Pedal Power 3 Plus.

These 12V expansion ports are unfiltered and not isolated from each other. They are not intended to directly power sensitive analog effects.

### PEDALBOARDS

Voodoo Lab Dingbat pedalboards are designed with integrated mounting for all Voodoo Lab power supplies including Pedal Power 3 Plus. Made from high grade aluminum in Sonoma county, California, they are rugged, lightweight and include a tour ready gig bag.

Also available are Voodoo Lab mounting brackets (Part# PT) for most Pedaltrain models except Nano and Metro. These are high quality aluminum brackets with stainless steel self-drilling screws for easy installation.

## **WARRANTY**

### **(North America Only)**

Voodoo Lab warrants this product against defects that are due to faulty material or workmanship for a period of five years from the date of original retail purchase. This warranty does not include damage to the product resulting from accident or misuse. This warranty is given to the original purchaser only and it is not assignable to any other person.

If the product should become defective within the warranty period, Voodoo Lab will repair it or replace it free of charge, provided it is returned freight prepaid to Voodoo Lab with a valid RMA (return material authorization) number.

This warranty shall not apply to any goods that have been repaired or altered by anyone other than the manufacturer. There are no warranties which extend beyond the terms described herein. Should you experience any difficulty with this Voodoo Lab product, contact us as described below. If it is determined that the product must be returned to the factory for repair, you will be issued an RMA and given shipping and packaging instructions.

### **Outside North America**

Regions outside North American please contact your country's distributor for warranty information.

## **Important Safety Instructions**

**WARNING:** To reduce the risk of fire or electric shock, do not expose this apparatus to rain or moisture.

**WARNING:** This apparatus shall be connected to a mains socket outlet equipped with a protective grounding connection.

Finland / Laite on liitettävä suojakoskettimilla varustettuun pistorasiaan.

Norway / Apparatet må tilkoples jordet stikkontakt.

Sweden / Apparaten skall anslutas till jordat uttag.

1. Read these instructions.
2. Keep these instructions.
3. Heed all warnings.
4. Follow all instructions.
5. Do not use this apparatus near water.
6. Clean only with a dry cloth.
7. Do not block any ventilation openings. Install in accordance with the manufacturer's instructions.
8. Do not install near any heat sources such as radiators, heat registers, stoves, or other apparatus (including amplifiers) that produce heat.
9. Do not defeat the safety purpose of the grounding-type plug. A grounding type plug has two blades and a third grounding prong. The third prong is provided for your safety. If the provided plug does not fit into your outlet, consult an electrician for replacement of the obsolete outlet.
10. Protect the power cord from being walked on or pinched particularly at plugs, convenience receptacles, and the point where they exit from the apparatus.
11. Only use attachments/accessories specified by the manufacturer.
12. Unplug this apparatus during lightning storms or when unused for long periods of time.
13. Refer all servicing to qualified service personnel. Servicing is required when the apparatus has been damaged in any way, such as power-supply cord or plug is damaged, liquid has been spilled or objects have fallen into

the apparatus, the apparatus has been exposed to rain or moisture, does not operate normally, or has been dropped.

14. The unit should be positioned so that the plug or cord are easily accessible.

## HOW TO REACH US

Tel: 707 545 0600

Email: [info@voodoolab.com](mailto:info@voodoolab.com)

Forum: [www.voodoolab.com/forum](http://www.voodoolab.com/forum)

Copyright ©2020 by Digital Music Corporation. This publication is protected by copyright and all rights are reserved. Voodoo Lab and Pedal Power are registered trademarks of Digital Music Corp.


rev. 11/2020

ease register your Voodoo Lab product at [voodoolab.com/register](http://voodoolab.com/register)




If you have questions about this product, contact us at [info@voodoolab.com](mailto:info@voodoolab.com)

For the most up-to-date manual and information go to [voodoolab.com/pedalpower](http://voodoolab.com/pedalpower)

## Documents / Resources

	<p><a href="#">VOODOO LAB Pedal Power 3 Plus High-Current 12-Output Isolated Power Supply</a> [pdf] Owner's Manual</p> <p>Pedal Power 3 Plus High-Current 12-Output Isolated Power Supply, Pedal Power 3 Plus, High-Current 12-Output Isolated Power Supply, 12-Output Isolated Power Supply, Isolated Power Supply, Power Supply, Supply</p>
--	---

## References

-  [Voodoo Lab – Voodoo Lab](#)
-  [Register Your Product – Voodoo Lab](#)
-  [voodoolab.com/forum](http://voodoolab.com/forum)