



VONYX CMS300 Series CMS300B Studio Microphone Set Instruction Manual

[Home](#) » [VONYX](#) » VONYX CMS300 Series CMS300B Studio Microphone Set Instruction Manual 



CMS300 Series Studio Microphone Set
Ref. nr.: 173.512, 173.514, 173.516



INSTRUCTION MANUAL
V1.1

Congratulations on the purchase of this Vonyx product. Please read this manual thoroughly prior to using the product in order to benefit fully from all features. Follow the instructions in order not to invalidate the warranty. Take all precautions to avoid fire and/or electrical shock. Keep the manual for future reference.

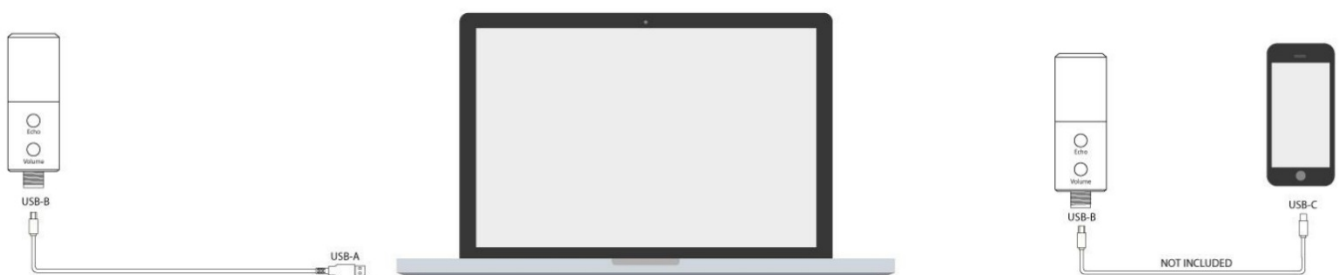
Contents

- [1 UNPACKING INSTRUCTION](#)
- [2 MICROPHONE CONNECTION](#)
- [3 STAND ASSEMBLY INSTRUCTIONS](#)
- [4 SPECIFICATIONS](#)
- [5 Documents / Resources](#)
 - [5.1 References](#)
- [6 Related Posts](#)

UNPACKING INSTRUCTION

CAUTION! Immediately upon receiving the product, carefully unpack the carton, check the contents to ensure that all parts are present, and have been received in good condition. Notify the shipper immediately and retain the packing material for inspection if any parts appear damaged from shipping or the package itself shows signs of mishandling. Save the package and all packing materials. In the event that the product must be returned to the factory, it is important that the product be returned in the original factory box and packing.

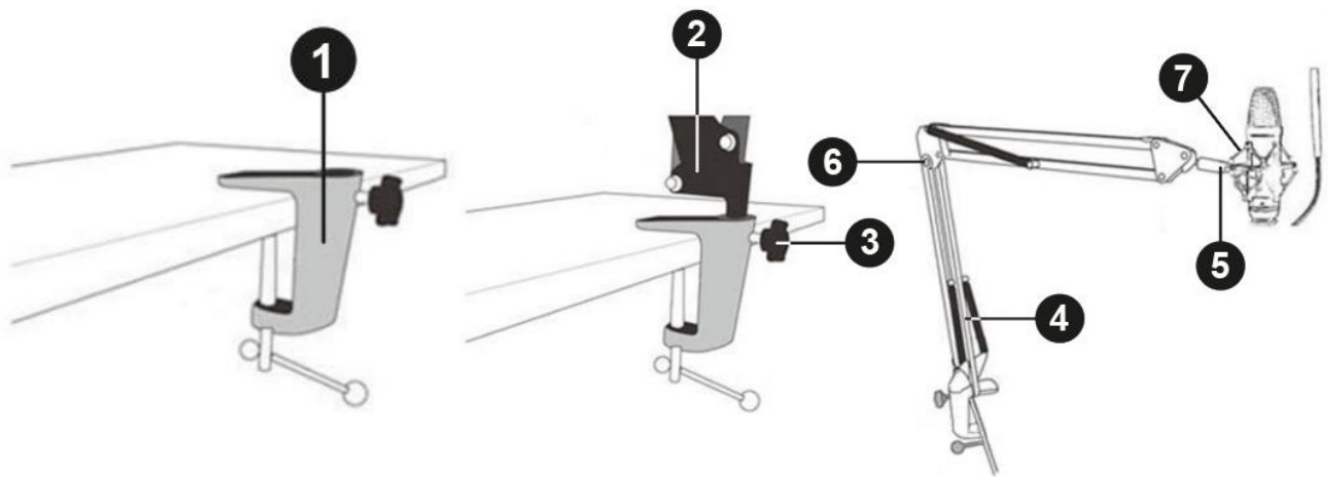
MICROPHONE CONNECTION



STAND ASSEMBLY INSTRUCTIONS



1. Install the base of the stand on to, for example, a tabletop.
2. Attach the suspension arm link to the base stand.
3. Tighten the nut once your preferred suspension arm direction has been determined.
4. Attach the arm to the suspension arm link.
5. Attach the shock mount to the suspension arm. Use the adapter of the microphone
6. holder to enable mounting of the shock mount (picture right).
7. Adjust the height of the arm to your preferred height.
8. Put the microphone into the clamp ring of the shock mount.
9. Optional: attach the pop filter to the stand to eliminate popping and sibilance sound.



SPECIFICATIONS


CMS300			
Ref. nr.	173.512	173.514	173.516
Frequency response	50Hz-14KHz		
Sensitivity	-43dB (+/-2dB)		
Impedance	200 Ohm		
SPL max	120dB		
Mic. Power supply	5V via USB		
Weight	1.95kg		

Specifications and design are subject to change without prior notice.

www.tronios.com

Copyright © 2022 by Tronios The Netherlands

Documents / Resources

	<p>VONYX CMS300 Series CMS300B Studio Microphone Set [pdf] Instruction Manual CMS300 Series, CMS300B, Studio Microphone Set</p>
---	--

References

- [Sound & Light distributor - Tronios.com](http://www.tronios.com)

