



VONROC CH515AC Convector Heater User Manual

[Home](#) » [VONROC](#) » VONROC CH515AC Convector Heater User Manual 





Original Instructions

Contents

- 1 CH515AC Convector Heater
- 2 SAFETY INSTRUCTIONS
- 3 GENERAL SAFETY WARNINGS
- 4 MACHINE INFORMATION
- 5 OPERATION
- 6 MAINTENANCE
- 7 WARRANTY
- 8 Documents / Resources
 - 8.1 References
- 9 Related Posts

CH515AC Convector Heater











SAFETY INSTRUCTIONS

Read the enclosed safety warnings, the additional safety warnings and the instructions. Failure to follow the safety warnings and the instructions may result in electric shock, fire and/or serious injury.

Save the safety warnings and the instructions for future reference.

The following symbols are used in the user manual or on the product:

	Read the user manual.
	Denotes risk of personal injury, loss of life or damage to the tool in case of nonobservance of the instructions in this manual.
	Denotes risk of electrical shock.
	Important! WARNING: In order to avoid overheating, do not cover the heater.
	Do not dispose of the product in unsuitable containers.
	The product is in accordance with the applicable safety standards in the European directives.

GENERAL SAFETY WARNINGS

This appliance can be used by children aged from 8 years and above and persons with reduced physical, sensory or mental capabilities or lack of experience and knowledge if they have been given supervision or instruction concerning use of the appliance in a safe way and understand the hazards involved. Children shall not play with the appliance. Cleaning and user maintenance shall not be made by children without supervision. Children of less than 3 years should be kept away unless continuously supervised. Children aged from 3 years and less than 8 years shall only switch on/off the appliance provided that it has been placed or installed in its intended normal operating position and they have been given supervision or instruction concerning use of the appliance in a safe

way and understand the hazards involved. Children aged from 3 years and less than 8 years shall not plug in, regulate and clean the appliance or perform user maintenance.



CAUTION — Some parts of this product can become very hot and cause burns. Particular attention has to be given where children and vulnerable people are present.

ADDITIONAL SAFETY WARNINGS FOR CONVECTOR PANEL HEATER

- Children should be kept away unless continuously supervised to ensure that they do not play with the machine.
- Children shall not plug in, position, operate, regulate and clean the appliance or perform user maintenance.
- CAUTION – some parts of this product can become very hot and cause burns. Particular attention has to be given where children and vulnerable people are present.
- The machine is not suitable for use outdoors, in bathrooms or in other wet or damp environments.
- Please note that the machine can become very hot and should, therefore, be placed at a safe distance from flammable object such as furniture, curtains and similar.
- Do not cover the heater.
- The machine must not be located immediately below a socket outlet
- Do not connect the machine using an on/off timer or other external equipment which can automatically switch the device on.
- The machine must not be placed/used in rooms where flammable liquids or gases are present.
- If an extension cord is used, it must be as short as possible and always be fully extended.
- You must not connect other appliances to the same mains socket as the machine
- Do not use the machine in immediate surroundings of a bath, a shower or a swimming pool.
- If the supply cord is damaged, it must be replaced by the manufacturer, its service agent or similarly qualified persons in order to avoid a hazard.
- Make sure the machine is always under surveillance and keep children and animals away from it.
- Do not place/use the machine on moving vehicles or somewhere easy to be tripped over.
- When the machine is not used for a long time, unplug the machine from its means. Pull by the plug, never remove the plug by pulling the cord.
- Keep the machine far from curtain or places where the air inlet can easily be blocked.
- In order to prevent possible electric shock or leakage current, never use the machine with wet hand or operate the machine when there is water on the power cord.
- Do not dispose of electrical appliances as unsorted municipal waste, use separate collection facilities. Contact your local government for information regarding the collection systems available. If electrical appliance are disposed of in landfills or dumps, hazardous substances can leak into the groundwater and get into the food chain, damaging your health and well-being.
- This appliance is not intended for use by persons (including children) with reduced physical, sensory or mental capabilities, or lack of experience and knowledge, unless they have been given supervision or instruction concerning use of the appliance by a person responsible for their safety.

Electrical safety

When using electric machines always observe the safety regulations applicable in your country to reduce the risk of fire, electric shock and personal injury. Read the following safety instructions and also the enclosed safety instructions. Always check that the voltage of the power supply corresponds to the voltage on the rating plate label.

If operating a power tool in a damp location is unavoidable, use a residual current device (RCD) protected supply. Use of an RCD reduces the risk of electric shock.

MACHINE INFORMATION

Intended use

The convector heater is intended for indoor use only. The machine must be placed on a stable surface. The heater is equipped with a thermostat and safety features such as over-heat protection.

TECHNICAL SPECIFICATIONS

Model No.	CH515AC CH515AC_GREY CH515AC_WHITE
Power supply	220-240V~ / 50Hz
Power rating	1800-2000W
Heater settings	1250W / 2000W
Protection class	Class I

DESCRIPTION

The numbers in the text below refer to the numbers used in figures A, B on page 2.

1. Convector heater
2. Heating knob
3. Thermostat knob
4. Floor stand

OPERATION



Check the device for damage before use and only use in good working condition.

When using the heater for the first time, you may notice a slight smell originating from the heating element. This is quite normal and it should disappear after using the heater for some time.

Placing the convector panel heater on the floor (fig. C)

- Install the floor stands (4) on the underside of the heater (1) using the supplied screws (fig. C).
 - Place the heater upright on a firm and level surface.
 - Keep a minimum distance of 1m from combustible materials (furniture, curtains, etc.).
- Keep away from wet environments.



Warning! Make sure to place the heater in a safe spot, so you cannot easily trip over the machine and cable. Make sure to place the heater where it cannot fall down.

Starting the convector panel heater (fig. B)

- The heater has two power settings. Use the switch (2) to set the heating power.
- Additionally, the heater is equipped with a fan to improve convection. The fan may be switched on/off by using the switch (2). Refer to the table below for the available settings:

Switch position	Heating power	Fan
II	2000W	Off
I	1250W	Off
0	Off	Off
I +	1250W	On
II +	2000W	On

Constant room temperature

The heater starts and stops automatically to keep the room temperature constant. Once the ambient temperature in the room reaches the desired target temperature, the heating element will be switched off. Once the ambient temperature starts to decrease, the heating element will be switched on again.

Automatic overheat-safety control

This heater is equipped with an internal safety thermostat and overheat protection circuit. When a potential overheat temperature is reached, the system will automatically shut the heater off.

Storing the convector panel heater Always let the heater cool down completely before moving or storing the heater. Make sure the heater is unplugged from mains power while in storage.



Warning. Do not store the machine in a wet environment. Protect the machine from dust while in storage. After a prolonged time in storage, always check to make sure the heating element is clean and free from dust before using the heater again.

MAINTENANCE



Before cleaning and maintenance, always switch off the machine and remove the mains plug from the mains.

Cleaning



Let the machine cool down completely before cleaning.

- Wipe the enclosure with a soft cloth. For very dirty parts, wipe with a damp cloth, then use a clean, dry cloth to fully dry. Be careful not to let any water enter the inside of the appliance
- In order to protect the heater, don't splash water onto the heater, and never use chemical solvents or aggressive cleaning products.

Storage

- Allow the heater to cool down completely before storing it.
- Store the heater in a dry, well ventilated space

ENVIRONMENT



Faulty and/or discarded electrical or electronic apparatus have to be collected at the appropriate recycling locations.

Only for EC countries

Do not dispose of power tools into domestic waste.

According to the European Guideline 2012/19/EU for Waste Electrical and Electronic Equipment and its

implementation into national right, power tools that are no longer usable must be collected separately and disposed of in an environmentally friendly way.

WARRANTY

VONROC products are developed to the highest quality standards and are guaranteed free of defects in both materials and workmanship for the period lawfully stipulated starting from the date of original purchase. Should the product develop any failure during this period due to defective material and/or workmanship then contact VONROC directly. The following circumstances are excluded from this guarantee:

- Repairs and or alterations have been made or attempted to the machine by unauthorized service centers;
- Normal wear and tear;
- The tool has been abused, misused or improperly maintained;
- Non-original spare parts have been used.

This constitutes the sole warranty made by company either expressed or implied. There are no other warranties expressed or implied which extend beyond the face hereof, herein, including the implied warranties of merchantability and fitness for a particular purpose. In no event shall VONROC be liable for any incidental or consequential damages. The dealers remedies shall be limited to repair or replacement of nonconforming units or parts.

The product and the user manual are subject to change. Specifications can be changed without further notice.

Model identifier(s): CH515AC, CH515AC_GREY, CH515AC_WHITE					
Item	Symbol	Value	Unit	Item	Unit
Heat output			Type of heat input, for electric storage local space heaters only (select one)		
Nominal heat output	P _{nom}	1.9	kW	manual heat charge control, with integrated thermostat	No
Minimum heat output (indicative)	P _{min}	1.2	kW	manual heat charge control with room and/ or outdoor temperature feedback	No
Maximum continuous heat output	P _{max,c}	1.9	kW	electronic heat charge control with room and/or outdoor temperature feedback	No
Auxiliary electricity consumption				fan assisted heat output	Yes

At nominal heat output	e _{lmax}	0	kW	Type of heat output/room temperature control (select one)	
At minimum heat output	e _{lmin}	0	kW	single stage heat output and no room temperature control	No
In standby mode	e _{lSB}	0	kW	Two or more manual stages, no room temperature control	No
				with mechanic thermostat room temperature control	Yes
				with electronic room temperature control	No
				electronic room temperature control plus day timer	No
				electronic room temperature control plus week timer	No
				Other control options (multiple selections possible)	
				room temperature control, with presence detection	No
				room temperature control, with open window detection	No
				with distance control option	No
				with adaptive start control	No
				with working time limitation	No
				with black bulb sensor	No

Contact details

VONROC • Lingenstraat 6 • 8028 PM • Zwolle • The Netherlands

WWW.VONROC.COM

DECLARATION OF CONFORMITY
CH515AC, CH515AC_GREY, CH515AC_WHITE



We declare under our sole responsibility that this product is in conformity with directive 2011/65/EU of the European parliament and of the council of 8 June on the restriction of the use of certain hazardous substances in electrical and electronic equipment is in conformity and accordance with the following standards and regulations: EN 60335-1, EN 60335-2-30, EN 62233, 2014/35/EU, EN 55014-1, EN 55014-2, EN 61000-3-2, EN 61000-3-3, 2011/65/EU, (EU) 2015/1188, 2012/19/EU, 2014/30/EU

Zwolle, 01-06-2022

H.G.F Rosberg
CEO



Documents / Resources



[VONROC CH515AC Convactor Heater](#) [pdf] User Manual
CH515AC Convactor Heater, CH515AC, Convactor Heater, Heater

References

-  [VONROC Gereedschap & Tuin artikelen](#)

Manuals+.