

voltgo
VLRV5120C
LiFePO4
Battery
Module



voltgo VLRV5120C LiFePO4 Battery Module Instructions

[Home](#) » [voltgo](#) » **voltgo VLRV5120C LiFePO4 Battery Module Instructions** 

Contents

- [1 voltgo VLRV5120C LiFePO4 Battery Module](#)
- [2 Product Specifications](#)
- [3 Product Usage Instructions](#)
- [4 Frequently Asked Questions \(FAQ\)](#)
- [5 Overview](#)
- [6 Battery Module Features](#)
- [7 Battery Module Specification](#)
- [8 BMS Parameters](#)
- [9 Battery Performance Curve](#)
- [10 ABOUT COMPANY](#)
- [11 Documents / Resources](#)
 - [11.1 References](#)
- [12 Related Posts](#)



voltgo VLRV5120C LiFePO4 Battery Module



Product Specifications

- **Model:** VLRV5120C V3.0A
- **Rated Voltage [V]:** 51.2
- **Rated Capacity [Ah]:** 100
- **Rated Energy [Wh]:** 5120
- **Voltage Range [V]:** 44.8~56.0
- **Operation Temperature Range:** -20°C to 45°C
- **Weight [kg]:** Not specified
- **Display Method:** Bluetooth/LED
- **Ingress Protection Level:** IP67
- **Humidity [%]:** 5-95% RH

Product Usage Instructions

Installation and Expansion

The battery module is designed for easy installation and capacity expansion. Ensure to follow the provided guidelines for proper installation.

Maintenance

The battery module is maintenance-free with a design life of 15 years. No regular maintenance is required, but periodic checks are recommended.

Safety

The battery module features LFP cell & system safety design to ensure safe operation. Follow all safety precautions provided in the user manual.

Monitoring and Control

The battery module offers real-time monitoring and control features. Use the Bluetooth display for monitoring and control purposes.

Charging

Charge the battery module within the recommended voltage and current limits. The recommended charge voltage

is 56.0V with a recommended charge current of 30A.

Discharging

Ensure that the discharge current does not exceed the maximum limit specified to prevent damage to the battery module.

Frequently Asked Questions (FAQ)

- **What is the recommended charge current for the VLRV5120C battery module?**

The recommended charge current for the VLRV5120C battery module is 30A.

- **What is the Ingress Protection Level of the battery module?**

The Ingress Protection Level of the battery module is IP67, providing protection against dust and water immersion up to 1 meter depth.

Overview

RV series battery products are designed with ABS shell, can be used 24/7, which has outstanding advantages such as waterproof, impact resistance, good insulation performance, easy installation and maintenance-free. Some products also have special functions such as Bluetooth and low-temperature heating, which can meet the application needs of RVs, solar street lights, small medical equipment, toys and some small energy storage application.

Battery Module Features

Simple

Easily installation and capacity expansion, Maintenance-free (15Y design life).

Safe

LFP cell & system safety design.

Intelligent

Real-time monitoring & control, Passive balance, Bluetooth display, Low-temp heating.

Performance

High energy density, Excellent service life & Wide operation temperature range.

Battery Module Specification

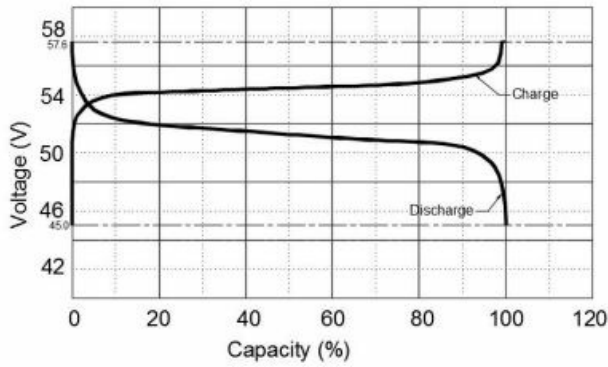
Model	VLRV5120C
Basic Parameter	
Rated Voltage [V]	51.2
Rated Capacity [Ah]	100
Rated Energy [Wh]	5120
Operation Parameter	
Voltage Range [V]	44.8~56.0
Cut-off Voltage [V]	44.8
Charge Voltage [V]	Recommended: 56.0 Max: 57.6
Recommended Charge Current [A]	30
Max Charge Current [A]	100
Max Discharge Current [A]	100
Internal Resistance [mΩ]	13.48
Physical Parameter	
Dimension W*D*H [mm]	460*320*247
Weight [kg]	43±0.5
Display Method	Bluetooth/LED
Ingress Protection Level	IP67
Environment Parameter	
Humidity [%]	5-95% RH
Charge Temperature Range [°C]	-20 ~ 45 (<0°C, start heating)
Discharge Temperature Range [°C]	-20 ~ 55
Storage Temperature Range [°C]	-20 ~ 45
Service Life	
Cycle Life	6000 (0.5C@ 25°C, 80% DOD)
Design Life [Year]	15
Certification	
Transportation / Battery	UN38.3, IEC 62619, UL1973

BMS Parameters

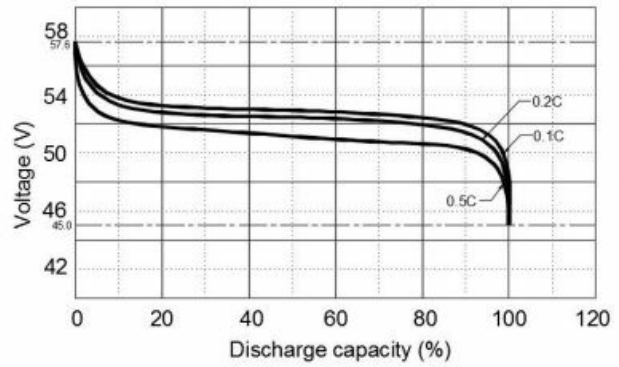
Item	VLRV5120C	Remark
Charge		
Cell Over-voltage protection [V]	3.8	Recovery @ 3.45V
Module Over-voltage protection [V]	60.0	Recovery @ 55.2V
Over-current protection 1 [A]	>102	Delay 20s
Over-temperature protection [°C]	>70	Recovery @ <60
Under-temperature protection [°C]	<-5	Recovery @ >0
Discharge		
Cell low-voltage protection [V]	2.3	Recovery @ 3.1V
Module low-voltage protection [V]	44.8	Recovery @ 48.0V
Over-discharging current 1 [A]	>102	Delay 30s Recovery in 60s
Over-discharging current 2 [A]	>150	Delay 3s Recovery in 60s
Short circuit [A]	>300	0.1ms
Over-temperature protection [°C]	>75	Recovery@ <65
Under-temperature protection [°C]	<-20	Recovery@ >-10
Other Function		
PCB Temp protection [°C]	>105	Recovery @ <80
Cell balance [mA]	120mA	Passive balance
Temperature accuracy [%]	3%	Measuring range -40~110°C
SOC accuracy [%]	5%	Integral calculation
Power consumption	≤300uA	Sleep mode
	≤20mA	Operating mode
Communication interfaces	CAN, RS485, Bluetooth	Can be customized to match the devices

Battery Performance Curve

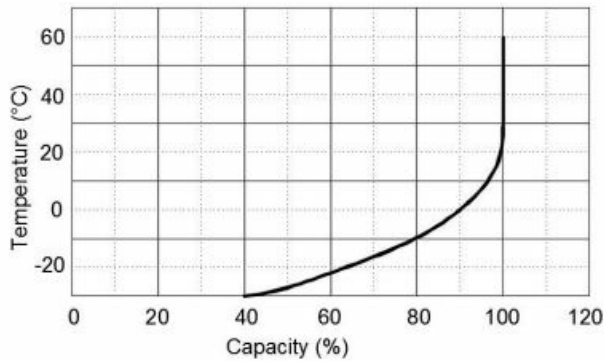
Charge & Discharge curve with 0.5C @ 25°C



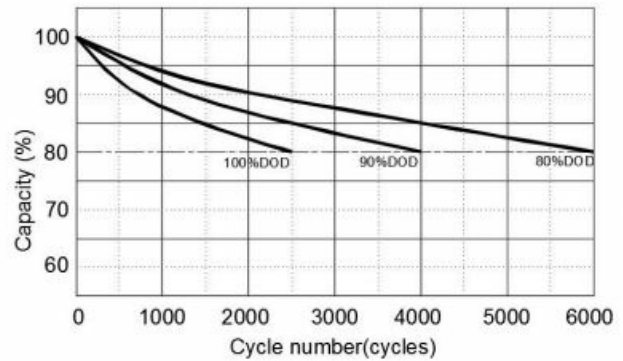
Discharge performance with different rate @ 25°C



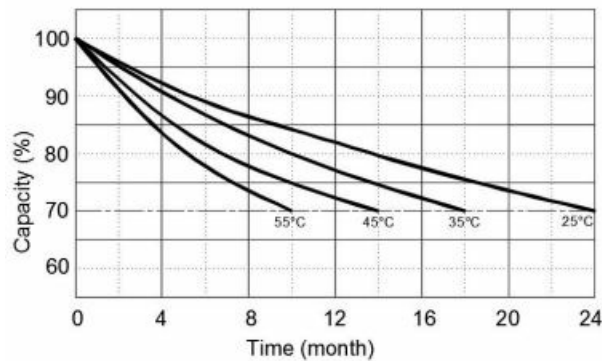
Discharge capacity with different temperature @ 0.5C



Cycle life with DOD @ 0.5C, 25°C




Self-discharge @ different temperature



ABOUT COMPANY

- Master Instruments Pty Ltd
- **NSW (Milperra):** (02) 9519 1200
- **VIC (Croydon South):** (03) 9872 6422
- **WA (Wangara):** (08) 9302 5444
- **QLD (Eight Mile Plains):** (07) 3038 3250
- **Web:** www.master-instruments.com.au
- **Email:** sales@master-instruments.com.au

Documents / Resources

	voltgo VLRV5120C LiFePO4 Battery Module [pdf] Instructions VLRV5120C LiFePO4 Battery Module, VLRV5120C, LiFePO4 Battery Module, Battery Module, Module
---	---

References

- [User Manual](#)

[Manuals+](#), [Privacy Policy](#)

This website is an independent publication and is neither affiliated with nor endorsed by any of the trademark owners. The "Bluetooth®" word mark and logos are registered trademarks owned by Bluetooth SIG, Inc. The "Wi-Fi®" word mark and logos are registered trademarks owned by the Wi-Fi Alliance. Any use of these marks on this website does not imply any affiliation with or endorsement.