



Contents [[hide](#)]

- [1 VIZIO MicMe Microphone App](#)
- [2 Product Information](#)
- [3 MicMe works with all popular apps](#)
- [4 Power On Soundbar](#)
- [5 Power On Mics](#)
- [6 Pairing](#)
- [7 Confirmation](#)
- [8 Frequently Asked Questions](#)
- [9 Documents / Resources](#)
 - [9.1 References](#)



VIZIO MicMe Microphone App




Product Information

Your sound, your way with the VIZIO Mobile App

The VIZIO mobile app and VIZIO Account are required for control of advanced soundbar and microphone functionality, settings, and to receive system updates. Click on the Apple App Store or Google Play icon below to download.



1. Plug in the soundbar. Stand near the soundbar and activate Bluetooth® on your mobile device.
2. Open the VIZIO mobile app to pair and connect to the soundbar. The app automatically recognizes your soundbar for the first hour after installation.
3. If pairing after the first hour, ensure the soundbar is powered on with a quick press of the Volume (+) button on the soundbar. Press and hold the soundbar Bluetooth() button for 5 seconds and release to initiate the pairing process for up to 3 minutes. The soundbar's blue LED light will blink slowly.
4. Once paired, you can adjust audio levels, microphone functions and enable Bluetooth

music streaming in the app.

No mobile device?

Your TV remote will also control soundbar volume, mute, and unmute

MicMe works with all popular apps

Not sure where to find karaoke music? Here are a few suggestions:



Access over 85,000 karaoke songs by downloading the free MicMe Karaoke by Stingray app for your iOS or Android device.

- Launch your favorite music or karaoke app from your phone and stream via Bluetooth.
- Go into a music app, such as Apple Music. Select Lyrics and click on the microphone to remove original vocals and start your performance.
- Other highly rated karaoke apps: Stingray Karaoke, Smule, Yokee Karaoke, and Starmaker.
- Open an app from your smart TV, such as Stingray Karaoke, Kanto Karaoke, Party Tyme Karaoke, or YouTube (check out Sing King).

Some music and karaoke apps require a user account or subscription.

Have questions? We're here to help.

Contact VIZIO support at support.vizio.com

Discover custom MicMe settings using the VIZIO Mobile App

Explore advanced settings

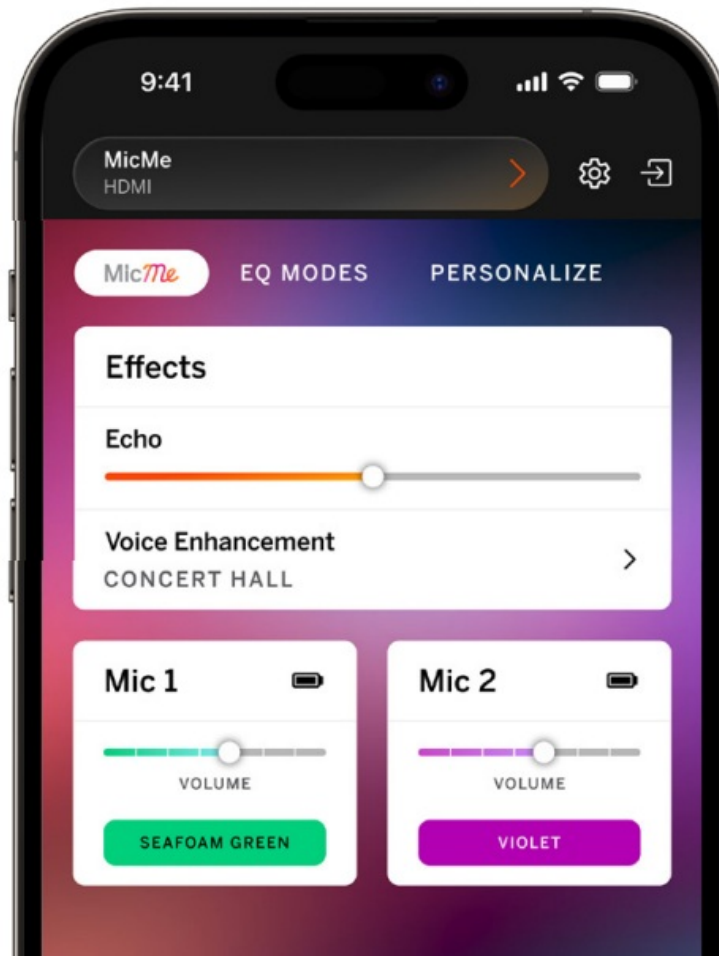
Explore advanced soundbar and microphone settings such as bass, treble, ClearDialog, Ambient Light settings, and more.

Customization

Use Voice Enhancements to punch up your vocals, or adjust Echo Effect, Mic Volume, and all soundbar audio to your preference.

Management

Manage soundbar audio with your TV remote control or VIZIO mobile app. If preferred, a soundbar remote control can be purchased on [Vizio.com](https://www.vizio.com)



Power On Soundbar

Stand in front of your MicMe soundbar and ensure it is powered on.



Need more help?



Click [here](#) for additional support and documentation.

Power On Mics



Power on both microphones.

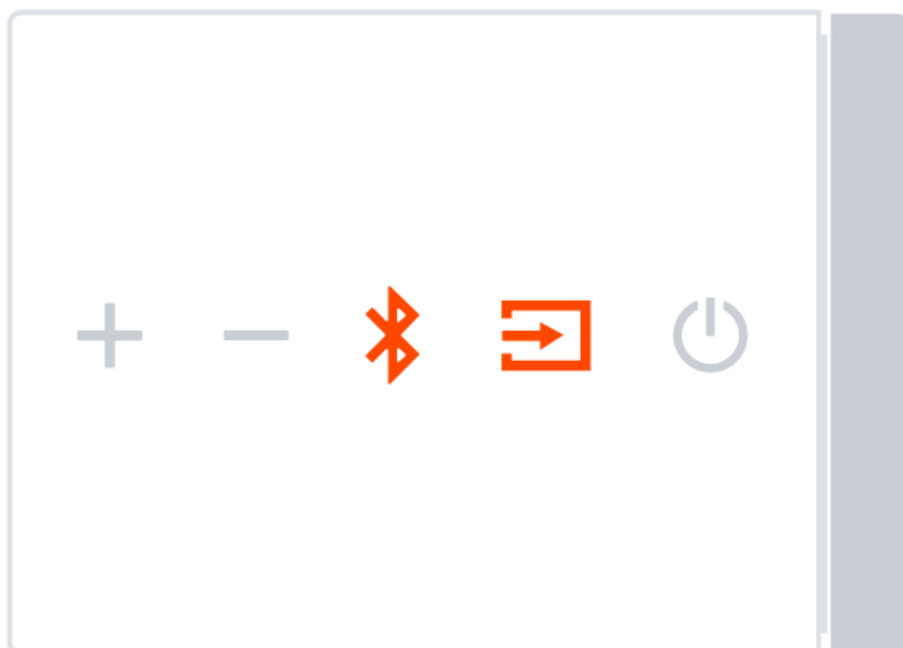
Verify that your remaining microphone is connected to the soundbar by speaking into the microphone (you should hear your voice coming from your soundbar).



No more than two MicMe karaoke mics can be paired or connected to the MicMe Soundbar at any given time.

Pairing

On the soundbar side panel, press and hold the Bluetooth button () and the input button () on the MicMe soundbar at the same time for 5 seconds, then release.

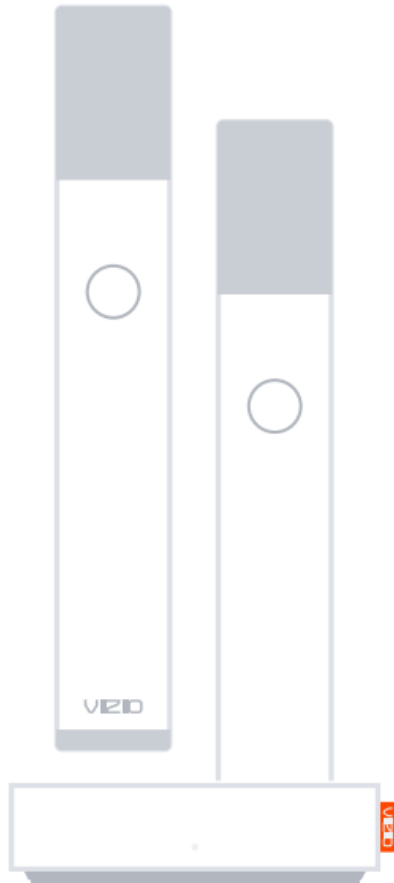




If replacing both microphones, power on the first mic and put the soundbar into Mic Pairing mode as shown above. Once the first mic is successfully paired and connected, leave it on and do not place it in the dock. Repeat for the second mic.

Confirmation

Once connected the microphones will identify as MIC 1 and MIC 2. This confirms successful pairing and connection.




Do not point your microphone at the soundbar while standing within 1/2 meter (approx. 2 feet). This will create feedback.

Frequently Asked Questions

- **Q: How many Microphones can be paired with the MicMe Soundbar at once?**
 - A: A maximum of two MicMe karaoke mics can be paired or connected to the MicMe Soundbar at any given time.
- **Q: Where can I find karaoke music for use with MicMe?**
 - A: You can access over 85,000 karaoke songs by downloading the free MicMe Karaoke by Stingray app for your iOS or Android device. Some music and

karaoke apps may require a user account or subscription.

Documents / Resources

	VIZIO MicMe Microphone App [pdf] User Guide MicMe Microphone App, Microphone App, App
---	--

References

- [User Manual](#)

📄 app, MicMe Microphone App, Microphone App,

📁 Vizio Vizio

Leave a comment

Your email address will not be published. Required fields are marked *

Comment *

Name

Email

Website

☐ Save my name, email, and website in this browser for the next time I comment.

Post Comment

Search:

e.g. whirlpool wrf535swhz

Search

[Manuals+](#) | [Upload](#) | [Deep Search](#) | [Privacy Policy](#) | [@manuals.plus](#) | [YouTube](#)

This website is an independent publication and is neither affiliated with nor endorsed by any of the trademark owners. The "Bluetooth®" word mark and logos are registered trademarks owned by Bluetooth SIG, Inc. The "Wi-Fi®" word mark and logos are registered trademarks owned by the Wi-Fi Alliance. Any use of these marks on this website does not imply any affiliation with or endorsement.