



VIVOTEK RX9502 Network Video Receiver User Guide

[Home](#) » [Vivotek](#) » VIVOTEK RX9502 Network Video Receiver User Guide 

VIVOTEK RX9502 Network Video Receiver



Contents

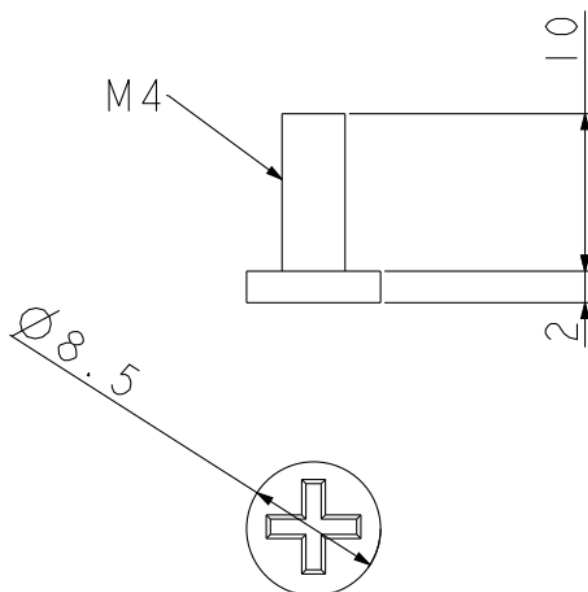
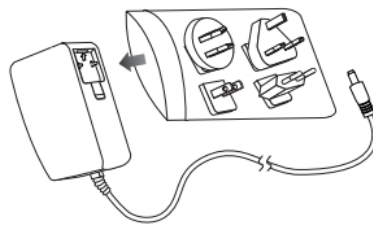

- [1 Warning Before Installation](#)
- [2 Package content](#)
- [3 Connection Diagram](#)
- [4 Hardware Installation](#)
- [5 Customer Support](#)
- [6 Documents / Resources](#)
 - [6.1 References](#)
- [7 Related Posts](#)



Warning Before Installation

- Power off the Network Video Receiver if you detect abnormal smell or smoke coming from it.
- Do not place the Network Video Receiver around the heat sources, such as television or oven.
- Keep the Network Video Receiver away from direct sunlight.
- Do not attempt to remove or uninstall the software on the mounted flash memory.
- Keep the Network Video Receiver away from water. If the Video Receiver is wet, power off immediately.
- Do not place the Network Video Receiver in high humidity environments.
- Do not drop the Network Camera.

Package content

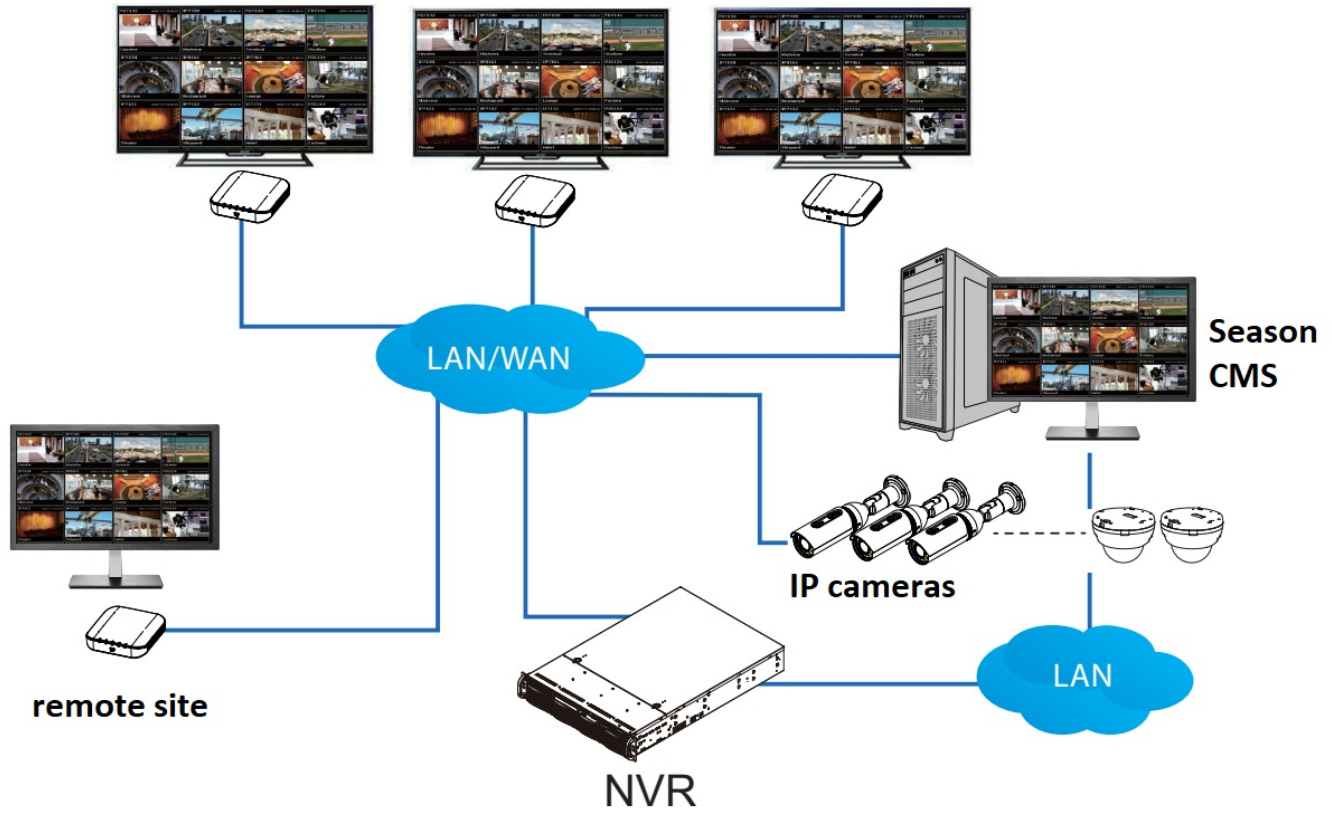




Connection Diagram

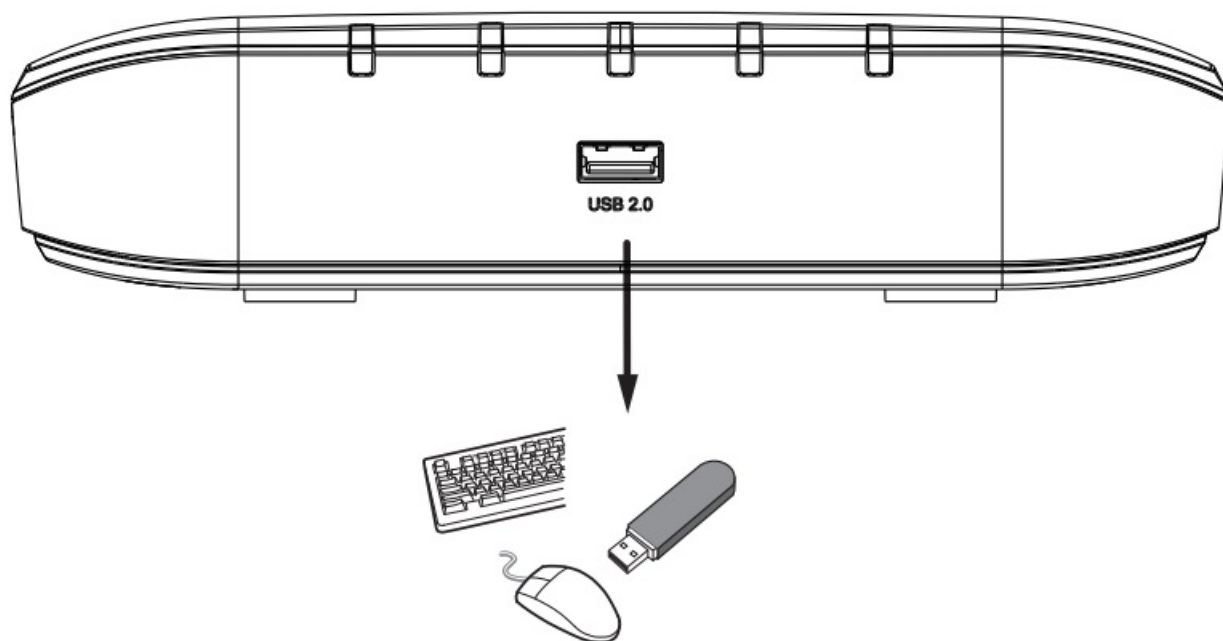
Video Surveillance Center

Monitoring Wall

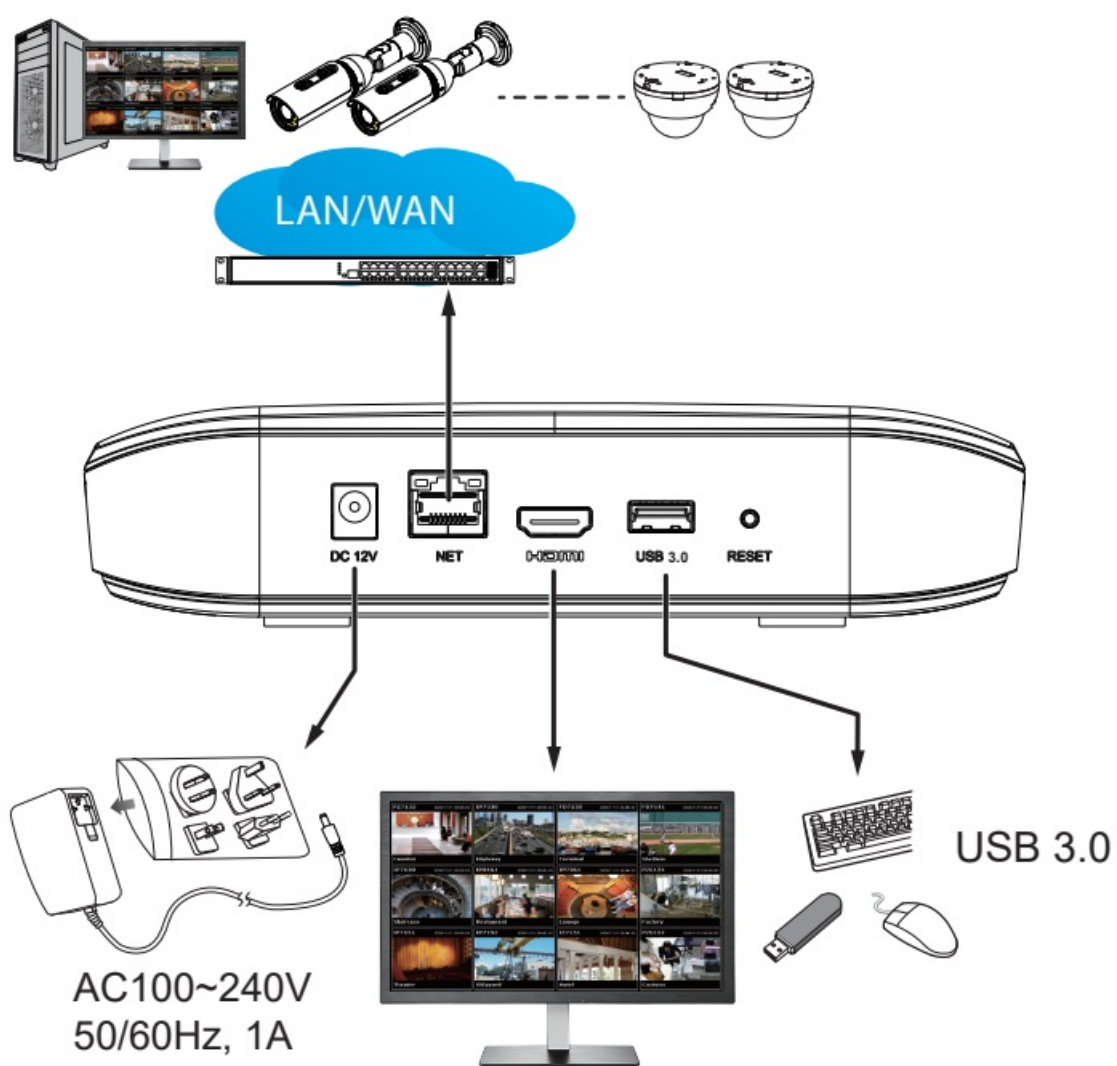


Hardware Installation

1



2



3

Hello, Administrator

Set up password before launching Web.

At least 8 characters with no space, 1 alphabet character (uppercase or lowercase), and 1 numeric character.

Username: admin

New password: [password field]

Confirm password: [password field]

Submit



Setup Insert camera

Language: English

Time zone: Asia/Tokyo (JST, GMT+9)

September 19, 2017 09:00:00

Language

Camera list will be cleared after auto setup.

Continue



4

Management

Camera name: Camera 02

IP: 192.168.4.114

Port: 80

Protocol: VIOV100

Channel: 1

Model: IB8360-W

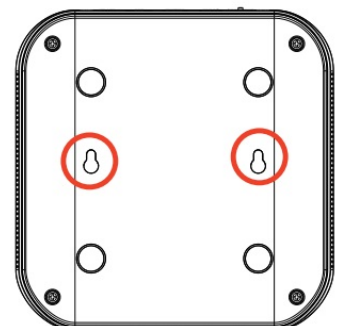
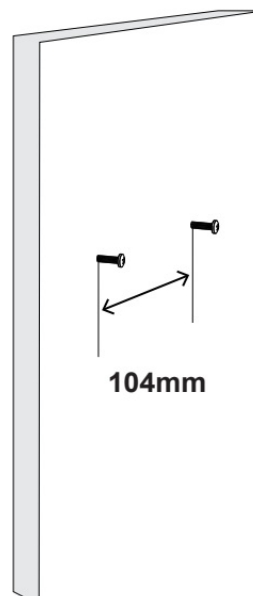
MAC: 00-AB-CD-AB-CD-EF

Username: root

Password: [password field]

Apply to all cameras

Apply



Contact authorized dealers for warranty and service.

RMA. Visit <https://www.vivotek.com/support/warranty-rma>

VIVOTEK INC.

6F, No.192, Lien-Cheng Rd., Chung-Ho, New Taipei City, 235, Taiwan, R.O.C.
|T: +886-2-82455282|F: +886-2-82455532| E: sales@vivotek.com

VIVOTEK USA, INC.

2050 Ringwood Avenue, San Jose, CA 95131
|T: 408-773-8686|F: 408-773-8298|E: salesusa@vivotek.com

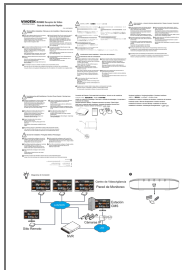
VIVOTEK Europa

Zandsteen 15, 2132 MZ Hoofddorp Delta Electronics
T: +31 (0)20 800 3817 | E: saleseurope@vivotek.com

VIVOTEK

A Delta Group Company

Documents / Resources



[VIVOTEK RX9502 Network Video Receiver](#) [pdf] User Guide
RX9502, RX9502 Network Video Receiver, Network Video Receiver, Video Receiver, Receiver

References

- [V :: VIVOTEK ::](#)