



VIVETAR CM-ES15-MS Mouse Shaped Wireless Mouse User Manual

[Home](#) » [VIVETAR](#) » VIVETAR CM-ES15-MS Mouse Shaped Wireless Mouse User Manual 

VIVETAR CM-ES15-MS Mouse Shaped Wireless Mouse



Contents

- 1 Thank You
- 2 INSERTING THE BATTERY
- 3 MOUSE SETUP
- 4 FEATURES AND SPECIFICATIONS
- 5 PACKAGING CONTENTS
- 6 IMPORTANT SAFETY PRECAUTIONS
- 7 TROUBLESHOOTING
- 8 SAKAR ONE YEAR WARRANTY
- 9 FCC STATEMENT
- 10 Customer Support
- 11 Documents / Resources
 - 11.1 References

Thank You

Thank you for purchasing the Mouse Shaped Wireless Mouse, item CM-ES15-MS. A 2.4GHz USB receiver is included inside of your mouse. Please read this manual carefully FIRST in order to get the most out of your mouse.

INSERTING THE BATTERY

In order to operate your mouse successfully, you will need to insert 1 AA battery (not included). To do so, follow the steps below.

1. Open the battery compartment cover sideways to reveal the battery compartment. The battery compartment cover is located on the bottom of your mouse.
2. Insert 1 AA battery inside the battery compartment, making sure to insert it with the correct polarity (+,-) as shown on the battery compartment.
3. Once your battery is properly inserted, you can put the battery compartment cover back on your mouse.

BATTERY WARNING:

- Do not mix old and new batteries.
- Do not mix alkaline, standard (carbon-zinc) or rechargeable (Nickel-cadmium) batteries.
- Batteries are not to be inserted with the wrong polarity.
- Exhausted batteries are to be removed.
- The supply terminals are not to be short-circuited.

Please recycle or dispose of the battery properly. Contact local recycling facilities and/or the manufacturer of your battery for further information.

MOUSE SETUP

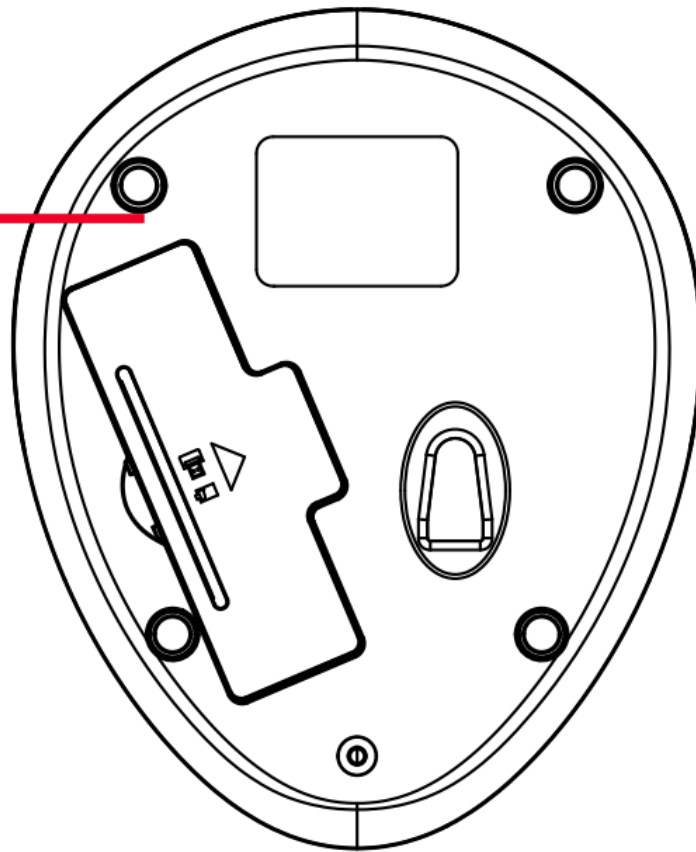
In order to connect your mouse to your computer, follow the steps below:

1. Remove the USB receiver from the storage slot inside the battery compartment on the bottom of your mouse.
2. Insert the USB receiver into one of your computer's USB ports.
3. Make sure that your computer is powered on.



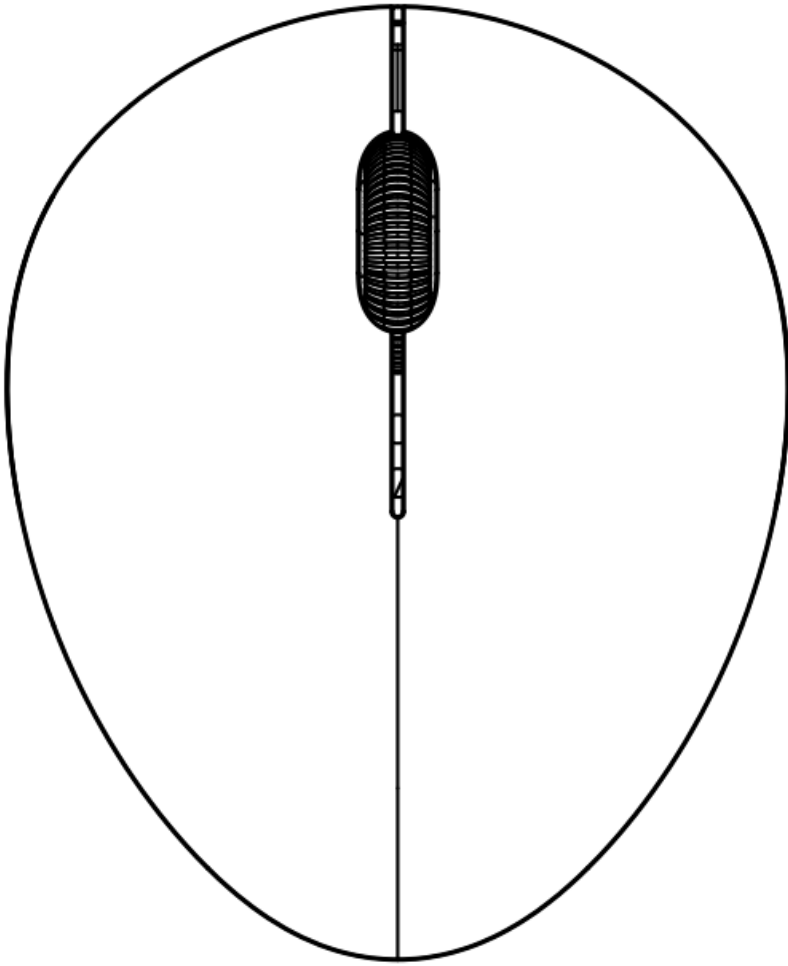
USB

Open for battery
compartment and
USB receiver



NOTES

- The mouse will stop working once you pull the receiver out of the USB port or the computer is turned off.
- You can store your mouse's USB Receiver inside your mouse making it even extra portable and easy to store when not in use.



FEATURES AND SPECIFICATIONS

Radio Frequency: 2.4 GHz

DPI: 1000

Power: 1 AA Battery (not Included)

Compatibility: Mac and Windows devices

Operating Distance: 10 meters max

Size: 100 x 80 x 31 mm

PACKAGING CONTENTS

Wireless Mouse (with USB receiver).

User Manual with Warranty Information.

IMPORTANT SAFETY PRECAUTIONS

When using your mouse, basic safety precautions should always be followed, including the following:

1. READ ALL INSTRUCTIONS BEFORE USING YOUR MOUSE.
2. Never expose your mouse to high temperatures, extreme cold, high humidity or any moisture or water.
3. In order to avoid the risk of electric shock, never attempt to open your mouse or repair it without the assistance of certified professionals.
4. Your mouse is not to be used by children or the inform without suitable adult supervision.
5. Do not use your mouse at temperatures under 32°F (0°C) or over 104°F (40°C).
6. Do not drop your mouse, throw it, or subject it to strong impacts or physical trauma.

7. If you detect any abnormalities when using your mouse, contact the manufacturer for support.
8. Keep this manual and all relevant information for future reference.
9. Clean your mouse using a soft cloth or paper towel. Do not use harsh chemicals when cleaning your mouse, and never submerge your mouse in water.
10. Please recycle or dispose of your mouse properly based on the laws and rules of your municipality. Contact local recycling facilities and/or the manufacturer of your mouse for further information.



CAUTION

Risk of Fire and Burns.

Do Not Open, Crush, Heat Above 104°F (40°C) or Incinerate.

Always Follow All Manufacturer's Instructions When Using.

TROUBLESHOOTING

If your Mouse is not working properly, please try the following:

- Make sure that both your mouse and your computer are powered on.
- Make sure the distance between the two devices is less than 10m.
- Make sure that your computer has suitable drivers for recognizing a USB mouse.
- Make sure the batteries in your mouse have been inserted correctly.

SAKAR ONE YEAR WARRANTY

This warranty covers the original consumer purchaser only and is not transferable.

This warranty covers products that fail to function properly UNDER NORMAL USAGE, due to defects in material or workmanship. Your product will be repaired or replaced at no charge for parts or labor for a period of one year.

What Is Not Covered by Warranty

Damages or malfunctions not resulting from defects in material or workmanship and damages or malfunctions from other than normal use, including but limited to, repair by unauthorized parties, tampering, modification or accident.

To Obtain Warranty Service and Troubleshooting Information:

Call 1-[877-397-8200](tel:877-397-8200) or visit our website at www.sakar.com.

To receive warranty service along with the name and address of an authorized product service center, the original consumer purchaser must contact us for problem determination and service procedures. Proof of purchase in the form of a bill of sale or receipted invoice, evidencing that the product is within the applicable warranty period(s), MUST be presented in order to obtain the requested service. It is your responsibility to properly package and send any defective products along with a dated copy of proof of purchase, a written explanation of the problem, and a valid return address to the authorized service center at your expense. Do not include any other items or accessories with the defective product. Any products received by the authorized service center that are not covered by warranty will be returned unrepaid.

NO WARRANTIES, WHETHER EXPRESS OR IMPLIED, INCLUDING, BUT NOT LIMITED TO, ANY IMPLIED WARRANTIES OF MERCHANTABILITY OR FITNESS FOR A PARTICULAR PURPOSE, OTHER THAN THOSE EXPRESSLY DESCRIBED ABOVE SHALL APPLY.

DISTRIBUTOR FURTHER DISCLAIMS ALL WARRANTIES AFTER THE EXPRESS WARRANTY PERIOD STATED ABOVE. NO OTHER EXPRESS WARRANTY OR GUARANTY GIVEN BY ANY PERSON, FIRM OR ENTITY WITH RESPECT TO THE PRODUCT SHALL BE BINDING ON DISTRIBUTOR. REPAIR, REPLACEMENT, OR REFUND OF THE ORIGINAL PURCHASE PRICE – AT DISTRIBUTOR’S SOLE DISCRETION – ARE THE EXCLUSIVE REMEDIES OF THE CONSUMER. IN NO EVENT WILL DISTRIBUTOR, ITS MANUFACTURERS, OR SAKAR INT. BE LIABLE FOR ANY INCIDENTAL, DIRECT, INDIRECT, SPECIAL, PUNITIVE OR CONSEQUENTIAL DAMAGES (SUCH AS, BUT NOT LIMITED TO, DAMAGES FOR LOSS OF PROFITS, BUSINESS, SAVINGS, DATA OR RECORDS) CAUSED BY THE USE, MISUSE OR INABILITY TO USE THE PRODUCT. EXCEPT AS STATED HEREIN, NO OTHER WARRANTIES SHALL APPLY.

NOTWITHSTANDING THE FOREGOING, CONSUMER’S RECOVERY AGAINST DISTRIBUTOR SHALL NOT EXCEED THE PURCHASE PRICE OF THE PRODUCT SOLD BY DISTRIBUTOR. THIS WARRANTY SHALL NOT EXTEND TO ANYONE OTHER THAN THE ORIGINAL CONSUMER WHO PURCHASED THE PRODUCT AND IS NOT TRANSFERABLE.

Some countries, states or provinces do not allow the exclusion or limitation of incidental or consequential damages or allow limitations on warranties, so limitation or exclusions may not apply to you. This warranty gives you specific legal rights, and you may have other rights that vary from state to state or province to province. Contact your authorized retailer to determine if another warranty applies.

Wireless Mouse FCC ID: 2AAPK-MSSM

Mouse Receiver FCC ID: 2AAPK-JUSWMPO22R

FCC STATEMENT

Changes or modifications not expressly approved by the party responsible for compliance could void the user’s authority to operate the equipment.

This device complies with Part 15 of the FCC Rules. Operation is subject to the following two conditions:

1. This device may not cause harmful interference.
2. This device must accept any interference received, including interference that may cause undesired operation.

This equipment has been tested and found to comply with the limits for a Class B digital device, pursuant to Part 15 of the FCC Rules. These limits are designed to provide reasonable protection against harmful interference in a residential installation. This equipment generates, uses and can radiate radio frequency energy and, if not installed and used in accordance with the instructions, may cause harmful interference to radio communications. However, there is no guarantee that interference will not occur in a particular installation.

If this equipment does cause harmful interference to radio or television reception, which can be determined by turning the equipment off and on, the user is encouraged to try to correct the interference by one or more of the following measures:

- Reorient or relocate the receiving antenna.
- Increase the separation between the equipment and receiver.
- Connect the equipment into an outlet on a circuit different from that to which the receiver is connected.
- Consult the dealer or an experienced radio/TV technician for help.

Note: The Grantee is not responsible for any changes or modifications not expressly approved by the party responsible for compliance. such modifications could void the user’s authority to operate the equipment.


The device has been evaluated to meet general RF exposure requirement.
This equipment complies with FCC’s RF radiation exposure limits set forth for an uncontrolled environment. This device and its antenna(s) must not be co-located or conjunction with any other antenna or transmitter.

Customer Support

© 2024 Sakar International
195 Carter Drive Edison, NJ 08817
Support: 800 592 9541
www.vivitar.com

VIVITAR®

Documents / Resources

	<p>VIVITAR CM-ES15-MS Mouse Shaped Wireless Mouse [pdf] User Manual CM-ES15-MS Mouse Shaped Wireless Mouse, CM-ES15-MS, Mouse Shaped Wireless Mouse, Shaped Wireless Mouse, Wireless Mouse, Mouse</p>
---	---

References

- [Sakar International](#)
- [User Manual](#)

Manuals+, Privacy Policy

This website is an independent publication and is neither affiliated with nor endorsed by any of the trademark owners. The "Bluetooth®" word mark and logos are registered trademarks owned by Bluetooth SIG, Inc. The "Wi-Fi®" word mark and logos are registered trademarks owned by the Wi-Fi Alliance. Any use of these marks on this website does not imply any affiliation with or endorsement.