




[Home](#) » [VIVERE](#) » **VIVERE HOOK2 Hook Hardware Kit Instructions** 


VIVERE
HOOK2 Hook
Hardware Kit



Contents [[hide](#)]

- [1 VIVERE HOOK2 Hook Hardware Kit](#)
- [2 OVERVIEW](#)
- [3 INCLUDED PARTS](#)
- [4 ASSEMBLY](#)
- [5 Care Instructions](#)
- [6 TERMS, CONDITIONS, and WARRANTY](#)
- [7 FAQ](#)
- [8 Documents / Resources](#)
 - [8.1 References](#)



VIVERE HOOK2 Hook Hardware Kit

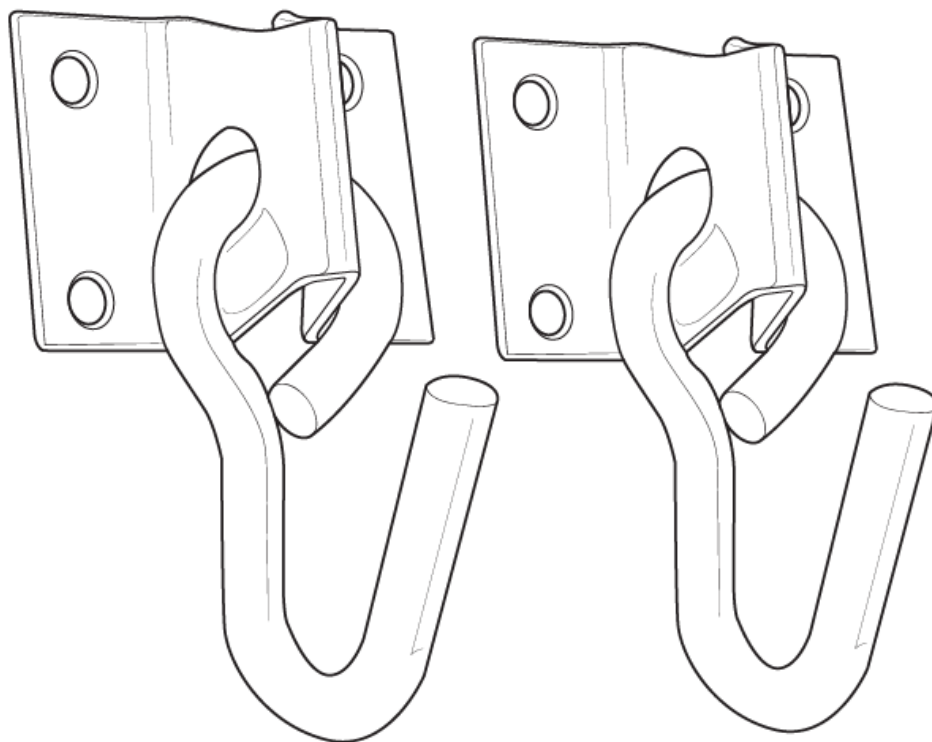


Specifications:

- Product Name: Double Hook Set
- Brand: Vivere Europe B.V.
- Model: HOOK2.2024.EU.UK
- Manufacturer Address: Gewandeweg 5, 6161 DJ Geleen, The Netherlands
- Websites: www.vivereeuropa.com, www.vivereoutdoor.co.uk

OVERVIEW


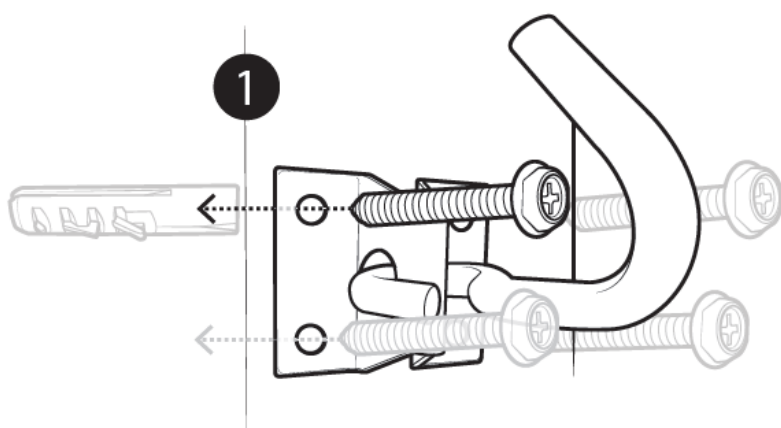
IMPORTANT, RETAIN FOR FUTURE REFERENCE: READ CAREFULLY



INCLUDED PARTS



ASSEMBLY



The best way to hang your hammock is with a Plate Hook. Screw the plate hook into a solid upright beam. Two fixed points are necessary for hanging hammocks. The ideal position for these points: 3-4 m apart, 1.8 m high. Ensure a nice loose curve 30cm off the ground when sitting in the hammock.

Warnings:

- This product is intended for a maximum of 205 kg. Do not exceed weight capacity.
- Only use on a beam or fixed point capable of withstanding the full weight capacity. If fixing to masonry or concrete ask your local hardware store for advice and ensure the fixed point will support the maximum capacity of the hanging product. User assumes all risk and liability.
- Keep out of reach of children. Inspect and tighten the bolts regularly.
- Do not use the product if parts are missing, damaged, or worn.

Care Instructions

- To clean wipe with a clean, damp cloth and warm soapy water. Wipe dry with a dry, clean cloth.
- Do not use solvent based cleaners as they can bleach or damage the product. Never use scourers, abrasives, or chemical cleaners. Never use a pressure hose to wash the product.

TERMS, CONDITIONS, and WARRANTY

Limited One Year Warranty

Vivere Ltd. ("Vivere") warrants that for a period of one (1) year from the date of original retail purchase, this product will be free from defects in material and workmanship.

Vivere, at its option, will repair or

replace this product or any component of the product found to be defective during the warranty period. Replacement will be made with a new or remanufactured product or component. If the product is no

longer available, replacement may be made with a similar product of equal or greater value. This is your exclusive warranty.

This warranty is valid for the original retail purchaser from the date of initial retail purchase and is not transferable. Keep the original sales receipt. Proof of purchase is required to obtain warranty performance. Retailers selling Vivere products do not have the right to alter, modify or in any way change the terms and conditions of this warranty.

What This Warranty Does Not Cover

This warranty does not cover discoloration Of product, damaged caused by mildew, mold or any external source. It does not cover normal wear of parts, or damage resulting from any of the following: negligent use of misuse of the product, commercial use of the product, use contrary to the assembly instructions, repair or alteration by anyone unless the service was authorized by Vivere. Further, the damage warranty does not cover acts of God, such as: fire, flood, hurricanes, tornadoes and any form of precipitation: (i.e., rain, snow, hail). Warranty void if damage to the product results from the use of a part other than a genuine Vivere part

How to Obtain Warranty Service

Your product must be under warranty in order to obtain warranty service. If your product is defective and is within your warranty period, contact us in order to receive a return authorization:

- **For Products Purchased in the**

European Union, contact: info@vivereeuropa.com +31 46 426 3555

- **For Products Purchased in the**

United Kingdom, contact: info@vivereeuropa.com + 44 64 17

Do not return product to Vivere without authorization. You will be directed to attach a tag to the product that includes your name, address, mobile telephone number and description of the problem. Include a copy of the original sales receipt. Carefully package the product and send insured by carrier of your choice prepaid to the warehouse address as directed by the Vivere Team.

1. **Take Photos:** Take photos of the defective product(s)/part(s), clearly illustrating the problem area to support your claim.
2. **Attach Proof of Purchase:** Provide the original proof of purchase/sales receipt. Scan or provide a photo of the proof of purchase and submit it with your claim along with your

full address, phone number, and a description of the issue.

3. Submit via Email: Email your claim to info@vivereeurope.com
4. Response: A Vivere representative will correspond with you to resolve your claim as quickly as possible.

Thank-you for you interest in our products and we hope Vivere can inspire your outdoor living. Warmest Regards, The Vivere Team

FAQ


- **Q: Can I use the Double Hook Set for other purposes?**

A: The Double Hook Set is specifically designed for hanging hammocks and should not be used for other purposes to ensure safety and durability of the product.

- **Q: Is the Double Hook Set weather-resistant?**

A: While the Double Hook Set is made to withstand outdoor conditions, it is recommended to protect it from prolonged exposure to harsh weather elements to maintain its longevity.

Documents / Resources

	VIVERE HOOK2 Hook Hardware Kit [pdf] Instructions HOOK2, HOOK2.2024.EU.UK, HOOK2 Hook Hardware Kit, HOOK2, Hoo k Hardware Kit, Hardware Kit, Kit
---	--

References

- [🌐 ANY-Web](#)
- [🇬🇧 Vivere UK](#)
- [User Manual](#)

🔍 Hardware Kit, Hook Hardware Kit, HOOK2, HOOK2 Hook Hardware Kit, HOOK2.2024.EU.UK, Kit,

📁 VIVERE VIVERE

—Previous Post

VIVERE B5 Brazilian Hammock Chair Instruction Manual

—

Leave a comment

Your email address will not be published. Required fields are marked *

Comment *

Name

Email

Website

☐ Save my name, email, and website in this browser for the next time I comment.

Post Comment

[Manuals+](#), [Privacy Policy](#) | [@manuals.plus](#) | [YouTube](#)

This website is an independent publication and is neither affiliated with nor endorsed by any of the trademark owners. The "Bluetooth®" word mark and logos are registered trademarks owned by Bluetooth SIG, Inc. The "Wi-Fi®" word mark and logos are registered trademarks owned by the Wi-Fi Alliance. Any use of these marks on this website does not imply any affiliation with or endorsement.