



## VIVERE 10SPAS-1 Solid Pine Arc Hammock Stand Instructions

[Home](#) » [VIVERE](#) » VIVERE 10SPAS-1 Solid Pine Arc Hammock Stand Instructions 

### Contents

- [1 VIVERE 10SPAS-1 Solid Pine Arc Hammock Stand](#)
- [2 PARTS](#)
- [3 ASSEMBLY INSTRUCTION](#)
- [4 SAFETY INFORMATION](#)
- [5 WARRANTY](#)
- [6 MORE INFORMATION](#)
- [7 FAQs](#)
- [8 Documents / Resources](#)
  - [8.1 References](#)



**VIVERE 10SPAS-1 Solid Pine Arc Hammock Stand**

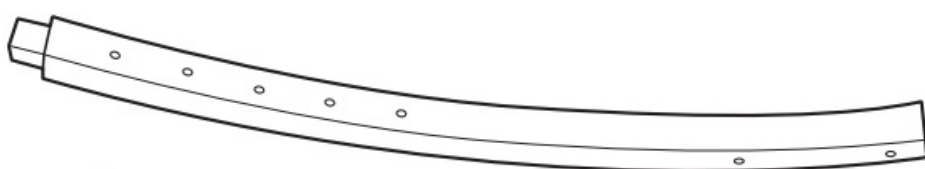


## PARTS

2 × (A)



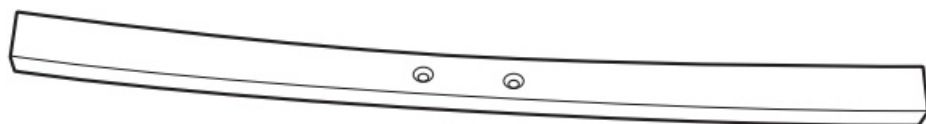
2 × (B)

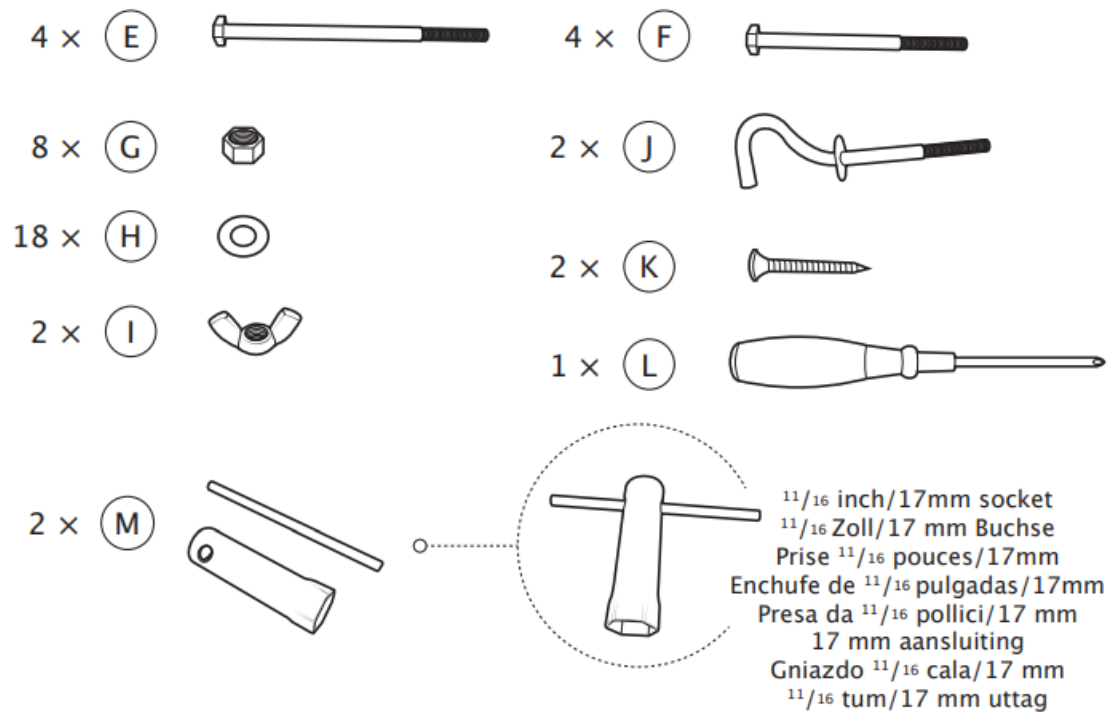


2 × (C)



2 × (D)





Ensure all parts are accounted for before proceeding with assembly.

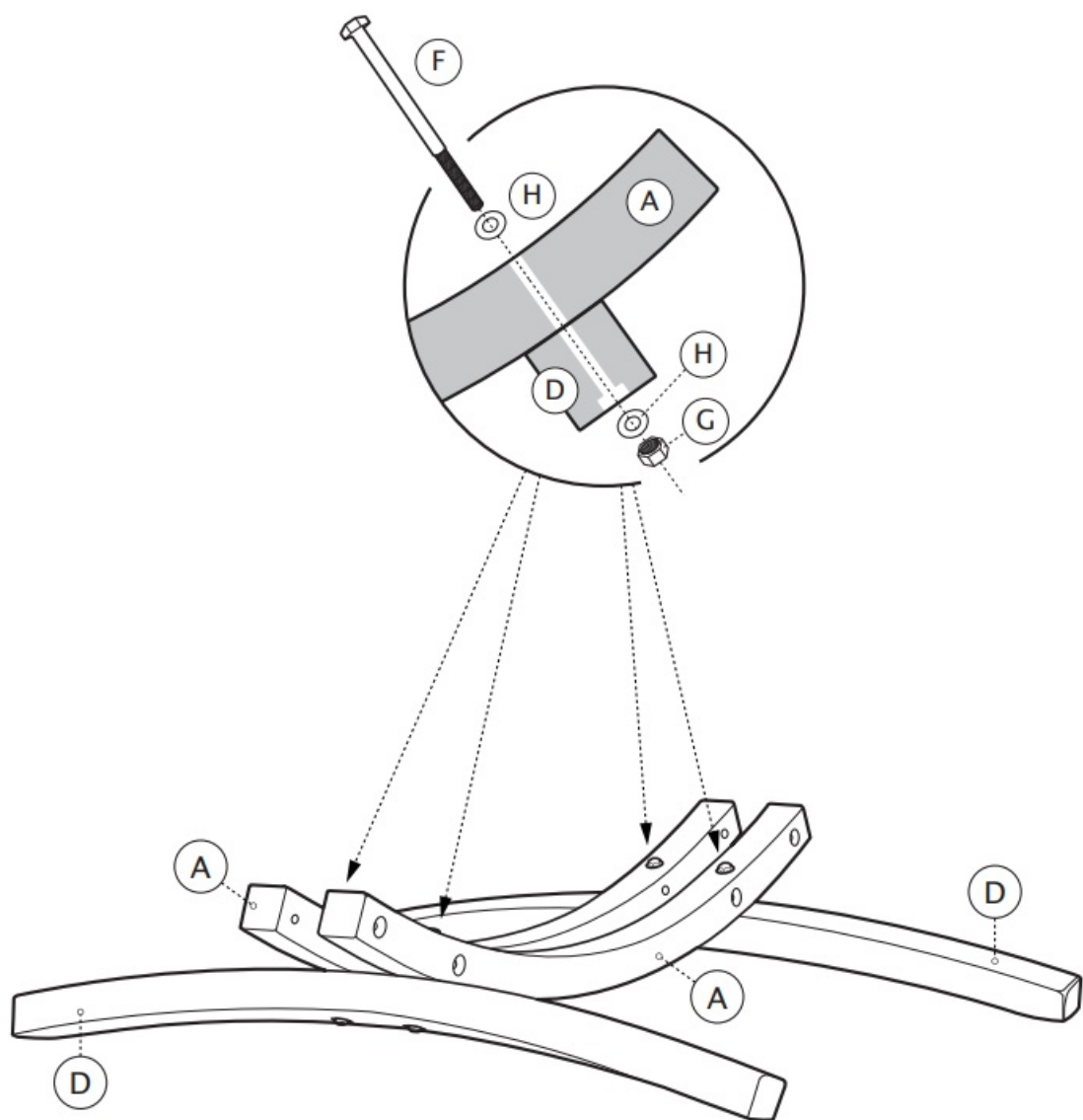
## ASSEMBLY INSTRUCTION

Scan to view Assembly Video:



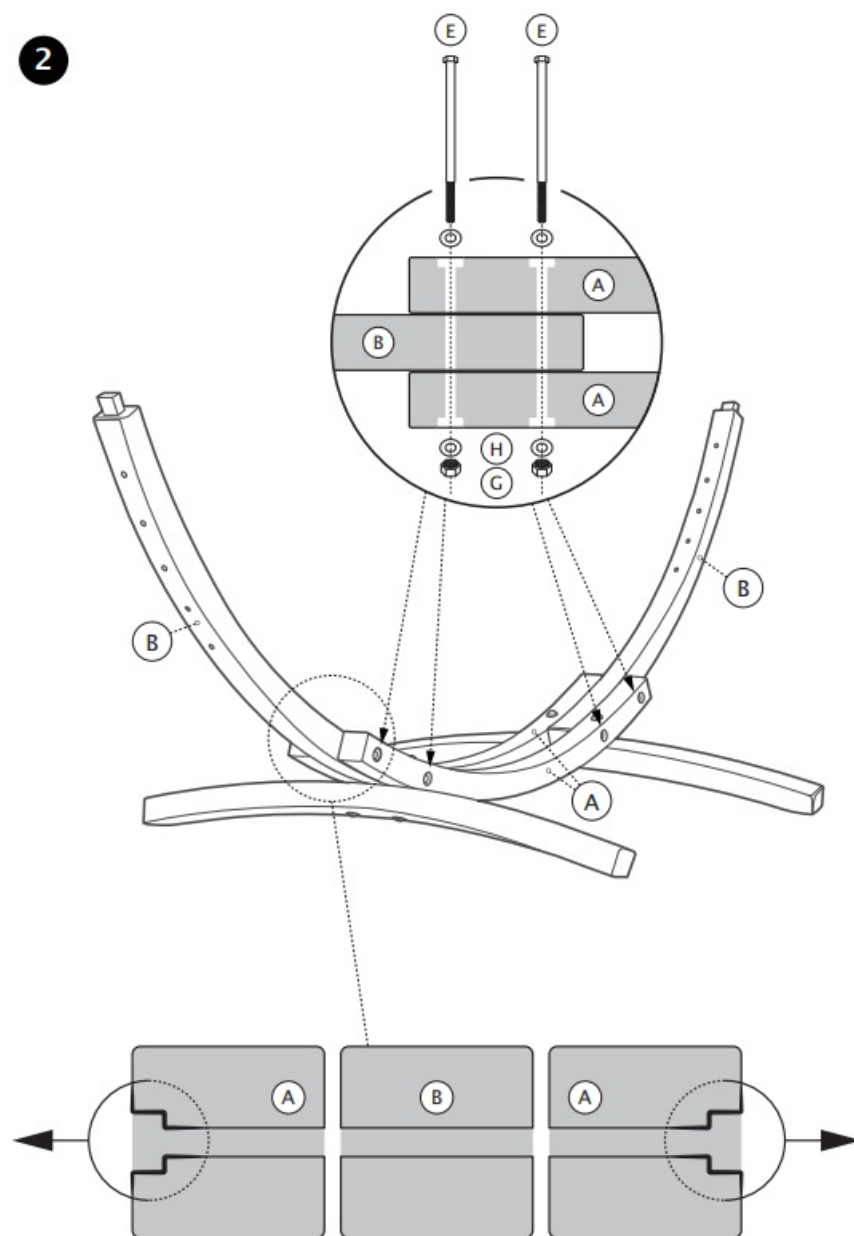
- [https://www.youtube.com/watch?v=25l\\_5WV8FtY](https://www.youtube.com/watch?v=25l_5WV8FtY)

1. Do not tighten bolts until fully assembled.

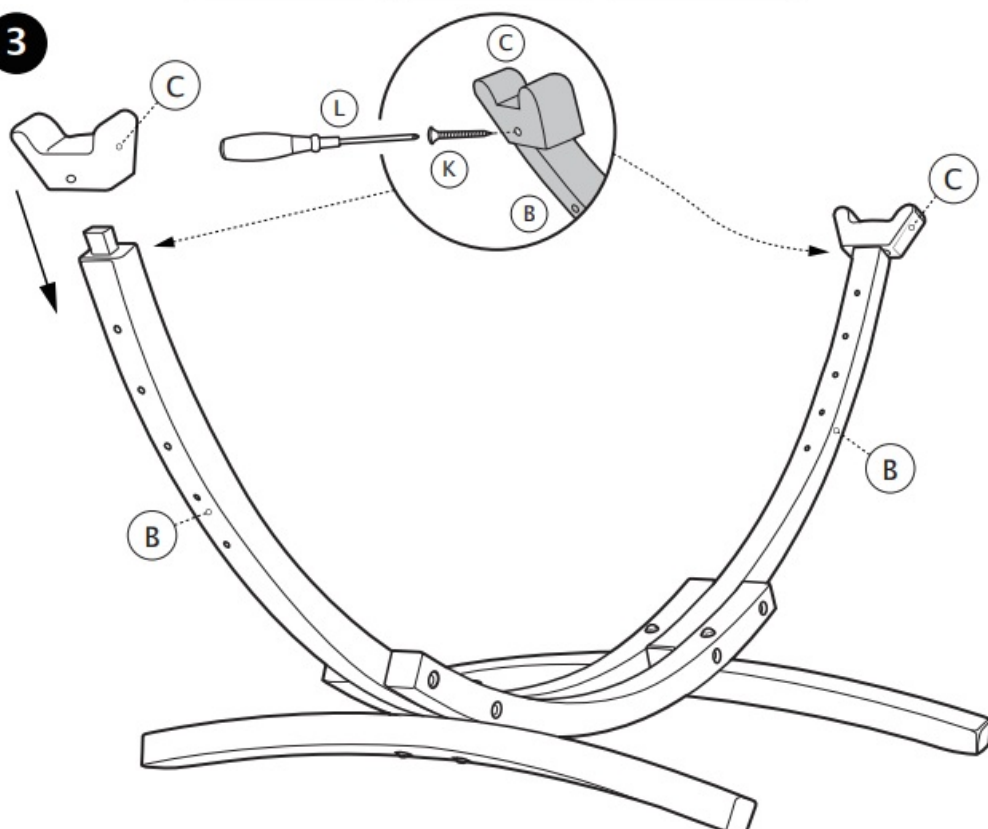


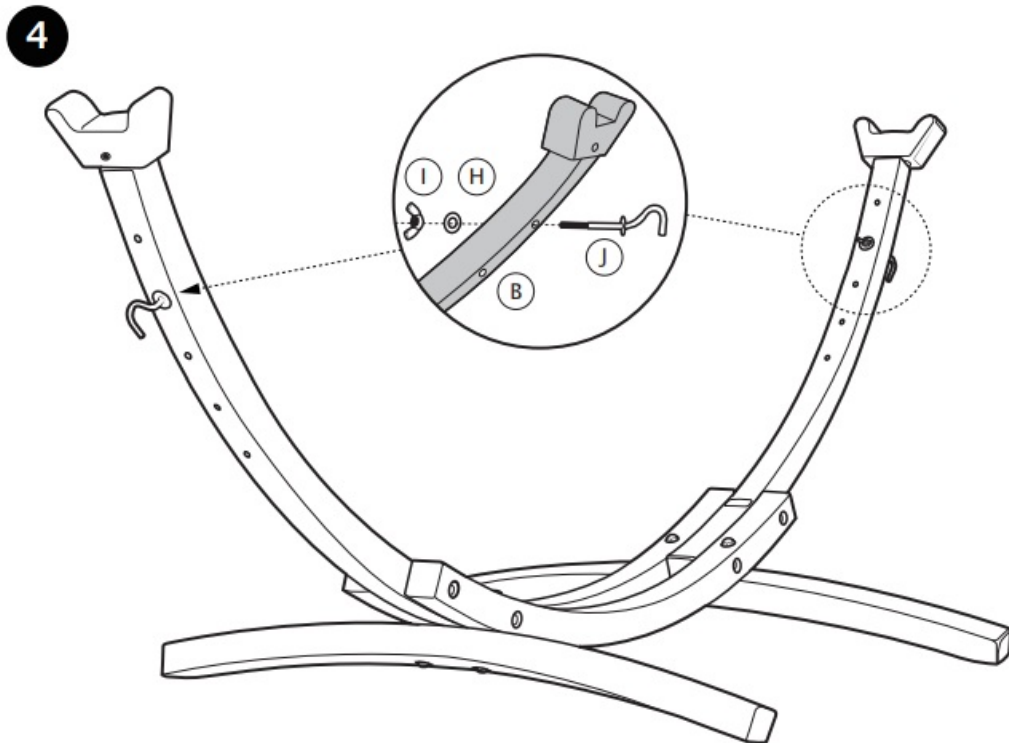
2. Indents must face OUTWARDS

2



3





## SAFETY INFORMATION

### Warnings:

- This product is intended for a maximum of 450 lbs/205kg. Do not exceed the weight capacity.
- Do not stand on the product.
- Only use and assemble on a clean, level surface. Ensure the frame remains in contact with the surface at all times.
- Keep small parts out of reach of children.
- Do not tighten bolts until fully assembled. Do not over-tighten bolts.
- Inspect and tighten all bolts regularly.
- Do not use the product if parts are missing, damaged, or worn.

### Before Assembling:

- Unwrap all packaging materials
- Ensure all parts listed are accounted for.
- Ensure there is plenty of space, a clean, dry area for assembly, and all necessary tools are at hand.

### Care Instructions:

To clean it, wipe with a clean, damp cloth and warm soapy water. Wipe dry with a clean, dry cloth. Do not use solvent-based cleaners as they can bleach or damage the product. Never use scourers, abrasives, or chemical cleaners. Never use a pressure hose to wash the product. We recommend furniture covers to protect your product when not in use. During inclement weather and winter months, the product is to be stored in a cool, dry place. Before storage, ensure the product is clean and dry. To reduce fading and extend the life of the stand, the user should apply an exterior varnish that contains UV blockers once yearly. Avoid deck stains or penetrating finishes that do not offer sufficient UV protection. As with any natural material, some flexing during use is to be expected. Never bring sharp objects in contact with the hammock fabric.

# WARRANTY

## TERMS, CONDITIONS, and WARRANTY

### Limited One Year Warranty

Vivere Ltd. ("Vivere") warrants that for a period of one (1) year from the date of original retail purchase, this product will be free from defects in material and workmanship. Vivere, at its option, will repair or replace this product or any component of the product found to be defective during the warranty period. Replacement will be made with a new or remanufactured product or component. If the product is no longer available, replacement may be made with a similar product of equal or greater value. This is your exclusive warranty. This warranty is valid for the original retail purchaser from the date of initial retail purchase and is not transferable. Keep the original sales receipt. Proof of purchase is required to obtain warranty performance. Retailers selling Vivere products do not have the right to alter, modify or in any way change the terms and conditions of this warranty.

### What This Warranty Does Not Cover

This warranty does not cover discoloration of product, damage caused by mildew, mold or any external source. It does not cover normal wear of parts or damage resulting from any of the following: negligent use or misuse of the product, commercial use of the product, use contrary to the assembly instructions, or repair or alteration by anyone unless the service was authorized by Vivere. Further, the damage warranty does not cover acts of God, such as: fire, flood, hurricanes, tornadoes and any form of precipitation (i.e., rain, snow, hail). The warranty is void if damage to the product results from the use of a part other than a genuine Vivere part.

### How to Obtain Warranty Service

Your product must be under warranty in order to obtain warranty service. If your product is defective and is within your warranty period, contact us in order to receive a return authorization. Do not return product to Vivere without authorization. You will be directed to attach a tag to the product that includes your name, address, mobile telephone number and description of the problem. Include a copy of the original sales receipt. Carefully package the product and send insured by carrier of your choice prepaid to the warehouse address as directed by the Vivere Team.

1. **Take Photos:** Take photos of the defective products./part(s), clearly illustrating the problem area to support your claim.
2. **Attach Proof of Purchase:** Provide the original proof of purchase/sales receipt. Scan or provide a photo of the proof of purchase and submit it with your claim along with your full address, phone number, and a description of the issue.
3. **Submit via Email:** Email your claim to [info@vivereurope.com](mailto:info@vivereurope.com)
  - **Response:** A Vivere representative will correspond with you to resolve your claim as quickly as possible.
4. Thank you for your interest in our products, and we hope Vivere can inspire your outdoor living. Warmest Regards,

**The Vivere Team**

## MORE INFORMATION


This product is sourced responsibly and FSC® Certified. For more information regarding Forest Stewardship Council® Certification and sustainable sourcing from forest to customer visit: [fsc.org](https://www.fsc.org).

- For Products Purchased in the European Union, contact:
- [info@vivereurope.com](mailto:info@vivereurope.com)
- +31 46 426 3555
- For Products Purchased in the United Kingdom, contact:
- [info@vivereurope.com](mailto:info@vivereurope.com)
- +44 1227 64 71 17


## FAQs

- **Q: What is the weight capacity of the Solid Pine Arc Stand?**
  - A: The maximum weight capacity is 450 lbs / 205 kg.
- **Q: Can children play on the Solid Pine Arc Stand?**
  - A: Children should not play on or around the product. Keep small parts out of reach of children.
- **Q: How should I clean the Solid Pine Arc Stand?**
  - A: Use a clean, damp cloth with warm soapy water to wipe the stand. Do not use solvent-based cleaners or abrasive materials.

## Documents / Resources

	<p><b><a href="#">VIVERE 10SPAS-1 Solid Pine Arc Hammock Stand</a></b> [pdf] Instructions  10SPAS-1, 10SPAS-1 Solid Pine Arc Hammock Stand, 10SPAS-1, Solid Pine Arc Hammock St  and, Pine Arc Hammock Stand, Arc Hammock Stand, Hammock Stand, Stand</p>
--	---

## References

-  [10SPAS-1.2024.EU](#)
- [User Manual](#)

[Manuals+](#), [Privacy Policy](#)

This website is an independent publication and is neither affiliated with nor endorsed by any of the trademark owners. The "Bluetooth®" word mark and logos are registered trademarks owned by Bluetooth SIG, Inc. The "Wi-Fi®" word mark and logos are registered trademarks owned by the Wi-Fi Alliance. Any use of these marks on this website does not imply any affiliation with or endorsement.