



vivaDia VA-455 Two-Way Articulating Smartphone Borescope Instruction Manual

[Home](#) » [VIVaDla](#) » vivaDia VA-455 Two-Way Articulating Smartphone Borescope Instruction Manual 

Contents

- 1 vivaDia VA-455 Two-Way Articulating Smartphone Borescope
- 2 Automobile Borescope VA-455 Introduction
- 3 Appearance
- 4 Mobile phone Download&installation guide
- 5 Operation instructions
- 6 VA-455 Parameter
- 7 Application Environment
- 8 Precautions
- 9 Warranty regulations
- 10 Documents / Resources
- 11 Related Posts

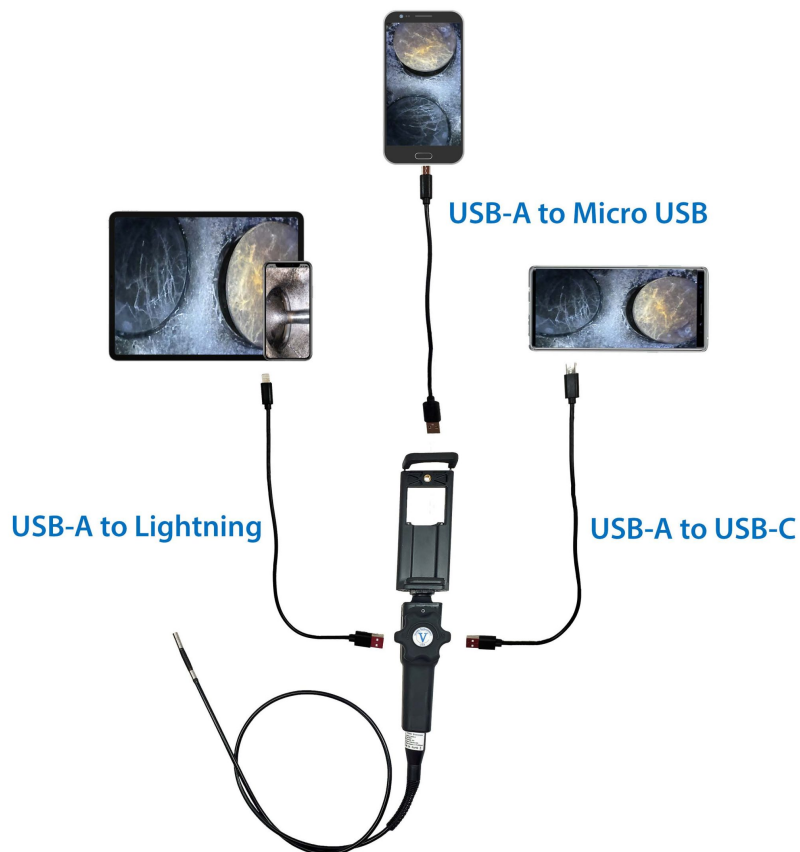
vivadia

vivaDia VA-455 Two-Way Articulating Smartphone Borescope



Model: VA-455

Plug and Play to any mobile device



Automobile Borescope VA-455 Introduction

Vividia VA-455 car borescope is an important product for the global car aftermarket. It is specially used to detect narrow bending spaces that are difficult to enter, such as car evaporator, combustion chambers, and three-way catalytic sensors. The product has a unique temperature protection function and is equipped with a two-way 180° steering detection function, which allows users to take small probes into a small space, and then

transmit vivid, clear and all-round video and pictures to the mobile phone through the cable and shown on the screen. Meet your diverse inspection needs with advanced extended accessories and real-time temperature display.

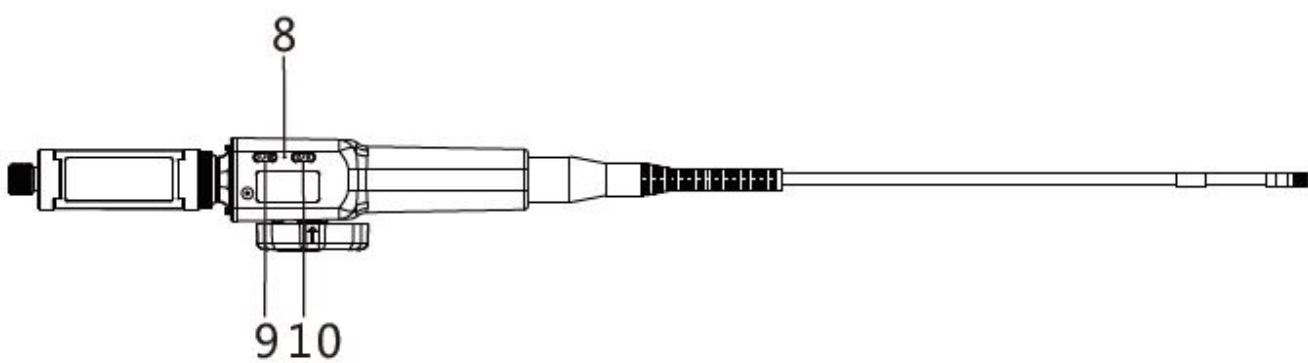
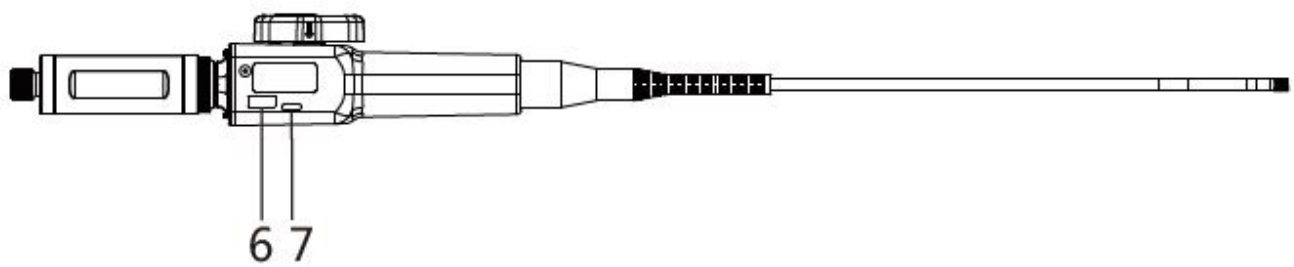
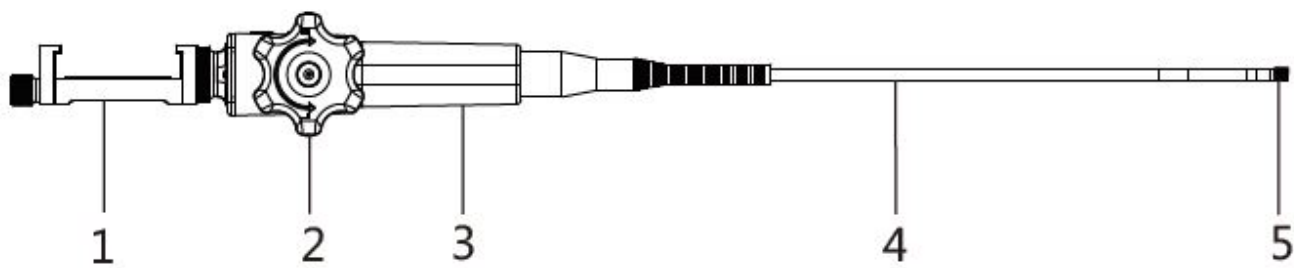


Note: The probe temperature of this product can not exceed 90 °C

Warning: Please read this manual carefully before using this product, and follow the instructions to avoid the damage caused by improper use.

Appearance

Use the data cables in the package for connection btw phone and borescope.



NO.	Name
1	Mobile Phone Holder
2	Rotate Wheel
3	Handle
4	Snake Tube
5	Megapixel HD Probe
6	USB Interface
7	Type-c Charging Interface
8	Working/Charging Indicator
9	Power On/Off,LED Adjust
10	Photo/Video Button

Mobile phone Download&installation guide

1. Android mobile device: Search “Finder Borescope” in Google Play store, or Scan the QR code to

download and install APP. The app can be downloaded from apkpure.com

2. For iPhone device please search and install "Finder Borescope" in the App Store, or scan the QR code below to download and install the APP.



Android



iOS

3. For professional service personnel, this product can be used in the case of non-disassembly or damage to the instrument, used to detect the blind zone. Can be applied to instrument testing, engine maintenance, vehicle repair, pipe inspection, building inspection and air conditioning evaporator inspection and so on.

Note: VA-455 is not compatible with Windows PC, Mac etc.

China Mobile 4G PM 8:32 35%

(Image size: W: 750X H: 87X)

Engine Intelligent image processing system test report

Model: VW License: 粤A05... Mileage: 23456 km

Please select Header.

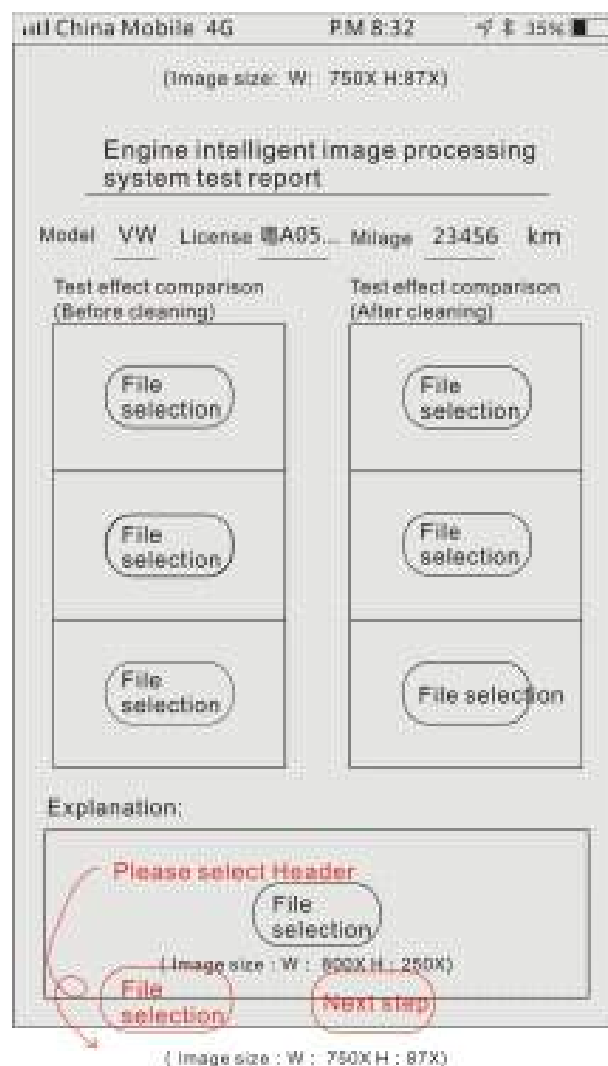
Test effect comparison (Before cleaning)	Test effect comparison (After cleaning)
<div>File selection</div>	<div>File selection</div>
<div>File selection</div>	<div>File selection</div>
<div>File selection</div>	<div>File selection</div>

Explanation:

File selection

(Image size: W: 800X H: 260X)

(Image size: W: 750X H: 87X)



Operation instructions

1. Mobile phone Installation

Adjust the rotated knob of the mobile phone holder, insert the mobile phone into the holder(Support 3.5-inch — 6.3-inch screen mobile phone), Connect the phone and the handle with a data cable.

2. Power On/Off

Press on the handle 2 seconds for power on,Work indicator light green,Android mobile phone will open the APP automatically(Apple mobile phone needs to be clicked to open the APP) the snake tube LED is lighting on,the search interface appears,presenting the image,press 2 seconds for power off.

3. Adjust LED

Power on and the LED is the brightest by default,press gear,the 4th gear is LED turn off. to adjust the brightness;brightness is divide into 3

4. Photograph and video

Press on the handle to take photo,photo is saved in the Finder/CameraData directory of the mobile phone,the format is JPG;Press on the handle 2 second to video,video is saved in the Finder/CameraData directory,the format is Mp4.

5. PDF Generation

In APP click settings , click PDF to generate the setting footer,header,LOGO,click PDF Create to input information,as fuel system test sheet can be generated.

6. Charging

Pls use the 5V adapter or mobile power to connect Type-c USB cable for charging.The charging voltage and current is 5V/1A,too high voltage may burn out the borescope.Notice:Fast charging is not supported.

7. Floating window setting

In APP click setting ,on “Floating window”click open.

VA-455 Parameter

Camera lens diameter	5.5mm	Battery Life	60-70 Minute
Snake Tube Length	1m	Interface	USB2.0
Snake Tube Material	Flexible Metal	Resolution	1280*720
DOF	15-45mm	Video resolution	MP4 1280*720
FOV	100°	Photo resolution	JPG 1280*720
Manual LED Adjustment	Support	Lighting Source	4 pcs LED
Power source	Polymer Lithium Battery 1500mAh	Sensor	1/9"CMOS

Application Environment

For professional service personnel,this products can be used in the case of non-disassemble or damage the instrument,used to detect the blind zone.Can be applied to instrument testing,engine maintenance,vehicle repair,pipe inspection,building inspection and air conditioning evaporator inspection and so on.

Operating Temp	Probe	In Air: -10 to 50°C
	All Parts	In Air: -10 to 50°C
		Input:DC5V
Humidity	All Parts	15 to 90
Ingress Protection	All Parts	Not operable in the rain
		Not operable in water

Precautions

- Important safety matters
- Please don't use our camera with other manufacturers monitor,even same interface.
- Don't use the product in certain areas where it may be exposed to a wire or charged area.The exposed metal parts can be electrically conductive and may cause unexpected accidents.
- Don't allow children to operate the product separately,prohibit the use of the product for medical or human testing.
- Keep the product clean,avoid exposure,or be in direct contact with water,oil and corrosive liquids.
- It is whole machine is not waterproof.
- Confirm that the dial is returned to the neutral position to pull out the snake tube, forbid to rotate the dial roughly.
- Forbid to twist and pull the curved body at the front of the snake tube.
- Please take it lightly,don't overturn the tube,the Bending limit is one circle.
- Please use the original USB cable charge.

Warranty regulations

1. Thank you for choosing this product,this product is a well-designed,durable video industrial endoscope.Under

normal use and maintenance should be able to play its superior performance. Within six months from the purchase date, if there is any damage caused by the manufacturing process or components, we will provide free maintenance service for the licensee and replace the parts as appropriate.


2. Within six months from the purchase date, you will receive a free warranty service if our professional maintenance personnel have confirmed that damages caused by the manufacturing process or the bad parts.
3. Snake tube is a vulnerable part, since the purchase date, the warranty for six months. Normal use caused by wear, not including part of the warranty. The following conditions will not be available free of charge.

Below situation is unavailable in free serve:

- Damage caused by improper storage.
- The customer is disassembling and causing damage.
- Damage caused by the customer's own modification.
- Damage caused by improper use.
- Damage caused by other irresistible factors.

Guarantee Card			
Customer name:		Customer phone:	
Purchase date:		Sending back date:	
Unfavorable conditi:			
Maintenance time:		Repair result:	
Maintainer:			
Customer address:			

Documents / Resources

	vivaDia VA-455 Two-Way Articulating Smartphone Borescope [pdf] Instruction Manual VA-455, Two-Way Articulating Smartphone Borescope, VA-455 Two-Way Articulating Smartpho ne Borescope, Articulating Smartphone Borescope, Smartphone Borescope, Borescope
---	--

[Manuals+](#)