




VISUAL COMFORT JN 3605 Antoine Large Table Lamp Instruction Manual

[Home](#) » [VISUAL COMFORT](#) » VISUAL COMFORT JN 3605 Antoine Large Table Lamp Instruction Manual 

VISUAL COMFORT JN 3605 Antoine Large Table Lamp Instruction Manual

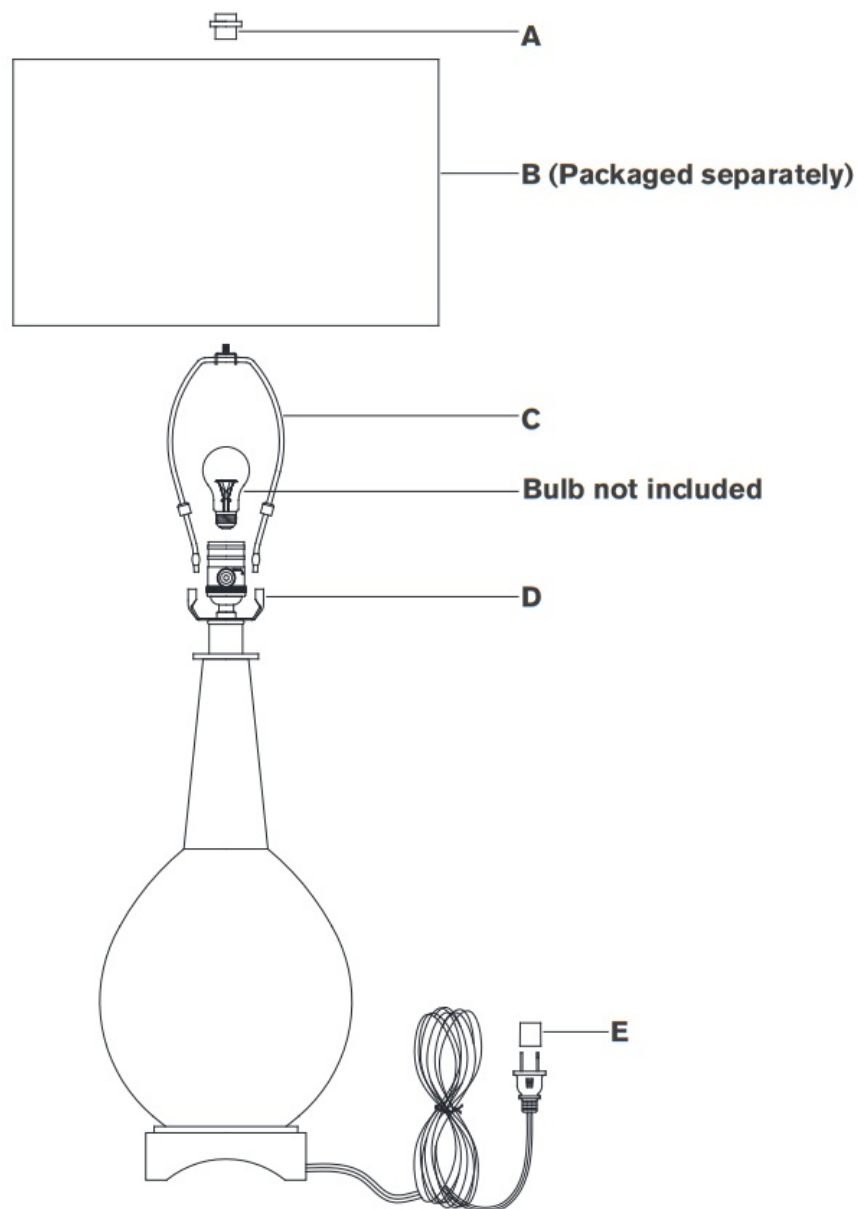


**Antoine Large Table Lamp
Item # JN 3605**

Contents

- 1 ASSEMBLY INSTRUCTIONS
- 2 JN 3605 Antoine Large Table Lamp
- 3 Documents / Resources

ASSEMBLY INSTRUCTIONS



JN 3605 Antoine Large Table Lamp

NOTICE:

This light fixture should be installed in accordance with all applicable, local installation codes, and by a person familiar with the construction and operation of it, as well as the hazards involved. Inspect item and contents carefully. If any damage or defect is found, do not install. Retain all packaging material until installation is complete and approved.

TOOLS REQUIRED (NOT INCLUDED):


Scissors

1. Carefully remove all parts from the box. Place on a clean, soft surface.
2. Install harp **(C)** by squeezing together and inserting into top of saddle **(D)**.
3. Remove finial **(A)** from harp **(C)**.
4. Remove shade **(B)** from packaging and install to harp **(C)** using finial **(A)**.
NOTE: If shade has additional packaging, carefully cut off from interior of shade to avoid damages.
5. Install light bulb into the socket.
6. Remove protective cover **(E)** from the plug.
7. Plug into electrical outlet and test the fixture.

Care Instructions: Clean only with a soft dry cloth or feather duster. Do not use abrasive or chemical agents.



Documents / Resources



[VISUAL COMFORT JN 3605 Antoine Large Table Lamp](#) [pdf] Instruction Manual
JN 3605 Antoine Large Table Lamp, JN 3605, Antoine Large Table Lamp, Large Table Lamp, T
able Lamp, Lamp