



VisionTek VT2000 USB-C Docking Station User Manual

[Home](#) » [VisionTek](#) » VisionTek VT2000 USB-C Docking Station User Manual

Contents [[hide](#)]

- [1 VisionTek VT2000 USB-C Docking Station](#)
- [2 VT2000 USB-C Docking Station](#)
- [3 Product Key Features](#)
- [4 Product Usage Instructions](#)
- [5 Key Features](#)
- [6 OVERVIEW](#)
- [7 What's In The Box](#)
- [8 Display Outputs Supported](#)
- [9 Technical Specifications](#)
- [10 System Requirements](#)
- [11 Warranty](#)
- [12 Environmental](#)
- [13 Dimensions & Weights](#)
 - [13.1 Support](#)
- [14 FAQ](#)
- [15 Documents / Resources](#)
 - [15.1 References](#)
- [16 Related Posts](#)

VisionTek®

VisionTek VT2000 USB-C Docking Station



VT2000 USB-C Docking Station

Multi Display MST Dock

The VisionTek VT2000 is an 11-in-1 docking station that provides a simple plug and play option to extend your Windows™, Mac™ or Chrome™ laptop system into a full workstation. It supports up to 3 displays (HDMI or DP) via DP Alt Mode USB-C connection to host system, 2x DP, 1x HDMI, 4x USB Ports, Audio, Ethernet, SD Reader, Kensington Lock, and 85W Power Delivery Supported. Please note that the power supply is not included.

Product Key Features

- Compatible with USB-C systems via DP Alt Mode
- Compatible with M1 Mac
- Supports up to 3 external displays
- Up to 85W USB-C Power Delivery*
- 2 x USB 3.1 Gen 1 Ports 5Gbps
- 2 x USB 2.0 Ports 480Mbps
- 2 x DisplayPort 1.4
- 1 x HDMI 2.0
- RJ45 Gigabit Ethernet Port
- Enterprise Features:
 - Wake on LAN
 - MAC Address Pass-Through
 - PXE Boot

Product Usage Instructions

The VisionTek VT2000 USB-C Docking Station is a plug and play device that allows you to extend your laptop system into a full workstation. Here's how to use it:

1. Connect the USB-C cable from the docking station to your laptop's USB-C port.

2. Connect your external displays to the docking station's DisplayPort or HDMI ports.
3. Connect any USB devices to the docking station's USB ports.
4. Connect your Ethernet cable to the docking station's RJ45 Gigabit Ethernet port.
5. Insert your SD card or MicroSD card into the docking station's card reader.
6. Turn on your laptop and the docking station will automatically be detected and configured.

Please note that the power supply is not included, so you will need to use your laptop's power supply or purchase a separate power adapter that supports up to 85W USB-C Power Delivery. Also, make sure that your laptop supports DP Alt Mode and that you are using the included USB-C cable when connecting to the docking station.

Display Outputs Supported

The VT2000 Docking Station supports up to 3 external displays in the following configurations:

Display Connection	Host System	Maximum Resolution Supported	Windows 10 Duplicate	Windows 10 Extended	macOS Duplicate	macOS Extended
1 Display	DP or HDMI	3840 x 2160 @ 60Hz	Yes	Yes	Yes	Yes
2 Displays	DP + DP or DP + HDMI	2560 x 1440 @ 60Hz (DP) + 1920 x 1080 @ 60Hz (HDMI)	Yes	Yes	Yes	Yes
3 Displays	DP + DP + HDMI	N/A	N/A	N/A	1 Extended + 1 Cloned	N/A

Please refer to the user manual for more detailed technical specifications.

SKU: 901284

The VisionTek VT2000 brings style, design and performance together, providing a simple plug and play option to extend your Windows™, Mac™ or Chrome™ laptop system into a full workstation. This 11-in-1 docking station provides options for nearly any environment, professional and personal.

- Supports up to 3 Displays (HDMI or DP) via DP Alt Mode
- USB-C connection to host system
- 2x DP, 1x HDMI, 4x USB Ports, Audio, Ethernet, SD Reader, Kensington Lock
- 85W Power Delivery Supported, Power Supply not included

Key Features

- Compatible with USB-C systems via DP Alt Mode
- Compatible with M1 Mac
- Supports up to 3 external displays
- Up to 85W USB-C Power Delivery*
- 2 x USB 3.1 Gen 1 Ports 5Gbps
- 2 x USB 2.0 Ports 480Mbps
- 2 x DisplayPort 1.4

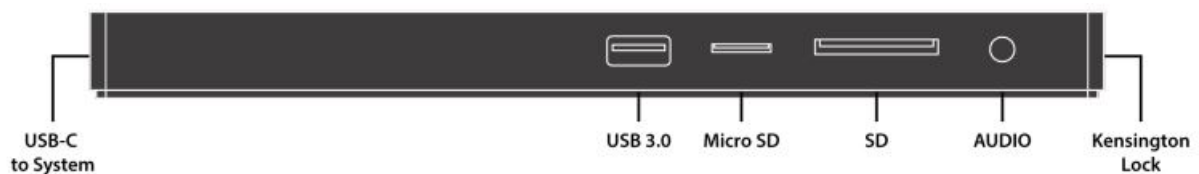
- 1 x HDMI 2.0
- RJ45 Gigabit Ethernet Port
- Enterprise Features
 - Wake on LAN
 - MAC Address Pass-Through
 - PXE Boot

*USB-C Power Supply not included

Increase your productivity with our plug and play power passthrough docking station, the VisionTek VT2000 USB-C Docking Station for Windows™, Mac™ and Chrome™ laptop systems. With a single USB-C connection, you can connect up to three external displays, transfer files and data at up to 5Gbps speeds, play audio and charge mobile devices.

OVERVIEW

Front Ports



- 1 x USB 3.1 Gen1 Port
- 1 x MicroSD Card Reader
- 1 x SD Card Reader
- 1 x 3.5mm Audio/Microphone Combo Jack
- Power Indicator Light – Blue LED When Powered On

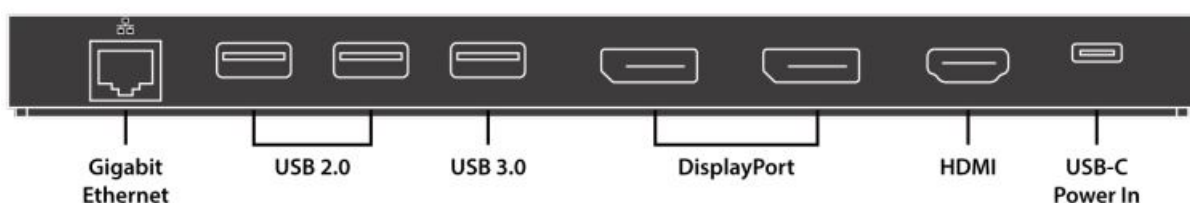
Side Ports



- USB-C to System*
- Kensington™ Security Lock Slot

*Must use included USB-C cable

Back Ports



- Gigabit Ethernet Port

- 2 x USB-C Ports
- 1 x USB 3.1 Gen1 Port
- 2 x DisplayPort Ports
- 1 x HDMI Ports
- 1 x USB-C Power Supply Port

What's In The Box

- VT2000 Dock
- USB-C to USB-C Cable
- User Manual

Display Outputs Supported

Single Display Support

- **DisplayPort:** Resolutions up to 3840 x 2160 @ 60Hz (4K)
- **HDMI:** Resolutions up to 3840 x 2160 @ 60Hz (4K)

Dual Display Support

- **DisplayPort + DisplayPort:** Resolutions up to 3840 x 2160 @ 30Hz (4K)
- **DisplayPort + HDMI:** Resolutions up to 3840 x 2160 @ 30Hz (4K)²

Triple Display Support

DisplayPort + DisplayPort + HDMI : Resolutions up to 1920 x 1080 @ 60Hz (FHD)³

1 macOS systems support one external display extended and one cloned external display

1 Display 2 Displays 3 Displays

- **Display Connection** DP or HDMI DP + DP or DP + HDMI DP + DP + HDMI
- **Host System DP 1.2 / 1.3 HBR2 (with or without MST support)** 3840 x 2160 @ 30Hz 2560 x 1440 @ 60Hz (DP) + 1920 x 1080 @ 60Hz (HDMI) N/A
- **Host System DP 1.3 HBR3** 3840 x 2160 @ 60Hz 3840 x 2160 @ 30Hz N/A
- **Host System DP 1.3 HBR3 MST** 3840 x 2160 @ 60Hz 3840 x 2160 @ 30Hz 1920 x 1080 @ 60Hz
- **Windows 10 Duplicate** Yes Yes Yes
- **Windows 10 Extended** Yes Yes Yes
- **macOS Duplicate** Yes Yes No
- **macOS Extended¹** Yes 1 Extended + 1 Cloned No

1 M1 Mac systems support one external display extended or one cloned external display

1 macOS systems support one external display extended and one cloned external display

Technical Specifications

Part

901284

Dock Connection

USB-C

Display Technology

DP Alt Mode

Power Adapter

Not Included

Power Delivery

Up to 85W

*Power adapter not provided

Displays Supported

3

Maximum Resolution Supported

1 x 4K @ 60Hz (3840 x 2160) DisplayPort / HDMI

2 x FHD @ 60Hz (1920 x 1080) DisplayPort / HDMI

3 x FHD @ 60Hz (1920 x 1080) DisplayPort / HDMI*

*Host system requires support for DP 1.3 HBR3 and onboard graphics with MST support for 3 displays

Video Interfaces

(2) DP 1.4

(1) HDMI 2.0

Ports

(2) USB-A 2.0

(2) USB-A 3.1 Gen1

(1) 3.5mm Audio/Microphone Combo Port

(1) RJ45 Gigabit Ethernet

Cable Length

1.0m – USB-C

System Requirements

Operating Systems:

Windows 10

Window 8.1

Windows 7

macOS 10.x and later

Chrome

System Support Requirement

USB-C DP Alt Mode for video output

USB-C Power Delivery for power passthrough

MST compatibility for multi-display setup

Dock to System Connection

USB-C

Thunderbolt™ 3

Warranty

2 Year Limited

Product must be registered within 30 days of purchase to be covered by the full 2-Year Warranty period*. Products not registered within 30 days of purchase will default to our 1-Year Warranty period.

You may register your product here: www.visiontek.com/support/warranty-registration

For additional warranty information, please see our Warranty Page: www.visiontek.com/support/warranty-

Environmental

- **Operating Temperature:**
0 to 40° C (32 to 104° F)
- **Storage Temperature:**
-10 to 70° C (-14 to 158° F)
- **Relative Humidity:**
5% to 90% non-condensing – Operational / Storage

Dimensions & Weights

Product Information

- **Length:** 8.15" (207mm)
- **Depth:** 2.25" (58mm)
- **Height:** 0.75" (20mm)
- **Weight:** 8oz (230g)
- **Color:** Black Polycarbonate ABS

Packaging Information

- **Packaging Style:** Retail Box
- **Length:** 9.75" (214mm)
- **Depth:** 3.625" (63mm)
- **Height:** 1.75" (38mm)
- **Weight:** 1lbs (454g)

Support

Drivers

No drivers required

User Manual

Coming Soon

FAQ

- **Can the VT2000 connect to a standard USB-A port?**
No, the VT2000 will only connect to systems with a USB-C port and does not include a USB-C to USB-A cable/adaptor.
- **Can a USB-C to USB-A adapter to attach the docking station to my laptop?**
No, the VT2000 will require a direct USB-C connection.
- **Can I use the VT2000 on a Thunderbolt™ 3 (or Thunderbolt™ 4) system?**
Yes, the VT2000 is compatible with laptops featuring a Thunderbolt™ 3 or Thunderbolt™ 4 USB-C port.
- **How much power pass-through can the VT2000 docking station provide?**

The VT2000 does not require a power supply to operate and will draw from the laptop's USB-C port.

- **Why did my dock stop working when I connected power?**

When using USB-C power delivery from the VT2000 connect all peripherals and displays to the dock then connect it to your system. Once the dock is recognized and running then connect your USB-C power supply.

- **Why isn't my laptop receiving power from the docking station?**

The VT2000 does not require a power supply to operate and will draw from the laptop's USB-C port.

- My VT2000 did not include a power supply.

The VT2000 does not include a power supply and is not required for operation. It will operate solely on the power provided from the laptop's USB-C port.

Why do I get a warning message on boot saying, "You have attached an undersized power adapter to your system..."?

If attaching a Third-Party USB-C power supply to the power pass-through port on the docking station, it may be providing less power than the proprietary power supply. If your computer remains charging but received this message it is trickle charging. This may mean it is providing enough power to diminish the speed at which the battery is used, or it is charging at a slower pace than normal.

- **How do I change the arrangement of my displays?**

The display arrangement can be adjusted in your operating system's Display Settings.

- **Can I set the number the monitor is identified as?**

Windows will preset identifiers to the attached displays. If they match the physical orientation this identifier does not interfere with the arrangement.

- **Why aren't my displays working with the VT2000?**

1. Ensure the displays are not set to Disconnect by default in Windows Display Settings.
2. If the cables connecting the docking station to monitors are making signal type translations, please use active type adapters/cables.

- **Why am I unable to get three external displays with the VT2000?**

The VT2000 is only capable of outputting a signal to 3 displays at any given time. In order to achieve all 3 external displays, make sure to disable your laptop screen before enabling the 3rd display. If you are unable to disable the laptop screen, make sure to set one of your external monitors as the default display.

- **How can I use my Windows laptop with the lid closed and connected to the docking station?**

Power and Sleep Settings > Additional Power Settings > Choose what closing the lid does > Do Nothing (On battery and/or Plugged in)

- **How can I use my macOS laptop with the lid closed and connected to the docking station?**

System Preferences > Energy Saver > Slider set to Never

- **Can I attach a third-party USB-C power supply to the VT2000?**

Yes, if your laptop has a proprietary USB-C charger or a third-party charger is available these can be used to provide power through the docking station to the laptop. Please note, the VT2000 is only capable of providing a maximum of 100W of power pass-through.

- **Does the VT2000 require a power supply to operate?**

No, the VT2000 will operate without a power supply drawing all necessary power from the attached laptop's USB-C port.

- **What is the difference between Power Delivery and Power Passthrough?**

Power Delivery implies the docking station is both powered and providing power to the attached laptop while Power Passthrough implies the docking station does not require a power supply to operate but can pass

through power from a third-party power supply.

- **Does the VT2000 require drivers to operate?**

No, the VT2000 operates utilizing USB-C with DisplayPort (DP Alt Mode).

- **What Operating Systems is the Dock compatible with?**

Windows 10, Windows 8.1, Windows 7, macOS

- **Can a display adapter be used with the VT2000?**

Yes, however, please use an active adapter when making signal type translations.

- **Does the VT2000 docking station work with Apple M1 chipset macOS systems?**

Yes, the VT2000 is compatible with Apple M1 chipset macOS systems. However, display configurations are limited to a single extended while secondary and tertiary displays are cloned.

- **Can I use the VT2000 docking station to connect to a VGA or DVI display?**

Yes, however, please use an active adapter when making signal type translations.

- **Is the VT2000 plug-and-play?**

Yes, the VT2000 will operate once attached to the host system. This device does not require a driver installation.

- **Can the VT2000 be configured to extend all three external displays?**

Yes, however, this requires DP Alt Mode HBR3 DP 1.3 support with support for MST.

- **Is external power via the USB-C power input only required when attempting to power a laptop?**

Yes, the USB-C power pass-through port is for third-party USB-C power supplies to provide laptop charging.

- **Does the VT2000 support ultrawide resolutions?**

No, the VT2000 does not support ultrawide resolutions.

- **Does the VT2000 support DisplayPort MST daisy-chain connections?**


No, the VT2000 does not support this DisplayPort feature.

- **For California Residents Only:**

WARNING: Cancer and Reproductive harm. For more information, go to www.p65warnings.ca.gov

* Please, Note that Proposition 65 may be best defined as a “Right To Know” law in California and Prop 65 warning labels are not an indication that a product is violating safety standards or regulations. The Prop 65 warning label does not mean our products inevitably cause cancer or reproductive harm. We do not consider our products harmful when used as intended. However, it is a necessary precaution to provide the warning because of this California law.

Documents / Resources

	<p>VisionTek VT2000 USB-C Docking Station [pdf] User Manual</p> <p>901284, VT2000 USB-C Docking Station, VT2000, VT2000 Docking Station, USB-C Docking Station, Docking Station, Multi Display MST Dock</p>
---	---

References

-  p65warnings.ca.gov
-  [Warranty Information – VisionTek.com](#)

-  [Warranty Registration – VisionTek.com](#)

[Manuals+](#), [home](#) [privacy](#)