



VisionTek SoundCube Waterproof Bluetooth Speaker 901313/901323 User Manual

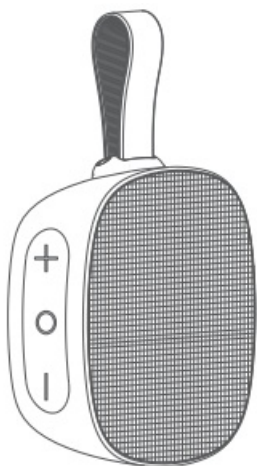
[Home](#) » [VisionTek](#) » VisionTek SoundCube Waterproof Bluetooth Speaker 901313/901323 User Manual 

Contents

- 1 [VisionTek SoundCube](#)
 - 1.1 [BASIC OPERATION](#)
 - 1.2 [INTERFACE INSTRUCTIONS](#)
 - 1.3 [BLUETOOTH CONNECTION](#)
 - 1.4 [PRODUCT SPECIFICATION](#)
 - 1.5 [FREQUENTLY ASKED QUESTIONS](#)
- 2 [Related Posts](#)

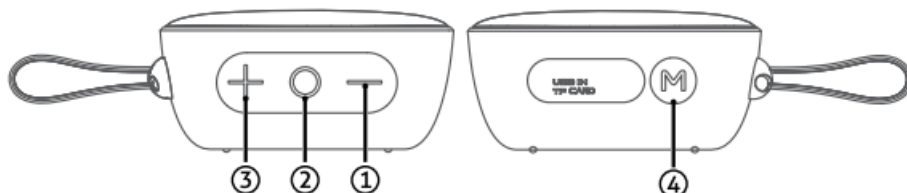
VisionTek SoundCube

Waterproof Bluetooth Speaker



USER MANUAL

BASIC OPERATION



○ POWER BUTTON/ MULTI-FUNCTION BUTTON

Power On/Off – Long press the “○” button for 2-3 sec

Incoming Call – Short press “○” to answer

Double press “○” to refuse

Call/Hang Up – During a call, short press “○” to hang up

Pause / Play – Short press “○” when playing music to pause or play

+ / – Volume buttons/Previous & Next track Buttons

Short press – to turn volume down, Long press the – for the previous track / station

Short press + to turn volume up, Long press the + for the next track / station

Ⓜ Mode button

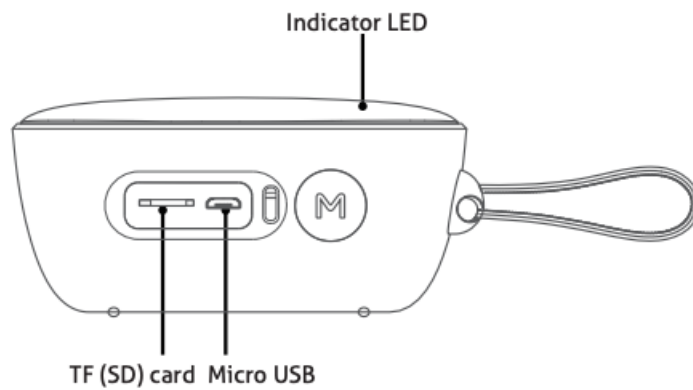
Short press Ⓜ to switch between Bluetooth/ FM/ SD card

Long press Ⓜ to search radio during FM mode

How to operate the FM function?

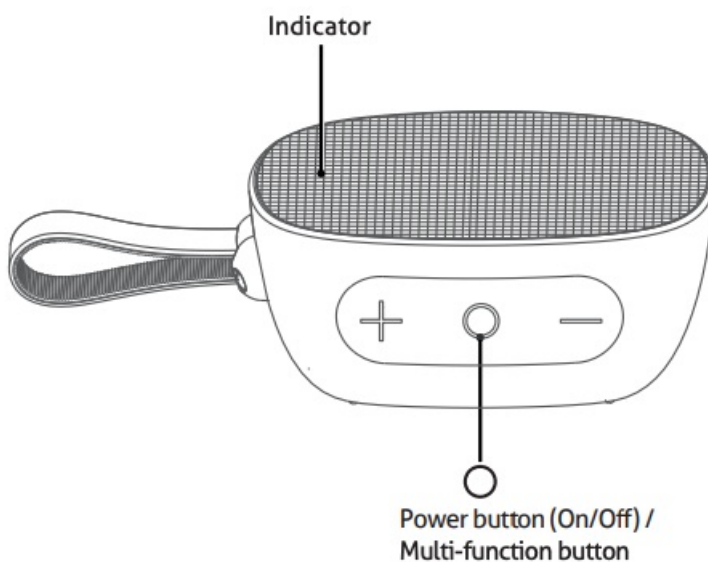
Short press “Ⓜ” button to switch to FM mode, There will be a prompt tone indicating “FM mode”. Long Press “Ⓜ” to begin searching channels, press “○” button to pause channel searching. Long press “+ –” to cycle through channels found earlier.

INTERFACE INSTRUCTIONS



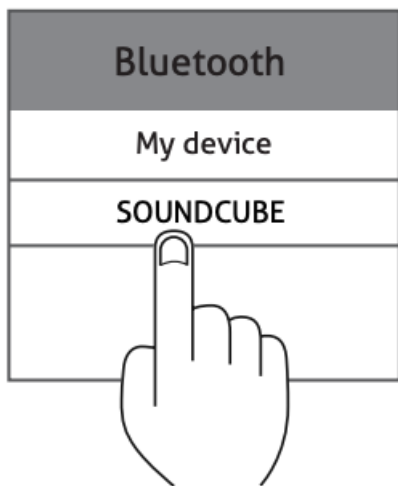
Power on	LED indicator flashes blue
Bluetooth mode	Blue indicator light will be on when Bluetooth pairs successfully.
	Blue indicator light will flash quickly when Bluetooth signal is out of range and speaker will power off automatically if not re-connected after 10 mins.
TF card mode	Insert TF (SD) card, blue indicator light will flash slowly while playing; blue indicator will be still when music is paused.
FM mode	Blue light will flash quickly while searching channels. Blue light will slowly flash during radio playback Blue light will stay on when device has been paused.
CHARGING STATUS	LED Indicator solid red LED turns off when fully charged
LOW BATTERY INDICATOR	LED indicator flashes Red

BLUETOOTH CONNECTION



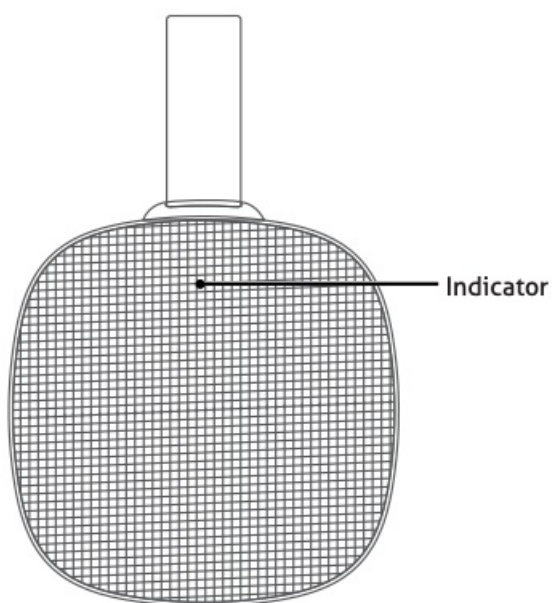
Step 1 Power On

Long press “○” button for 2-3 seconds to power on the speaker. You will hear an alert tone. The speaker will enter Bluetooth pairing mode notated by the blue indicator LED blinking.



Step 2 Pair Device

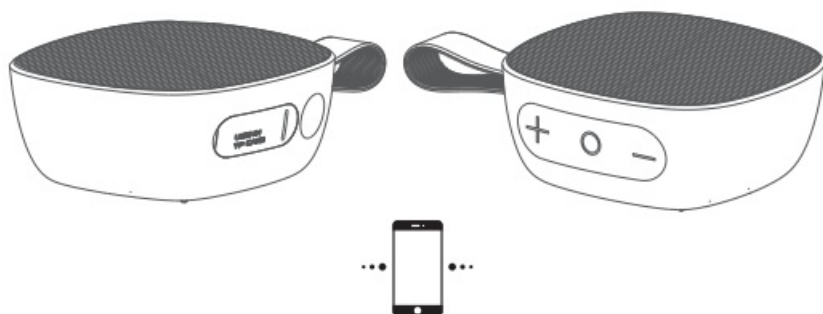
Find "SOUNDCUBE" in your Bluetooth list on your mobile phone, tablet or PC.



Step 3 Pairing successfully

The LED indicator on the speaker will shine blue once the device is paired followed by a beep. The device is now paired and you can start enjoying your SOUNDCUBE

TWS (TRUE WIRELESS STEREO) PAIRING



Turn on the two speakers, the blue LED indicators will begin to flash. Shortpress the “+” on one of the speakers to enter TWS pairing mode. An indicating sound will play and the blue LED indicator light will begin to blink. After 1-2 seconds, the speakers will automatically pair. Once paired, an alert tone will play and the blue LED light will stay on. Once TWS pairing is complete, open up the Bluetooth settings on your device and select “SOUNDCUBE” from the list of devices. This will pair the speakers to your device at the same time. Short press the “+” on either speaker to disconnect the TWS pairing. The blue LED indicator will turn off once disconnected.

NOTE: For TWS pairing, connect the two speakers together first, then connect to your smartphone / Bluetooth device.

PRODUCT SPECIFICATION

Product Name	SOUNDCUBE
Model	901313 / 901323
Bluetooth Version	5.0
Battery Capacity	1200mAh
Play Time	4~6H(70%VOL)
Charging Time	2~3H
Driver Units	5W/4Ω
Charging Current	5V= 0.5A
Product Size	143.4*94.8*45.6mm
Weight	210g±10

FREQUENTLY ASKED QUESTIONS

Q: What kind of charger should I use for the speaker?

A: All common USB to USB micro chargers can be used, we recommend chargers above 5V/0.5A.

Q: What if there is static or a distortion of sound while playing?

A: The speaker can be normally used up to 10m with no obstruction. If it is over 10m or with an obstruction, there might be noise or discontinuous sound.

Q: Why does the speaker shut down automatically when it is on?

A: When there is no bluetooth device paired for 10 minutes, the speaker will automatically shut down to reduce power consumption.

Q: The speaker cannot connect the once-paired cellphone.

A: First, forget the device from the cellphone's Bluetooth list and then short press the power button twice quickly to restart pairing

Q: The speaker cannot be turned on in a normal situation.

A: Please charge the speaker and try in a few minutes.

VisionTek SoundCube Waterproof Bluetooth Speaker 901313/901323 User Manual – [Optimized PDF](#)

VisionTek SoundCube Waterproof Bluetooth Speaker 901313/901323 User Manual – [Original PDF](#)