



# VIMAR 20469 NFC and RFID Electronic Transponder Card Reader User Manual

[Home](#) » [VIMAR](#) » VIMAR 20469 NFC and RFID Electronic Transponder Card Reader User Manual 

*VIMAR 20469 NFC and RFID Electronic Transponder  
Card Reader User Manual*

**EIKON**  
20469

**ARKE'**  
19469

**PLANA**  
14469



NFC/RFID electronic transponder card reader for installation inside the room, for Hotels, vertical pocket, 1 relay output 10 A 230 V~ N.O. (NON SELV), 1 relay output 4 A 230 V~ N.O. (NON SELV), power supply 120-230 V~ 50/60 Hz, pocket lighting for location in the dark – 3 modules. Supplied without card (badge).

The device recognises Mifare transponder cards and consequently controls the 2 relay outputs linked to the room's electrical system.

## Contents

- [1 FEATURES](#)
- [2 CONTROLLABLE LOADS AT 230 V~](#)
- [3 OPERATION](#)
- [4 CONFIGURATION](#)
- [5 INSTALLATION RULES](#)
- [6 REGULATORY COMPLIANCE](#)
- [7 FRONT VIEW AND CONNECTIONS](#)
- [8 Documents / Resources](#)
  - [8.1 References](#)
- [9 Related Posts](#)







## FEATURES

- Supply voltage: 120-230 V~, 50/60 Hz.

- Maximum power absorbed by the network: 1 VA.
- RFID technology @ 13.56 MHz, Mifare ISO14443A standard, NFC ready.
- Terminals:
  - L and N for the power supply.
  - Relay 1: terminal 1 as output of the NO contact (non-dry), internally connected to the power supply terminal L, 10 A 230 V~.
  - Relay 2: NO and C terminals (dry, non-SELV), 4 A 230 V~.
- Frequency range 13,553-13,567 MHz
- RF transmission power: < 60 dBA/m
- Operating temperature: 0°C to +40°C (indoor use).
- Protection class: IP20.
- Dimensions: 3 flush-mounting modules, depth 30 mm flush with wall.

## CONTROLLABLE LOADS AT 230 V~

### Relay 1:

- resistive loads  : 10 A (20,000 cycles);
- incandescent lamps  : 5 A (20,000 cycles);
- LED lamps  : 100 W (20,000 cycles);
- fluorescent lamps  : 1 A (20,000 cycles);
- energy saving lamps  : 1 A (20,000 cycles);
- electronic transformers  : 700 W (20,000 cycles);
- ferromagnetic transformers: 5 A (20,000 cycles);
- cos  $\phi$  0.6 motors: 3.5 A (20,000 cycles).

### Relay 2:

- resistive loads  : 4 A (20,000 cycles);
- cos  $\phi$  0.6 motors: 2 A (100,000 cycles).

## OPERATION

The reader is able to identify and distinguish the presence of Mifare transponder cards. When the card is inserted it controls the two relays on board the device. When the card is removed, the relays are deactivated after a 20 s courtesy time to allow the guest to leave the room.

## CONFIGURATION

The device is already preconfigured to recognise Mifare cards; no configuration is therefore required when commissioning the system.

## INSTALLATION RULES

- Installation should be carried out by qualified personnel in compliance with the current regulations regarding the installation of electrical equipment in the country where the products are installed.
- Connect the appliance as indicated in the figure. The circuit of relay R1 must be protected against overloads by

a device, fuse or circuit breaker, with a rated current no greater than 10 A. The circuit of relay R2 must be protected by a delayed fuse with rated current no greater than 4 A. The fuses must have a breaking capacity of at least 1500 A.

## REGULATORY COMPLIANCE

RED Directive. Standards EN 60669-2-1, EN 300 330, EN 301 489-3, EN 62311.

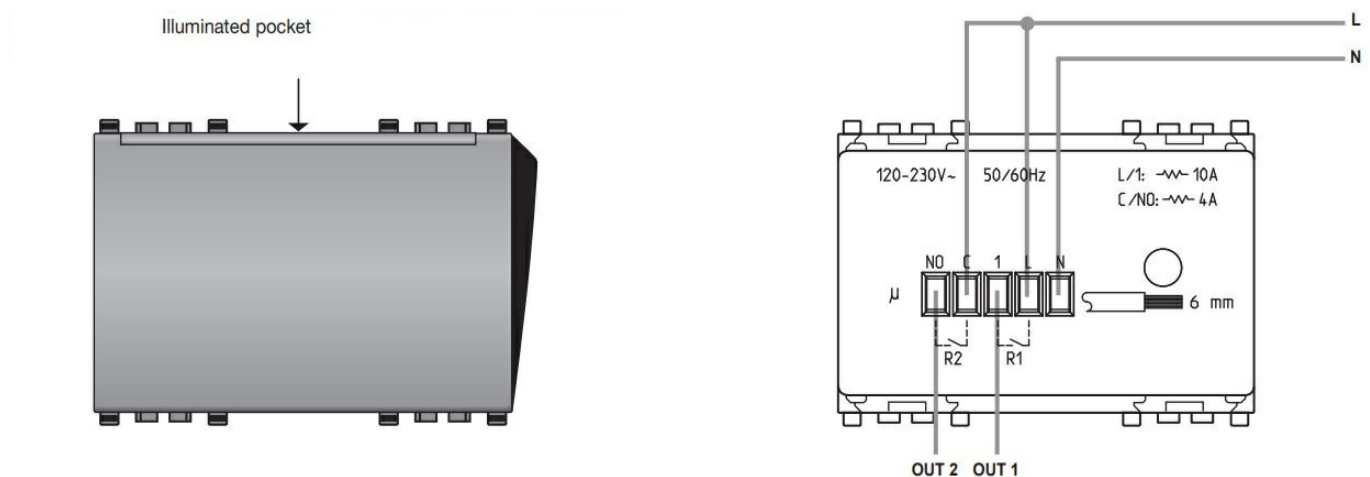
Vimar SpA declares that the radio equipment complies with Directive 2014/53/EU. The full text of the EU declaration of conformity is on the product sheet available at the following Internet address: [www.vimar.com](http://www.vimar.com). REACH (EU) Regulation no. 1907/2006 Art.33. The product may contain traces of lead.



### WEEE – Information for users

If the crossed-out bin symbol appears on the equipment or packaging, this means the product must not be included with other general waste at the end of its working life. The user must take the worn product to a sorted waste center, or return it to the retailer when purchasing a new one. Products for disposal can be consigned free of charge (without any new purchase obligation) to retailers with a sales area of at least 400 m<sup>2</sup>, if they measure less than 25 cm. An efficient sorted waste collection for the environmentally friendly disposal of the used device, or its subsequent recycling, helps avoid the potential negative effects on the environment and people's health, and encourages the re-use and/or recycling of the construction materials.

## FRONT VIEW AND CONNECTIONS



**OUT 1** uscita Relay 1\*

**OUT 2** uscita Relay 2

**C** Common Relay 2

\* The common contact of Relay 1 is internally shunted from the power supply terminal L.

N.B.: OUT1 and OUT2 directly connect the loads associated with the user profiles (for details refer to the Controllable Loads section) or, if used in the Well-Contact Plus system, they can be connected to a compatible binary input (art. 01510).


## POCKET LIGHTING

- **Central LED on:** The card is not inserted (location in the dark function) or unrecognized.
- **Central LED off:** The card is inserted and recognized.
- **Central LED blinking:** Courtesy time which is about to expire (last 10 s before cutting off the controlled loads).



Viale Vicenza, 14  
36063 Marostica VI – Italy  
[www.vimar.com](http://www.vimar.com)

## Documents / Resources

	<p><a href="#">VIMAR 20469 NFC and RFID Electronic Transponder Card Reader</a> [pdf] User Manual 20469, NFC and RFID Electronic Transponder Card Reader, 20469 NFC and RFID Electronic T ransponder Card Reader, Electronic Transponder Card Reader, Transponder Card Reader, Car d Reader, Reader, 19469, 14469</p>
---	--

## References

-  [Home automation, electrical equipment, smart home - Vimar energia positiva - Vimar](#)