

VIMAR 03982 IoT Connected Roller Shutter Module Instructions

[Home](#) » [VIMAR](#) » VIMAR 03982 IoT Connected Roller Shutter Module Instructions 

Contents

- [1 VIMAR 03982 IoT Connected Roller Shutter Module](#)
- [2 Product Information](#)
- [3 Product Usage Instructions](#)
- [4 FRONT VIEW](#)
- [5 CONNECTIONS](#)
- [6 FEATURES](#)
- [7 TERMINALS](#)
- [8 INSTALLATION RULES](#)
- [9 Frequently Asked Questions](#)
- [10 Documents / Resources](#)
 - [10.1 References](#)



VIMAR 03982 IoT Connected Roller Shutter Module



Product Information

Specifications:

- **Model:** SMART HOME VIEW WIRELESS 03982
- **Product Type:** IoT BLIND ACTUATOR
- **Input:** 100-240V~ 50/60Hz
- **Power Consumption:** 0.55 W
- **Frequency Range:** 2400-2483.5 MHz
- **Country of Origin:** Italy

Product Usage Instructions

Installation Guidelines:

The electronic switch should be protected by a fuse with a rated breaking capacity of 1500 A or a circuit breaker with a rated current not exceeding 10 A. Ensure installation is performed with the system turned off.

Connecting to Smart Home Systems:

The SMART HOME VIEW WIRELESS 03982 can be integrated with various smart home systems including Samsung SmartThings, Amazon Echo Plus, Echo Show, Echo Studio, and more. Follow the specific instructions provided by the respective smart home system for integration.

Using the App:

Download the designated app for the SMART HOME VIEW WIRELESS 03982 on your smartphone or tablet. The app allows you to control and monitor the blind actuator remotely.

Troubleshooting:




If you encounter any issues with the device, refer to the user manual or contact customer support for assistance.

Download the View Wireless App from the stores onto the tablet/smartphone you will be using for configuration







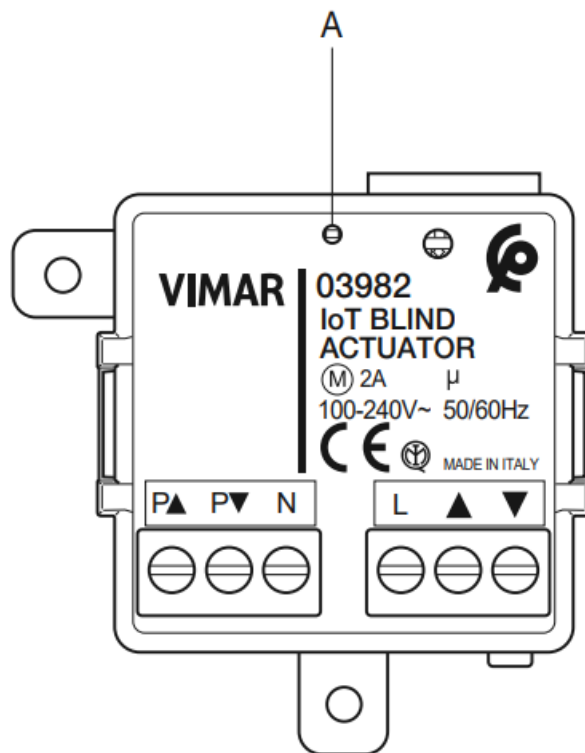
TWO OPERATING MODES (ALTERNATIVE) • DEUX MODES DE FONCTIONNEMENT (ALTERNATIFS ENTRE EUX)

Depending on the mode you select, you will need

 Bluetooth®		 zigbee
Gateway	Art. 30807.x 20597 19597 16497 14597	Smart Home Hub
View App for management via smartphone/tablet		Samsung SmartThings Hub Amazon Echo Plus, Echo Show or Echo Studio
Alexa, Google Assistant, Siri and Homekit voice assistants for possible voice operation		

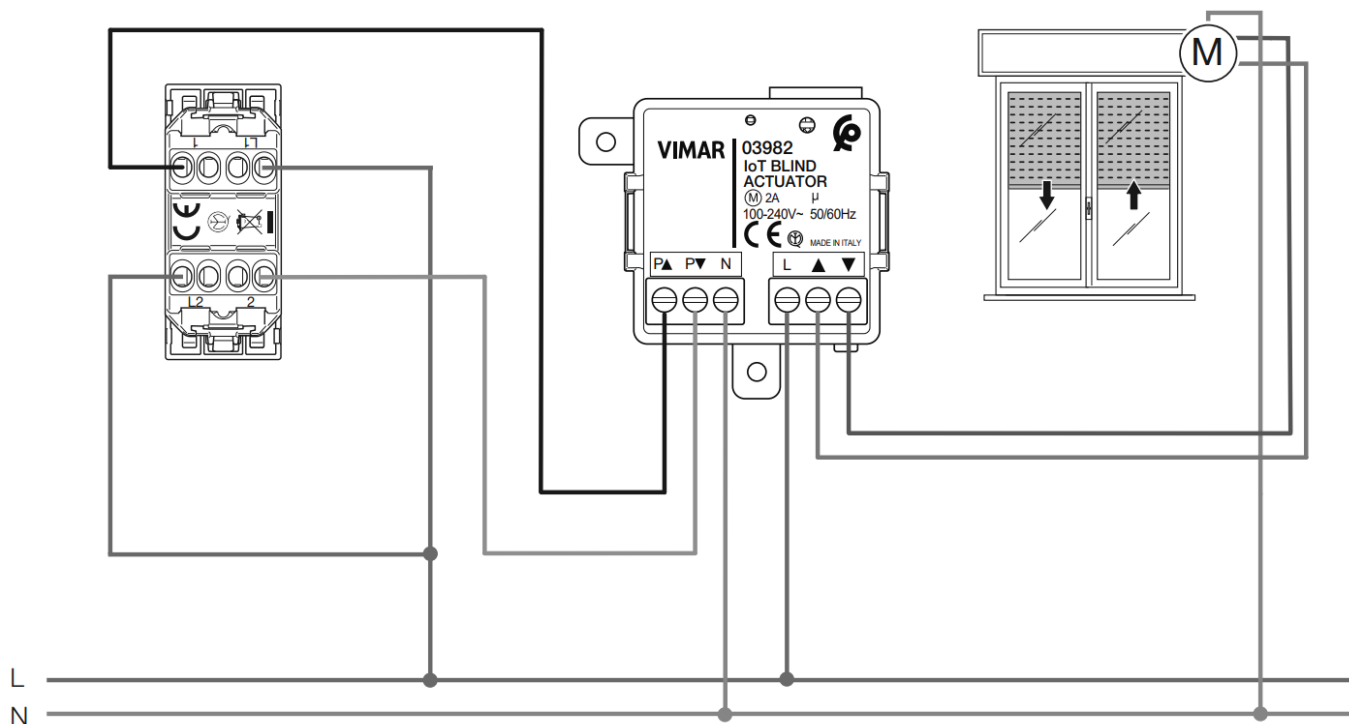
FRONT VIEW

- **A:** Configuration LED
-  : Roller shutter down output
-  : Roller shutter up output
- **L:** Phase
- **N:** Neutral
- **P**  : Input for roller shutter down push-button
- **P**  : Input for roller shutter up push button



CONNECTIONS

PUSH BUTTON FOR ROLLER SHUTTER CONTROL POUSSOIR POUR COMMANDE STORE







N.B. Graphic representation of the Linea series. Position of terminals, wiring and functions also identical for Eikon, Arké, Idea and Plana.

FEATURES

Rated supply voltage	100-240 V~, 50/60 Hz
Dissipated power	0,55 W
RF transmission power	< 100mW (2 0dBm)
Frequency range	2400-2483.5 MHz
Operating temperature (indoor use)	-10 °C ÷ +4 0 °C
Switching on zero crossing	

TERMINALS

2 (L, N) for line and neutral
2 terminals ( and ) for the roller shutter output
2 terminals (P  and P ) for the connection of the push buttons for the actuator control and for configuration. For the actuator control, use push buttons art. 30066-20066-19066-16121-14066 or art. 30062-20062-19062-16150-14062 whereas for configuration use only push buttons art. 30066-20066-19066-16121-14066

CONTROLLABLE LOADS

Loads maximum	Roller shutter motor
100 V~	2 A cos ø 0,6
240 V~	2 A cos ø 0,6

INSTALLATION RULES

The electronic switch shall be protected by a directly associated fuse with a rated breaking capacity of 1500 A or circuit breaker with a rated current not exceeding 10 A. Installation must be carried out with the system switched off.

REACH (EU) Regulation no. 1907/2006 – Art.33. The product may contain traces of lead

The Apple, iPhone and iPad logos are trademarks of Apple Inc., registered in the United States and in other Countries and Regions. App Store is a service trademark of Apple Inc. Google is a trademark of Google LLC. Amazon, Alexa and all related logos are trademarks of Amazon.com, Inc. or its affiliates.

DETTAGLI DISPOSITIVO, CONFIGURAZIONE E INFORMAZIONI RAEE SCARICABILI IN PDF DALLA SCHEDA PRODOTTO SU www.vimar.com



Frequently Asked Questions

Q: Where can I find detailed device information and configuration details

A: You can download the device details, configuration, and WEEE information in PDF format from the product data-sheet available on www.vimar.com.

Q: What are the compatible voice assistants for the SMART HOME VIEW WIRELESS 03982?

A: The device is compatible with Alexa, Google Assistant, Siri, and Homekit.

Q: Can the blind actuator be controlled remotely?

A: Yes, you can control the blind actuator remotely using the designated app on your smartphone or tablet.

Viale Vicenza, 14
36063 Marostica VI – Italy www.vimar.com

Documents / Resources



[VIMAR 03982 IoT Connected Roller Shutter Module](#) [pdf] Instructions

03982, 03982 IoT Connected Roller Shutter Module, IoT Connected Roller Shutter Module, Roller Shutter Module, Shutter Module, Module

References

- [. Spend less. Smile more.](#)
- [Home automation, electrical equipment, smart home - Vimar energia positiva](#)
- [Home automation, electrical equipment, smart home - Vimar energia positiva](#)
- [User Manual](#)

[Manuals+](#), [Privacy Policy](#)

This website is an independent publication and is neither affiliated with nor endorsed by any of the trademark owners. The "Bluetooth®" word mark and logos are registered trademarks owned by Bluetooth SIG, Inc. The "Wi-Fi®" word mark and logos are registered trademarks owned by the Wi-Fi Alliance. Any use of these marks on this website does not imply any affiliation with or endorsement.