



## VIMAR 02084 CALL-WAY Landing LED Lamp Instruction Manual

[Home](#) » [VIMAR](#) » VIMAR 02084 CALL-WAY Landing LED Lamp Instruction Manual 

### Contents

- [1 VIMAR 02084 CALL-WAY Landing LED Lamp](#)
- [2 Wall Installation](#)
- [3 CONNECTIONS](#)
- [4 OPERATION](#)
- [5 INSTALLATION RULES](#)
- [6 REGULATORY COMPLIANCE](#)
- [7 Documents / Resources](#)
- [8 Related Posts](#)



# VIMAR

### VIMAR 02084 CALL-WAY Landing LED Lamp



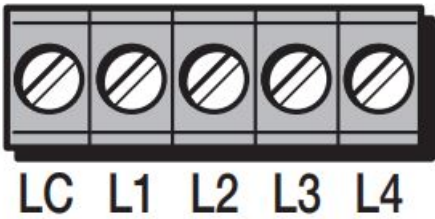
Wall Installation

Landing LED lamp, four colors (green, white, red, amber), wall installation

The device, installed in hallways and near room doors, uses color combinations to show the different types of calls made by patients or the nursing staff and any diagnostic messages.

CONNECTIONS

CONNECTIONS.




















LC	L1	L2	L3	L4
Common positive	Red light	Greenlight	White light	Orange light (only lamps with 4 sections)

See the instruction sheet of items 14501.AB, 14503.AB and 14504. AB.

OPERATION

CALLER	TYPE OF CALL	IDENTIFICATION (DIN VDE 0834-1: 2000-04)	WARNING	CALL METHOD
--------	--------------	--	---------	-------------

PATIENTS	Normal call	Nurse call		The patient makes a call from the room to the nurse's station. The patient (or a family member), presses the button on the communication terminal or on the display module (it is equivalent to a call from a keypad).
	Bathroom/WC call		 	The patient makes a call from the bathroom to the nurse's station.
STAFF ON DUTY (nurse)	Call for assistance	Emergency call (second presence)	  	The nurse, with presence inserted, repeats the call from the keypad or the button on the communication terminal or the display module.
	Call for assistance in bathroom/WC		   	The nurse, with the presence of the bathroom inserted, repeats the call from the bathroom.
	Doctor call (emergency)	Emergency call	 	The nurse must hold down the call button for 3 seconds or press, again for 3 sec and with presence inserted, the button on the communication terminal or the display module.

	Doctor call bathroom/WC		  	The nurse, with the presence of the bathroom inserted, must pull the bathroom ceiling pull-cord for approximately 3 sec.
DIAGNOSTICS	Diagnostics call		 	Possible when connecting an electro-medical instrument with a clean contact output.



**LIGHT ON steady**



**LIGHT flashing at intervals of 1 sec**



**LIGHT flashing at Intervals of 0.3 Sec**


## INSTALLATION RULES

Installation should be carried out by qualified personnel in compliance with the current regulations regarding the installation of electrical equipment in the country where the products are installed.

## REGULATORY COMPLIANCE

- EMC directive. Standards EN6095-1, EN61000-6-1, EN61000-6-3.
- REACH (EU) Regulation no. 1907/2006 – Art.33. The product may contain traces of lead.

## Documents / Resources



[VIMAR 02084 CALL-WAY Landing LED Lamp](#) [pdf] Instruction Manual  
02084, CALL-WAY Landing LED Lamp