

VIKYLIN
NVR Network Video Recorder
IP Camera System



VIKYLIN NVR Network Video Recorder IP Camera System User Guide

[Home](#) » [VIKYLIN](#) » VIKYLIN NVR Network Video Recorder IP Camera System User Guide 

Contents

- [1 VIKYLIN NVR Network Video Recorder IP Camera System](#)
- [2 Specifications](#)
- [3 Frequently Asked Questions](#)
- [4 Documents / Resources](#)
 - [4.1 References](#)



VIKYLIN NVR Network Video Recorder IP Camera System




Specifications

- Product Name: NVR (Network Video Recorder)
- Storage: Hard Disk Drive (HDD) compatible
- Recording Modes: Continuous Recording

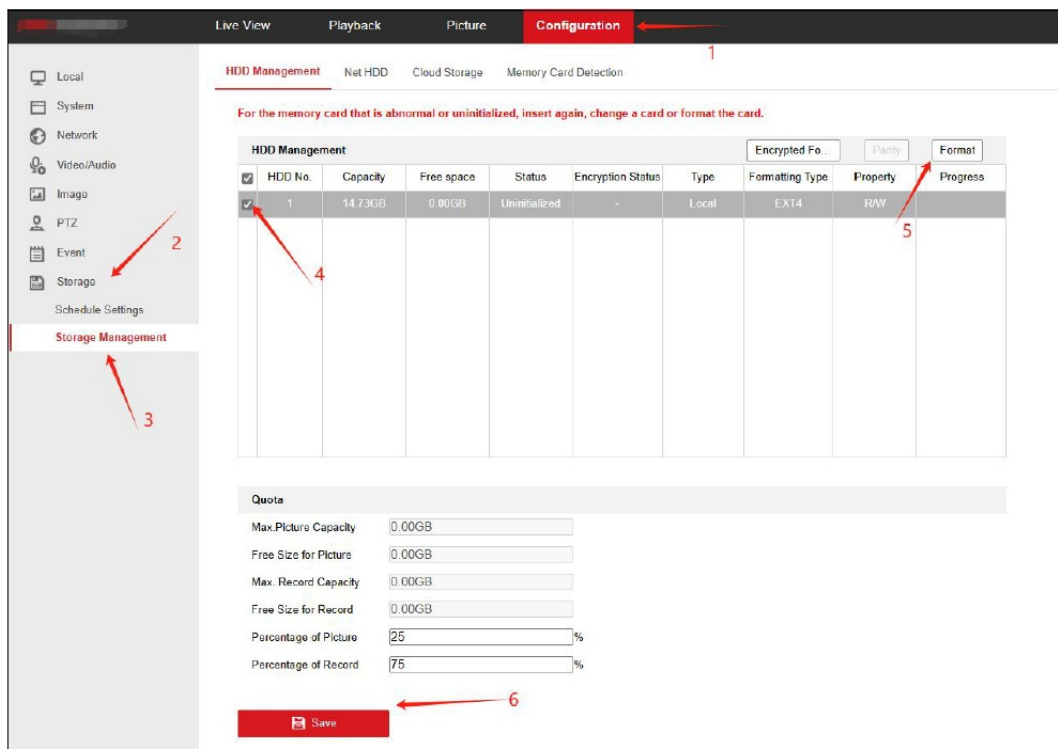
- Color Coding: Timeline color coding available

Record Configuration:

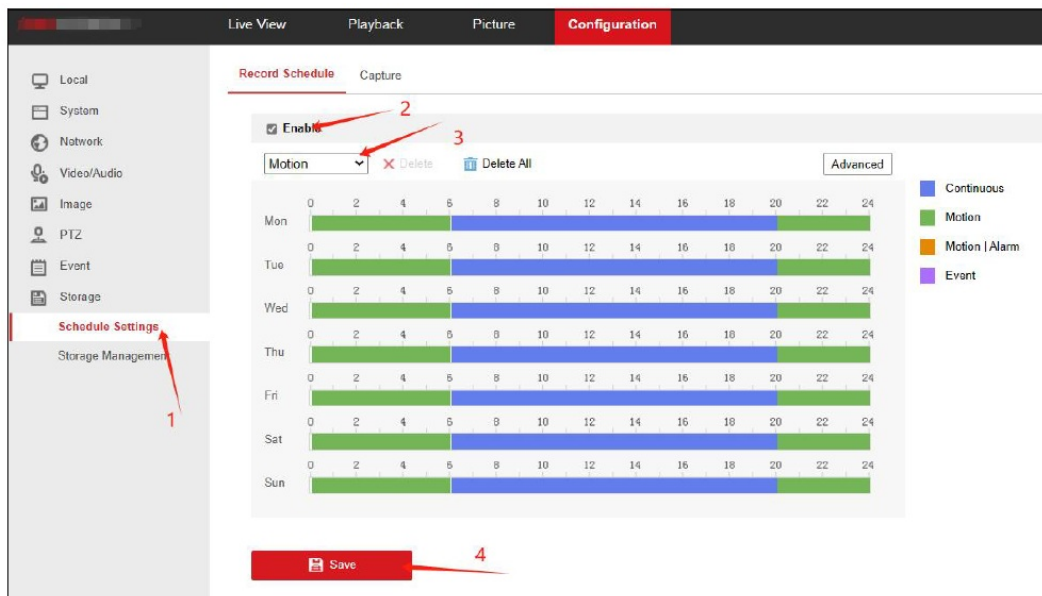
1. Open the NVR back cover and connect the hard disk to the motherboard.
2. Install the hard disk in the back of the NVR.



3. Log in to the NVR web interface and navigate to the storage page.
4. Select the drive where you connected the hard disk and proceed to format it.



5. Set the recording format:
 - If you want continuous recording, select the "Continuous" option. At 3, color the timeline green.
 - Color code the timeline by selecting green for easy identification.



Frequently Asked Questions


Q: Can I use any brand of hard disk with the NVR?

A: It is recommended to use compatible hard disk drives to ensure optimal performance and compatibility with the NVR system.

Q: How do I access the NVR web interface?

A: You can access the NVR web interface by entering the NVR's IP address in a web browser on a device connected to the same network as the NVR.

Documents / Resources

	<p>VIKYLIN NVR Network Video Recorder IP Camera System [pdf] User Guide NVR Network Video Recorder IP Camera System, Video Recorder IP Camera System, Recorder IP Camera System, IP Camera System, Camera System</p>
---	--

References

- [User Manual](#)

[Manuals+](#), [Privacy Policy](#)

This website is an independent publication and is neither affiliated with nor endorsed by any of the trademark owners. The "Bluetooth®" word mark and logos are registered trademarks owned by Bluetooth SIG, Inc. The "Wi-Fi®" word mark and logos are registered trademarks owned by the Wi-Fi Alliance. Any use of these marks on this website does not imply any affiliation with or endorsement.