



## VIKING PI-1A Interface Your Paging System User Manual

[Home](#) » [VIKING](#) » VIKING PI-1A Interface Your Paging System User Manual 

# VIKING

SECURITY & COMMUNICATION

DESIGNED, MANUFACTURED, AND SUPPORTED IN THE USA

PRODUCT

MANUAL

PI-1A

Telecom Paging

Interface

April 15, 2021

User Manual



## Contents

- [1 PI-1A Interface Your Paging System](#)
- [2 Features](#)
- [3 Applications](#)
- [4 Specifications](#)
- [5 Features Overview](#)
- [6 Installation and Programming](#)
- [7 Warranty](#)
- [8 Documents / Resources](#)
  - [8.1 References](#)
- [9 Related Posts](#)

## PI-1A Interface Your Paging System

Interface Your Paging System with Nearly Any Phone System!

Viking's Telecom Paging Interface allows you to provide paging from nearly any phone system instead of from a microphone. You can also provide background music and an electronic night bell over the audio system.

The PI-1A features a built-in voice-activated (VOX) relay which provides DPDT contacts for muting background music during paging. The relay is also activated by AC ring for providing an electronic night bell. These contacts are necessary when interfacing with systems such as Panasonic, South Western Bell, Intertel, etc., which do not provide a paging contact closure.

In the event a paging port is not available, the PI-1A can provide a talking battery to allow connection of the public address system to an unused line/trunk input on the phone system.

The electronic night bell feature is activated by a standard ringing analog PABX/KSU station circuit or by a common audible contact closure provided by an electronic key system. The ring pitch and volume are adjustable allowing you to differentiate between multiple ringing lines.

## Features

- Floating 600-ohm output
- Selectable 22V DC talk battery for interfacing with unused phone system line input/trunk ports
- Paging port interface
- Ringing analog line input for night bell
- Contact closure input for night bell
- DPDT normally opens and normally closed VOXactivated contacts for cutting out background music
- Adjustable VOX contact time-out
- Adjustable VOX trigger sensitivity
- Adjustable ring volume
- Adjustable ring pitch
- Wall mount housing, (2) #6 x ¾ Panhead screws included

## Applications

- Integrate your public address system with nearly any phone system
- Cut out background music during a paging
- Electronic night bell from ringing line or contact closure

**Note:** The PI-1A is not compatible with ring trip paging applications. See Viking models FXI-1A (DOD 494), PA-15 (DOD 486), or RAD-1A (DOD 410).

## Specifications

Power: 120V AC/12V DC 500mA, UL listed adapter provided

Dimensions: 4.38" x 2.97" x 1.38" (111mm x 76mm x 36mm) Shipping Weight: 1.06 lbs (0.48 kg)

Environmental: 32°F to 90°F (0°C to 32°C) with 5% to 95% non-condensing humidity

Relay Contacts: 30V DC@1A, 110V DC@0.3A, 125V AC @ 0.5A

Maximum Ring Output: 0.5V AC RMS no load, 0.4V AC RMS @ 600 ohms

VOX Minimum Audio Signal to Activate Relay: At 1KHz with VOX sensitivity POT set to a minimum: -17dbm, with POT set to a maximum: -37dbm

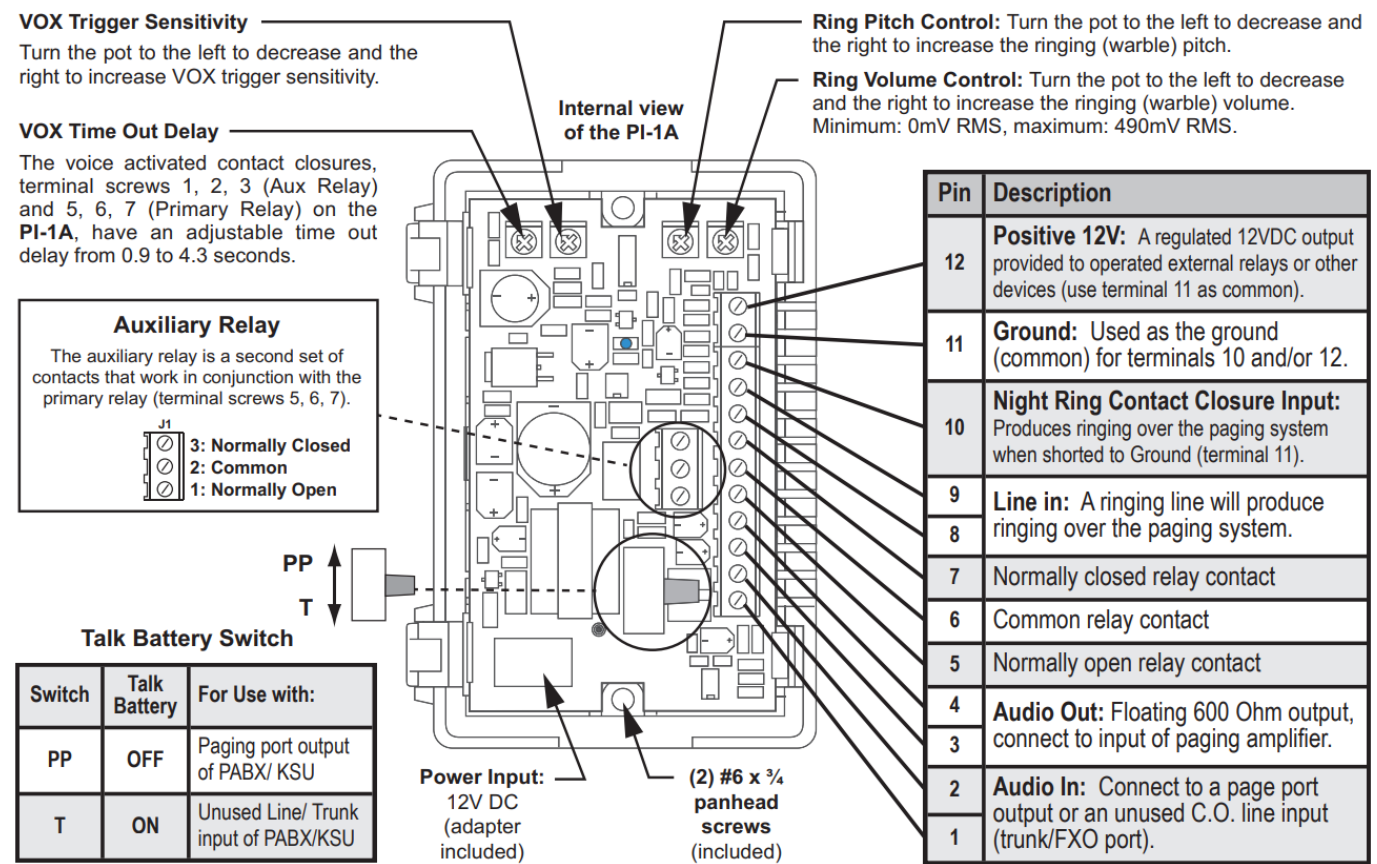
VOX Time Out Delay: 0.9 seconds minimum and 4.3 seconds maximum

Talk Battery: 22V DC

## Features Overview



**IMPORTANT:** Electronic devices are susceptible to lightning and power station electrical surges from both the AC outlet and the telephone line. It is recommended that a surge protector be installed to protect against such surges.



## Installation and Programming

### A. Paging

#### 1. Paging Port

Step 1.	Move the Talk Battery Switch to the PP position.
Step 2.	Connect terminals 1 & 2 to the paging port.
Step 3.	Connect terminals 3 & 4 to line-level input on the amplifier.

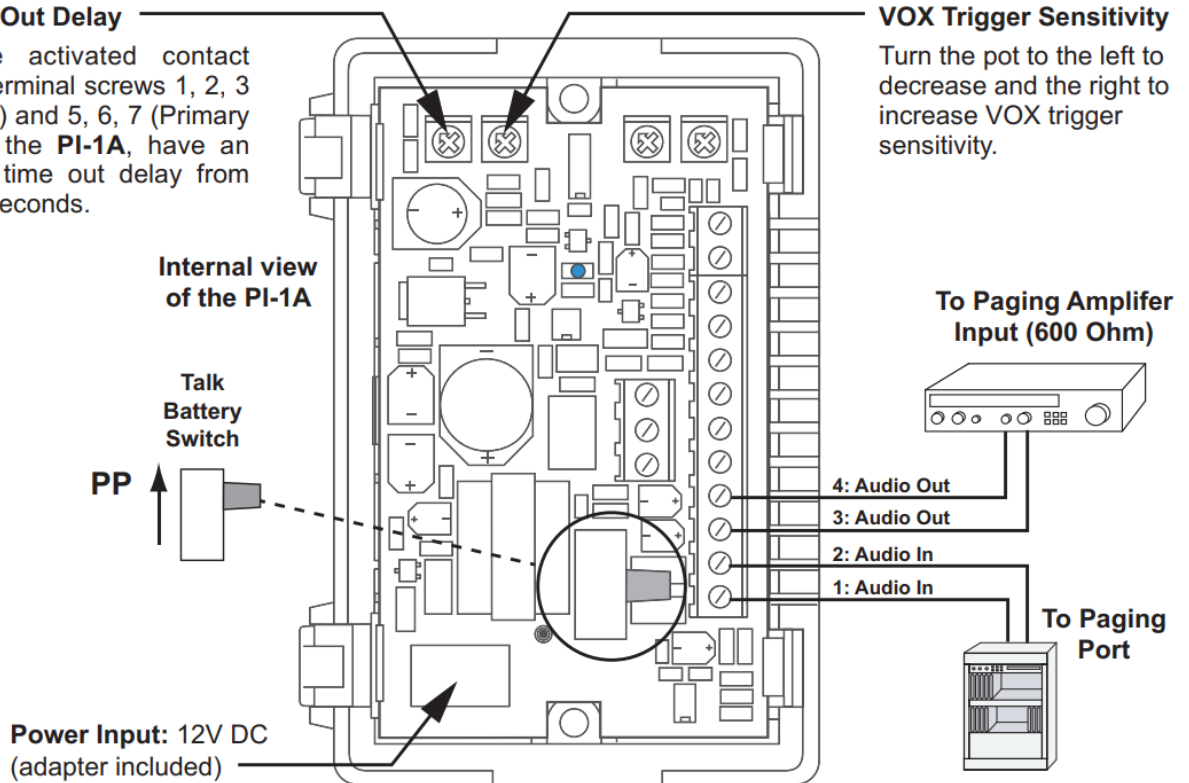
**Important:** The VOX trigger sensitivity should not need adjusting unless: the PI-1A is disconnecting in the middle of a page (turn clockwise to increase sensitivity if this happens) or the PI-1A is not disconnecting on periods of silence longer than the VOX time-out delay (turn counterclockwise to decrease sensitivity if this happens).

#### VOX Time Out Delay

The voice activated contact closures, terminal screws 1, 2, 3 (Aux Relay) and 5, 6, 7 (Primary Relay) on the **PI-1A**, have an adjustable time out delay from 0.9 to 4.3 seconds.

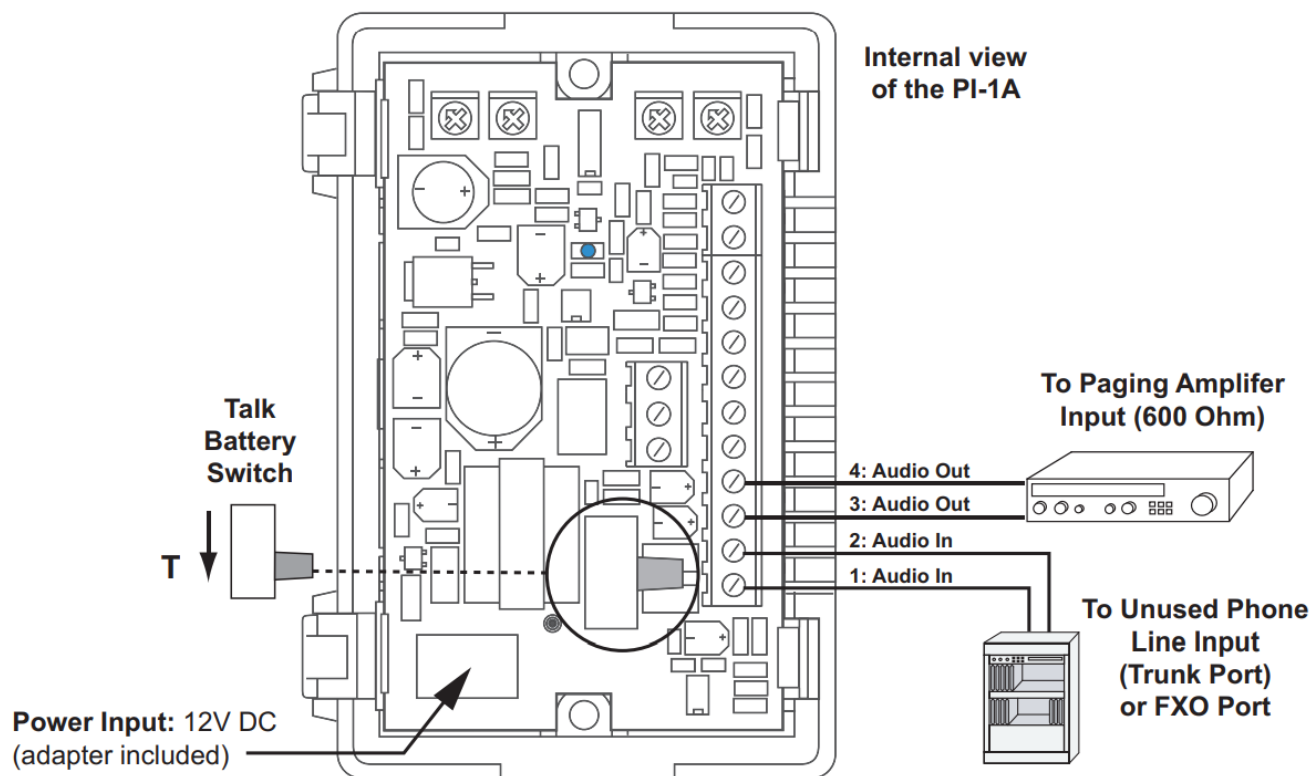
#### VOX Trigger Sensitivity

Turn the pot to the left to decrease and the right to increase VOX trigger sensitivity.



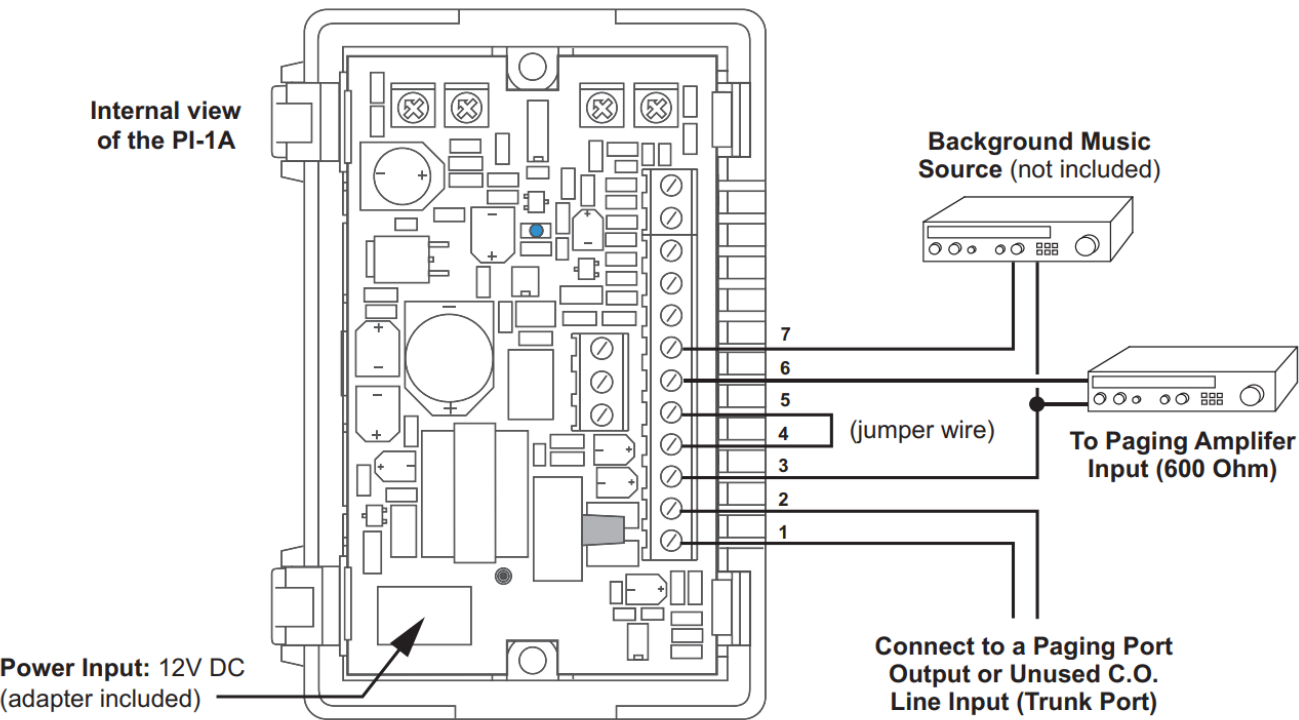
## 2. Trunk / FXO Port

Step 1.	Move the Talk Battery Switch to the T position.
Step 2.	Connect terminals 1 & 2 to the trunk/FXO port.
Step 3.	Connect terminals 3 & 4 to a line-level input on your amplifier.



### B. Adding Background Music to Your Paging System in All Page Modes

Step 1.	Connect a background music source to terminals 3 & 7.
Step 2.	Connect a jumper wire between terminals 4 & 5.
Step 3.	Connect a line-level input on your amplifier to terminals 3 & 6.



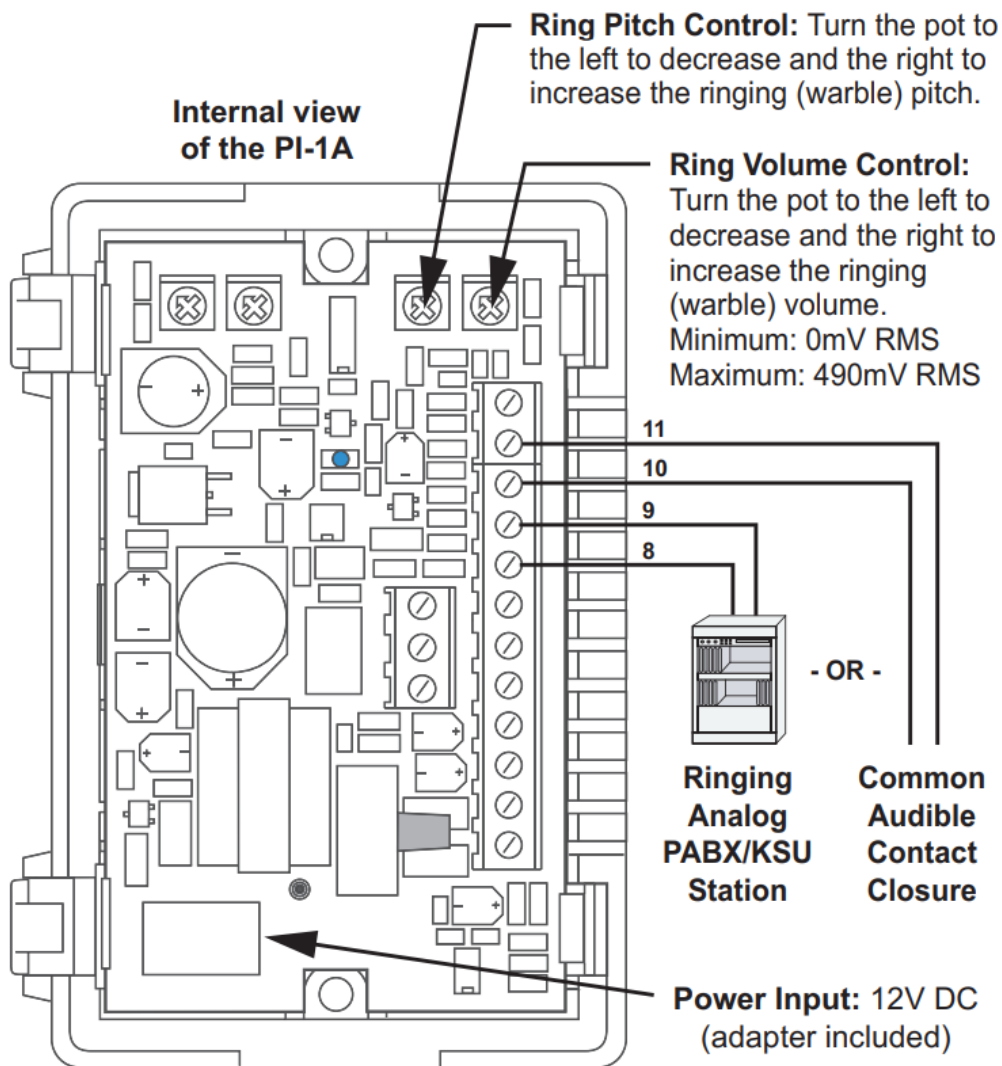
### C. Loud Ringing / Night Bell

#### 1. Ringing Analog Line

Step 1.	Connect terminals 8 & 9 to a ringing line, FXS, or analog PABX station.
Step 2.	Adjust the Ring Pitch Control as desired.
Step 3.	Adjust the Ring Volume Control as desired.

## 2. Dry Contact (Common Audible) Closure from Phone System

Step 1.	Connect terminals 10 & 11 to the common audible dry contact closure.
Step 2.	Adjust the Ring Pitch Control as desired.
Step 3.	Adjust the Ring Volume Control as desired.



**Note:** Either method may be used.

## Warranty

**IF YOU HAVE A PROBLEM WITH A VIKING PRODUCT, CONTACT VIKING TECHNICAL SUPPORT AT: 715-386-8666**

Our Technical Support Department is available for assistance Monday through Friday 8:00 am – 5:00 pm central time. Before you call, please:

1. Know the model number, the serial number, and what software version you have (see serial label).

2. Have the Product Manual in front of you.
3. It is best if you are on site.

## **RETURNING PRODUCT FOR REPAIR**

This procedure is for equipment that needs repair:

1. Customers must contact Viking's Technical Support Department at 715-386-8666 to obtain a Return Authorization (RA) number. The customer MUST have a complete description of the problem, with information regarding the defect, such as options set, conditions, symptoms, methods to duplicate problem, frequency of failure, etc.

2. Packing: Return equipment in the original box or in proper packing so that damage will not occur while in transit.

The original product boxes are not designed for shipping – an overpack box is required to prevent damage in transit. Static-sensitive equipment such as a circuit board should be in an anti-static bag, sandwiched between foam, and individually boxed. All equipment should be wrapped to avoid packing material lodging in or sticking to the equipment. Include ALL parts of the equipment. C.O.D. or freight collect shipments cannot be accepted.

Ship cartons prepaid to VIKING ELECTRONICS

1531 INDUSTRIAL STREET

HUDSON, WI 54016

3. Return shipping address: Include your return shipping address inside the box. We cannot ship to a PO Box.
4. RA number on the carton: In large printing, write the RA number on the outside of each carton being returned.

## **RETURNING PRODUCT FOR EXCHANGE**

This procedure is for equipment that has failed out-of-box (within 10 days of purchase):

1. Customers must contact Viking's Technical Support at 715-386-8666 to determine possible causes for the problem. The customer MUST be able to step through recommended tests for diagnosis.
2. If the Technical Support Product Specialist determines that the equipment is defective based on the customer's input and troubleshooting, a Return Authorization (RA) number will be issued. This number is valid for fourteen (14) calendar days from the date of issue.
3. After obtaining the RA number, return the approved equipment to your distributor. Please reference the RA number on the paperwork being shipped back with the unit(s), and also the outside of the shipping box. The original product boxes are not designed for shipping – an overpack box is required to prevent damage in transit. Once your distributor receives the package, they will replace the product over the counter at no charge. The distributor will then return the product to Viking using the same RA number.
4. The distributor will NOT exchange this product without first obtaining the RA number from you.

If you haven't followed the steps listed in 1, 2, and 3 above, be aware that you will have to pay a restocking charge.

## **TWO-YEAR LIMITED WARRANTY**

Viking warrants its products to be free from defects in the workmanship or materials, under normal use and service, for a period of two years from the date of purchase from any authorized Viking distributor. If at any time during the warranty period, the product is deemed defective or malfunctions, return the product to Viking Electronics, Inc., 1531 Industrial Street, Hudson, WI., 54016.

Customers must contact Viking's Technical Support Department at 715-386-8666 to obtain a Return Authorization (R.A.) number.

This warranty does not cover any damage to the product due to lightning, over-voltage, under-voltage, accident, misuse, abuse, negligence, or any damage caused by the use of the product by the purchaser or others. This warranty does not cover non-EWP products that have been exposed to wet or corrosive environments. This warranty does not cover stainless steel surfaces that have not been properly maintained.

NO OTHER WARRANTIES. VIKING MAKES NO WARRANTIES RELATING TO ITS PRODUCTS OTHER THAN AS DESCRIBED ABOVE AND DISCLAIMS ANY EXPRESS OR IMPLIED WARRANTIES OR MERCHANTABILITY OR FITNESS FOR ANY PARTICULAR PURPOSE.

EXCLUSION OF CONSEQUENTIAL DAMAGES. VIKING SHALL NOT, UNDER ANY CIRCUMSTANCES, BE LIABLE TO THE PURCHASER, OR ANY OTHER PARTY, FOR CONSEQUENTIAL, INCIDENTAL, SPECIAL, OR EXEMPLARY DAMAGES ARISING OUT OF OR RELATED TO THE SALE OR USE OF THE PRODUCT SOLD HEREUNDER.

EXCLUSIVE REMEDY AND LIMITATION OF LIABILITY. WHETHER IN AN ACTION BASED ON CONTRACT, TORT (INCLUDING NEGLIGENCE OR STRICT LIABILITY), OR ANY OTHER LEGAL THEORY, ANY LIABILITY OF VIKING SHALL BE LIMITED TO REPAIR OR REPLACEMENT OF THE PRODUCT, OR AT VIKING'S OPTION, REFUND OF THE PURCHASE PRICE AS THE EXCLUSIVE REMEDY AND ANY LIABILITY OF VIKING SHALL BE SO LIMITED.


IT IS EXPRESSLY UNDERSTOOD AND AGREED THAT EACH AND EVERY PROVISION OF THIS AGREEMENT WHICH PROVIDES FOR DISCLAIMER OF WARRANTIES, EXCLUSION OF CONSEQUENTIAL DAMAGES, AND EXCLUSIVE REMEDY AND LIMITATION OF LIABILITY, ARE SEVERABLE FROM ANY OTHER PROVISION AND EACH PROVISION IS A SEPARABLE AND INDEPENDENT ELEMENT OF RISK ALLOCATION AND IS INTENDED TO BE ENFORCED AS SUCH.

## Product Support: (715) 386-8666

Due to the dynamic nature of the product design, the information contained in this document is subject to change without notice. Viking Electronics, its affiliates, and/or subsidiaries assume no responsibility for errors and omissions contained in this information. Revisions of this document or new editions of it may be issued to incorporate such changes.

Printed in the U.S.A.  
ZF302910 Rev A

## Documents / Resources

	<p><a href="#">VIKING PI-1A Interface Your Paging System</a> [pdf] User Manual</p> <p>PI-1A Interface Your Paging System, PI-1A, Interface Your Paging System, Interface, Paging System</p>
---	---

## References

- [V Security & Communication Systems - Access Control | Viking Electronics, Inc](#)