



VIKING PA-IP SIP Multicast Paging Adapter with Amplifier User Guide

[Home](#) » [VIKING](#) » VIKING PA-IP SIP Multicast Paging Adapter with Amplifier User Guide 

VIKING PA-IP SIP Multicast Paging Adapter with Amplifier



Contents

1 Out-of-Box

- 1.1 Verify that you have received all of the parts listed
- 1.2 Download the product manual
- 1.3 Download and install the programming software

2 Power Source

3 Network Port Settings

4 Features Overview




5 Documents / Resources

5.1 References

6 Related Posts

Out-of-Box

Verify that you have received all of the parts listed

	PA-IP Paging Adapter Qty: 1
	11-position terminal block Qty: 1
	2.5mm Slotted Bit Qty: 1

Download the product manual

Scan the QR code to open and download the product manual



– OR –

1. Go to www.vikingelectronics.com and enter PA-IP in the search box
2. Click PA-IP in the search results
3. Click Product Manual to open and download the PDF

Download and install the programming software

1. Go to www.vikingelectronics.com and enter PA-IP in the search box
2. Click PA-IP in the search results
3. Scroll down the page to Downloads, click **IP Programming Software**
4. Install the programming software by saving or opening the file and then clicking on **setup Viking IP Programming.exe**
5. Follow the prompts on your screen to complete software installation

Power Source

Select **PoE Switch** or **PoE Injector** that meets the following requirements:

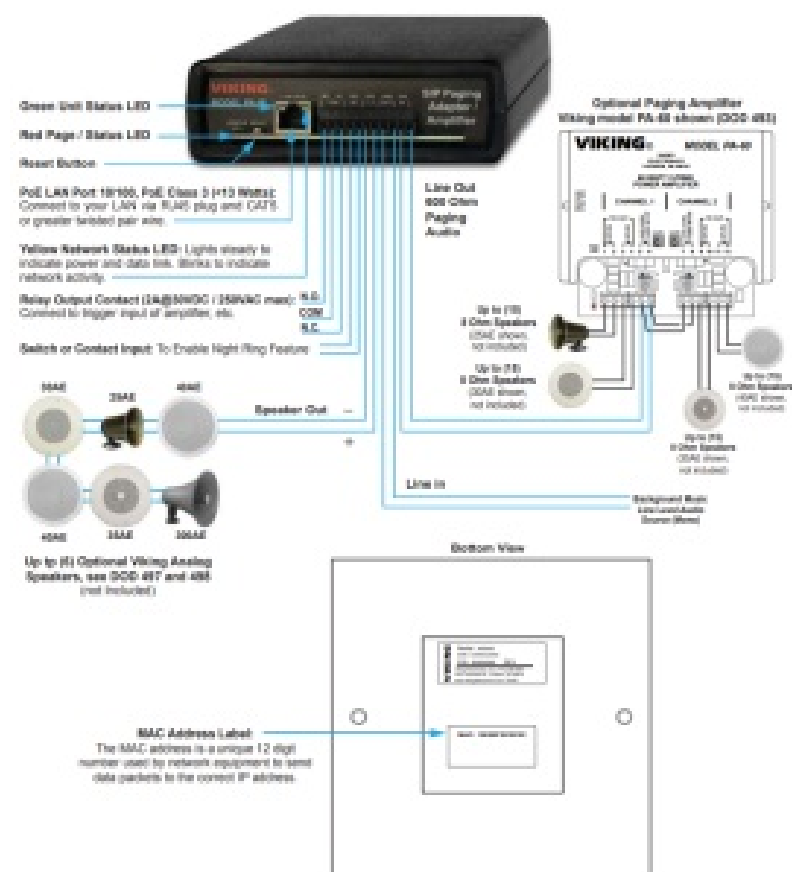
1. IEEE 802.3af / 802.3at / 802.3bt compliant
2. Capable of providing at least 13 Watts (class 0 or class 3)

Note: CAT5e (or higher) cable recommended

Network Port Settings

- Make sure the port is not in trunk mode
- Make sure port is capable of 100mbps full duplex
- Disable Spanning Tree Protocol (STP) or enable Port fast

Features Overview




See the Product Manual for complete installation and programming instructions. Questions?
Call Viking Product Support: **715-386-8666**

Due to the dynamic nature of the product design, the information contained in this document is subject to change without notice. Viking Electronics, and its affiliates and/or subsidiaries assume no responsibility for errors and omissions contained in this information. Revisions of this document or new editions of it may be issued to incorporate such changes.

VIKING

Documents / Resources

 <p>VIKING Electronics, Inc. QUICK START GUIDE SIP Multicast Paging Adapter with Amplifier</p> <p>1.0 Introduction</p> <p>1.1 Safety and Compliance</p> <p>1.2 Installation and Setup</p> <p>1.3 Operation and Programming</p> <p>2.0 Power Source</p> <p>3.0 Network Port Settings</p>	<p>VIKING PA-IP SIP Multicast Paging Adapter with Amplifier [pdf] User Guide</p> <p>PA-IP, SIP Multicast Paging Adapter with Amplifier</p>
--	--

References

- **V** [Security & Communication Systems - Access Control | Viking Electronics, Inc](#)

Manuals+.