



# ViewSonic VA708a LCD Display User Guide

[Home](#) » [Viewsonic](#) » ViewSonic VA708a LCD Display User Guide 

## Contents

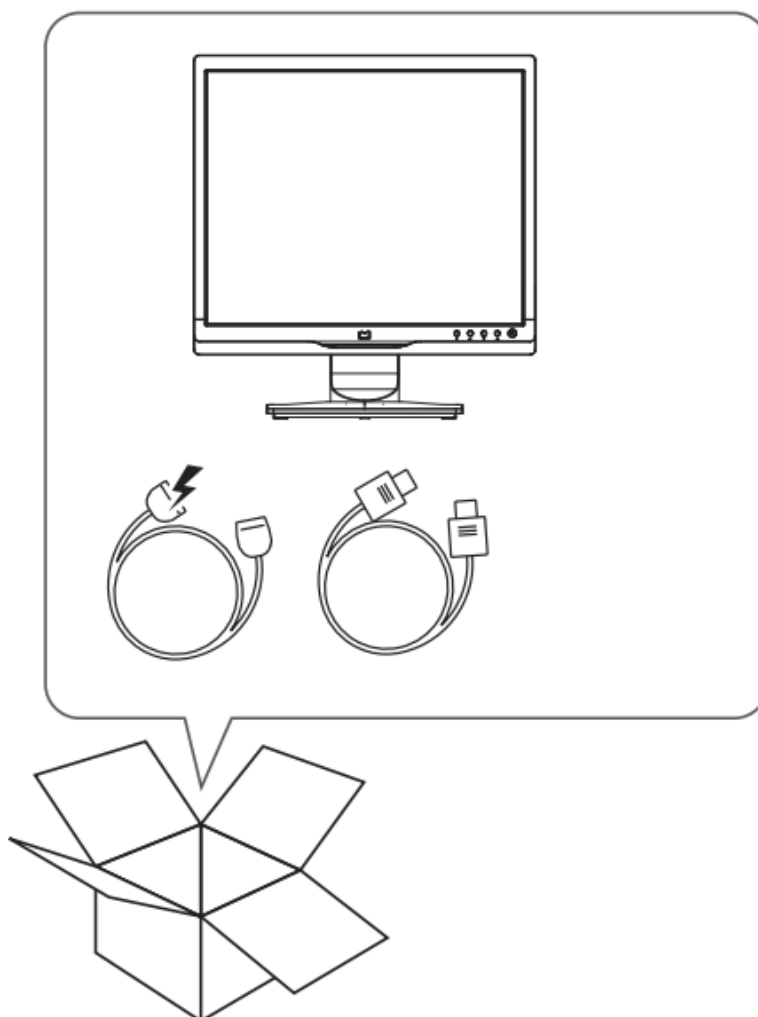
- [1 ViewSonic VA708a LCD Display](#)
- [2 WHAT IN THE BOX](#)
- [3 INSTALLATION](#)
- [4 CONNECTION](#)
- [5 Product Information](#)
- [6 Product Usage Instructions](#)
- [7 INSTALLATION](#)
- [8 FCC Compliance Statement](#)
- [9 QR SCAN](#)
- [10 Documents / Resources](#)
  - [10.1 References](#)
- [11 Related Posts](#)




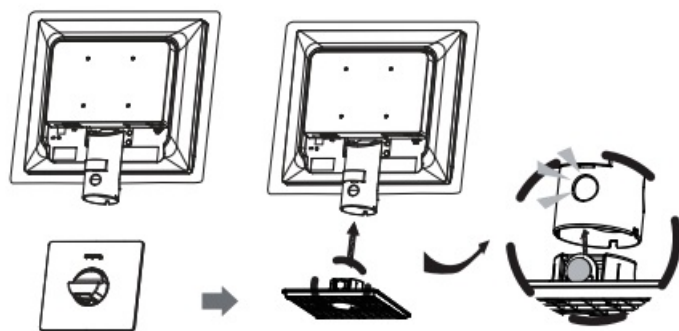
**ViewSonic VA708a LCD Display**



## WHAT IN THE BOX



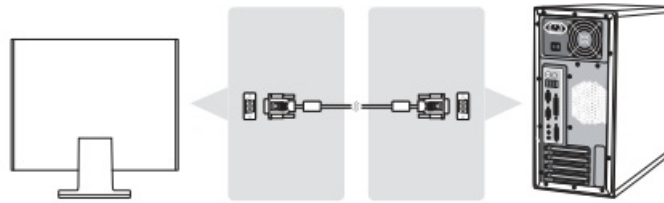
## INSTALLATION



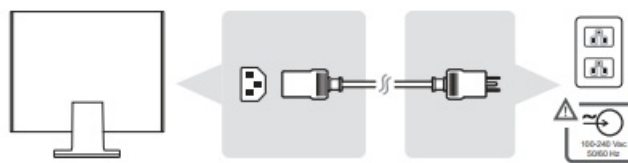
## CONNECTION



1



2



3



## Product Information

The ViewSonic VA708a is a display monitor. It has a voltage range of 100-240 Vac and operates at 50/60 Hz. The Limited Warranty for this product may or may not be included in the packaging depending on the country or region. It can be found on the ViewSonic website.

## Product Usage Instructions

1. Connect the power cable to the display monitor and plug it into an electrical outlet.
2. Connect the VGA or HDMI cable to the display monitor and your computer.
3. Press the power button to turn on the display monitor.
4. Adjust the display settings according to your preferences using the buttons located on the back of the monitor.
5. If you encounter any technical issues or errors, please refer to the user guide or visit the ViewSonic website for assistance.

## INSTALLATION

- Depending on the country or region, the Limited Warranty may or may not be included in the packaging. If the Limited Warranty is not included in the packaging, it can be found on the ViewSonic website.
- When connecting the display to an external device (PC, etc.), please use the included video cable and accessories and follow the instructions in this manual.

- The standard of the included power accessory and video cable may differ depending on your country, region, or environment. For details on the included items, please refer to our product page and user guide. (if the space is not enough, remove the sentence is acceptable)
- Please contact our Customer Support Center for inquiries about the product.
- ViewSonic shall not be liable for technical or editorial errors or omissions contained herein.

## FCC Compliance Statement

This device complies with part 15 of FCC Rules. Operation is subject to the following two conditions:

1. This device may not cause harmful interference
2. This device must accept any interference received, including interference that may cause undesired operation.

**Industry Canada ICES-003 Compliance:** CAN ICES-003(B) / NMB-003(B)

## Declaration of RoHS2 Compliance

This product has been designed and manufactured in compliance with Directive 2011/65/EU of the European Parliament and the Council on restriction of the use of certain hazardous substances in electrical and electronic equipment (RoHS2 Directive) and is deemed to comply with the maximum concentration values issued by the European Technical Adaptation Committee (TAC).

## QR SCAN



[www.viewsonic.com](http://www.viewsonic.com)



<http://www.viewsonicglobal.com/q/VA708a>

Model No. VS15826 / P/N: VA708A

Copyright © 2022 ViewSonic Corporation. All rights reserved. VA708a\_QSG\_1d\_20220824

## Documents / Resources



[ViewSonic VA708a LCD Display](#) [pdf] User Guide  
VA708a LCD Display, VA708a, LCD Display, Display

## References

- [🌐 ViewSonic VA708a, 17 inch Monitor](#)