

ViewSonic
M1X Smart LED
Portable Projector



ViewSonic M1X Smart LED Portable Projector Owner's Manual

[Home](#) » [Viewsonic](#) » ViewSonic M1X Smart LED Portable Projector Owner's Manual 

Contents

- [1 ViewSonic M1X Smart LED Portable Projector](#)
- [2 Product Information](#)
- [3 Product Usage Instructions](#)
- [4 Frequently Asked Questions \(FAQ\)](#)
- [5 Key Features](#)
- [6 Product Description](#)
- [7 SPECIFICATION](#)
- [8 Documents / Resources](#)
 - [8.1 References](#)
- [9 Related Posts](#)



ViewSonic M1X Smart LED Portable Projector



Product Information

Specification

- **Native Resolution:** 854×480
- **Brightness:** 360 (LED Lumens)
- **Contrast Ratio:** 120000:1
- **Display Color:** 1.07 Billion Colors LED
- **Light Source Type:** LED
- **Light Source Life (hours) with Normal Mode:** 60000
- **Lens:** F=1.7, f=5.5mm
- **Projection Offset:** 100%+/-5%
- **Throw Ratio:** 1.2
- **Optical Zoom:** Fixed
- **Image Size:** 24-100
- **Throw Distance:** 0.64m-2.66m (38@1m)
- **Keystone:** 26dB
- **Audible Noise (Normal):** 25dB
- **Local Storage:** Total 16GB (12GB available storage)
- **Input Lag:** 73ms
- **Resolution Support:** VGA(640 x 480) to FullHD(1920 x 1080)
- **HDTV Compatibility:** 480i, 480p, 576i, 576p, 720p, 1080i, 1080p
- **Horizontal Frequency:** 15K-102KHz
- **Vertical Scan Rate:** 23-120Hz
- **Power Consumption:** Normal: 35W Standby

Product Usage Instructions

Setting up the Projector

1. Place the projector on a flat surface at an appropriate distance from the screen.

2. Connect the power cord to the DC In port and plug it into a power source.
3. If using external devices, connect them to the HDMI, USB-C, or USB-A ports as needed.
4. If audio output is required, use the Audio Out port or connect via Bluetooth.

Adjusting Settings and Projection

1. Use the Touch Keypad to navigate through the projector's settings.
2. To focus the projection, adjust the Focus Ring accordingly.
3. If needed, adjust the keystone for a better image alignment.

Audio Features

1. The projector comes with built-in Harman Kardon Speakers for high-quality sound.
2. You can also connect external audio devices using the Audio Out port or Bluetooth functionality.

Frequently Asked Questions (FAQ)

• How do I update the projector's firmware?

To update the firmware of the projector, visit the official ViewSonic website and download the latest firmware version. Follow the instructions provided to install the update on your projector.

• Can I connect my smartphone to the projector wirelessly?

Yes, you can connect your smartphone wirelessly to the projector using the Wifi Input feature. Make sure both devices are connected to the same network and follow the on-screen instructions for wireless projection.

• What is the recommended operating temperature for the projector?



The recommended operating temperature for the projector is within the specified range in the user manual. Avoid using the projector in extreme temperatures to ensure optimal performance and longevity.

Key Features

- Patented 3-in-1 smart stand for 360° projection
- Side projection capability enabled by H/V keystone correction & 4-corner adjustment
- Powerful sound delivered by built-in Harman Kardon speakers
- Up to 4 hours of battery life with power bank compatibility
- Smart capabilities: Wi-Fi screen mirroring, USB-C streaming, and Bluetooth connectivity

Product Description

The M1X ultra-portable smart LED projector is your gateway to an exhilarating entertainment experience! Weigh in less than 1kg and boasting signature ViewSonic M1 series designs, it features a patented 3-in-1 smart stand for a 360-degree customizable projection angle, lens cover, and auto-power-on. With vivid colors on a massive up-to-100" screen and Harman Kardon speakers, immerse yourself indoors or outdoors in unparalleled audio-visual bliss. Its 4-hour battery life, power bank compatibility, and comprehensive H/V keystone correction with 4-corner adjustments make this lightweight projector your ultimate entertainment companion. Enjoy seamless connectivity, including Bluetooth, Wi-Fi, USB-C for direct content display from mobile devices – including the latest iPhone. Alternatively, plug in popular streaming devices like Chromecast, Apple TV, and Fire TV Stick, powered through the M1X's USB-A port.



1. Lens
2. Focus Ring
3. Touch Keypad
4. IR Receiver
5. Smart Stand
6. DC In (19V)
7. USB-C (5V/1.5A)
8. Audio Out
9. HDMI
10. USB-A (5V/1.5A)

SPECIFICATION

- **Native Resolution:** 854×480
- **Brightness:** 360 (LED Lumens)
- **Contrast Ratio:** 120000:1
- **Display Color:** 1.07 Billion Colors
- **Light Source Type:** LED
- **Light Source Life (hours) with Normal Mode:** 60000
- **Lens:** F=1.7, f=5.5mm
- **Projection Offset:** 100%+/-5%
- **Throw Ratio:** 1.2
- **Optical Zoom:** Fixed
- **Image Size:** 24"-100"
- **Throw Distance:** 0.64m-2.66m (38"@1m)
- **Keystone:** H: +/-40° , V: +/-40°
- **Audible Noise (Normal):** 26dB
- **Audible Noise (Eco):** 25dB

- **Local Storage:** Total 16GB (12GB available storage)
- **Input Lag:** 73ms
- **Resolution Support:** VGA(640 x 480) to Full HD(1920 x 1080)
- **HDTV Compatibility:** 480i, 480p, 576i, 576p, 720p, 1080i, 1080p
- **Horizontal Frequency:** 15K-102KHz
- **Vertical Scan Rate:** 23-120Hz
- **INPUT**
 - **HDMI:** 1 (HDMI 1.4/ HDCP 1.4)
 - **USB Type C:** 1 (5V/1.5A)
 - **Audio-in (Bluetooth):** 1 (BT4.2)
 - **USB Type A:** 1 (USB2.0 Reader)
 - **Wifi Input:** 1 (5Gn)
- **OUTPUT**
 - **Audio-out (3.5mm):** 1
 - **Audio-out (Bluetooth):** 1 (BT4.2)
 - **Speaker:** 3W Cube x2 (Full range x2)
 - **USB Type A (Power):** 1 (USB2.0 – 5V/1.5A, share with USB-A Input)
- **CONTROL**
 - **USB Type A (Services):** 1 (share with USB-A Input)
- **OTHERS**
 - **Power Supply Voltage:**
 - **Power adaptor:**
 - **Input:** 100~240V
 - **Output:** 19VDC / 3.26A
 - **Battery:** 12000mAh(4000mAh 3.7Vx3) (2.5hrs@Normal, 3hrs@Eco)
 - **Power Consumption:**
 - **Normal:** 35W
 - **Standby:** <0.5W
 - **Operating Temperature:** 0~35°C
 - **Carton:** Color
 - **Net Weight:** 0.8kg
 - **Gross Weight:** 1.87kg
 - **Dimensions (WxDxH) with Adjustment Foot:** 166x138x54mm
 - **Packing Dimensions:** 220 x 190 x 125 mm
 - **OSD Language:**

English, French, Spanish, Thai, Korean, German, Italian, Russian, Swedish, Dutch, Polish, Czech, T-Chinese, S-Chinese, Japanese, Turkish, Portuguese, Finnish, Indonesian, Hindi, Arabic, Vietnamese, Greek, Total 23 languages
 - **User Guide Language:**

English, S-Chinese, T-Chinese, Indonesian, Finnish, French, German, Italian, Japanese, Korean, Polish, Portuguese, Russian, Spanish, Swedish, Turkish, Arabic, Czech, Thai, Vietnamese, total 20 languages
- **STANDARD ACCESSORY**
 - **Power Cord:** 1
 - **USB-C Cable:** 1 (1m)



- **Remote Control:** 1 (BT w/o backlit)
- **QSG:** Yes
- **Warranty Card:** Yes (CN & JP)
- **Sleeve Bag:** Yes

Visit Us: www.viewsonic.com

Documents / Resources

	<p>ViewSonic M1X Smart LED Portable Projector [pdf] Owner's Manual M1X, M1X Smart LED Portable Projector, Smart LED Portable Projector, LED Portable Projector, Portable Projector, Projector</p>
---	---

References

-  [ViewSonic](#)
-  [M1X Smart LED Portable Projector with Harman Kardon Speakers - ViewSonic Europe](#)
- [User Manual](#)

[Manuals+](#), [Privacy Policy](#)

This website is an independent publication and is neither affiliated with nor endorsed by any of the trademark owners. The "Bluetooth®" word mark and logos are registered trademarks owned by Bluetooth SIG, Inc. The "Wi-Fi®" word mark and logos are registered trademarks owned by the Wi-Fi Alliance. Any use of these marks on this website does not imply any affiliation with or endorsement.