



## Viessmann LED Luminaire with Patent Socket User Manual

[Home](#) » [VIESSMANN](#) » Viessmann LED Luminaire with Patent Socket User Manual 

### Viessmann LED Luminaire with Patent Socket User Manual



This product is not a toy. Not suitable for children under 14 years! Keep these instructions!

#### Contents

- [1 Important Information](#)
- [2 Mounting and Connection](#)
- [3 Documents / Resources](#)
  - [3.1 References](#)
- [4 Related Posts](#)

### Important Information

Before using this product for the first time read this user guide completely and attentively.

#### Using the Product for its correct Purpose

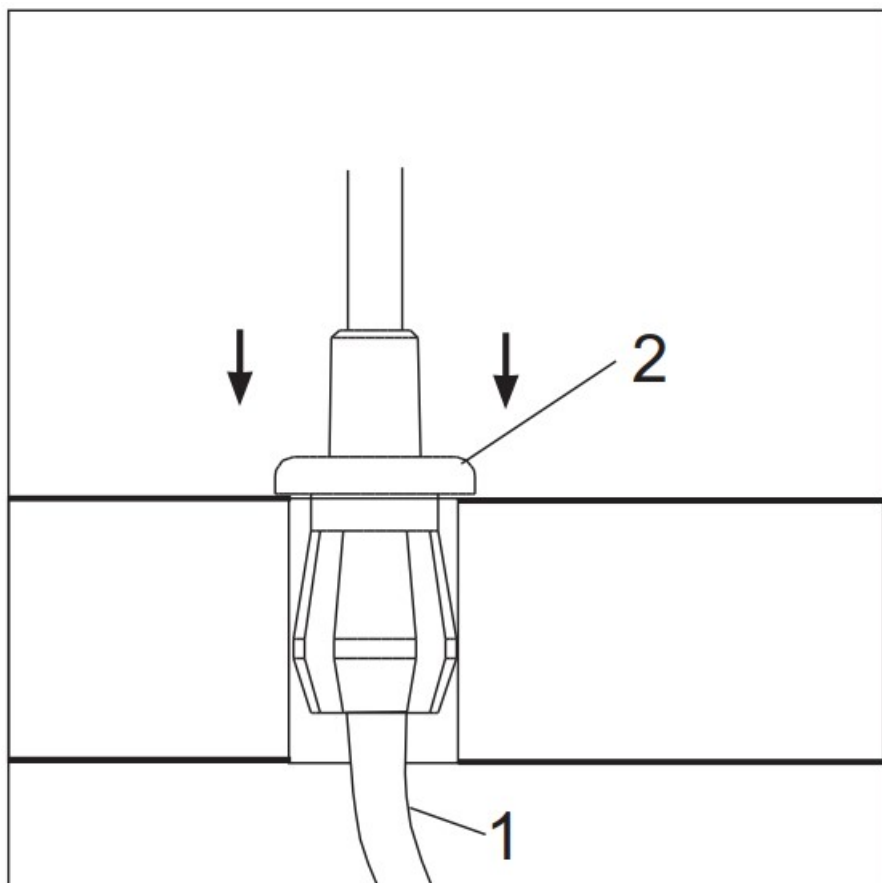
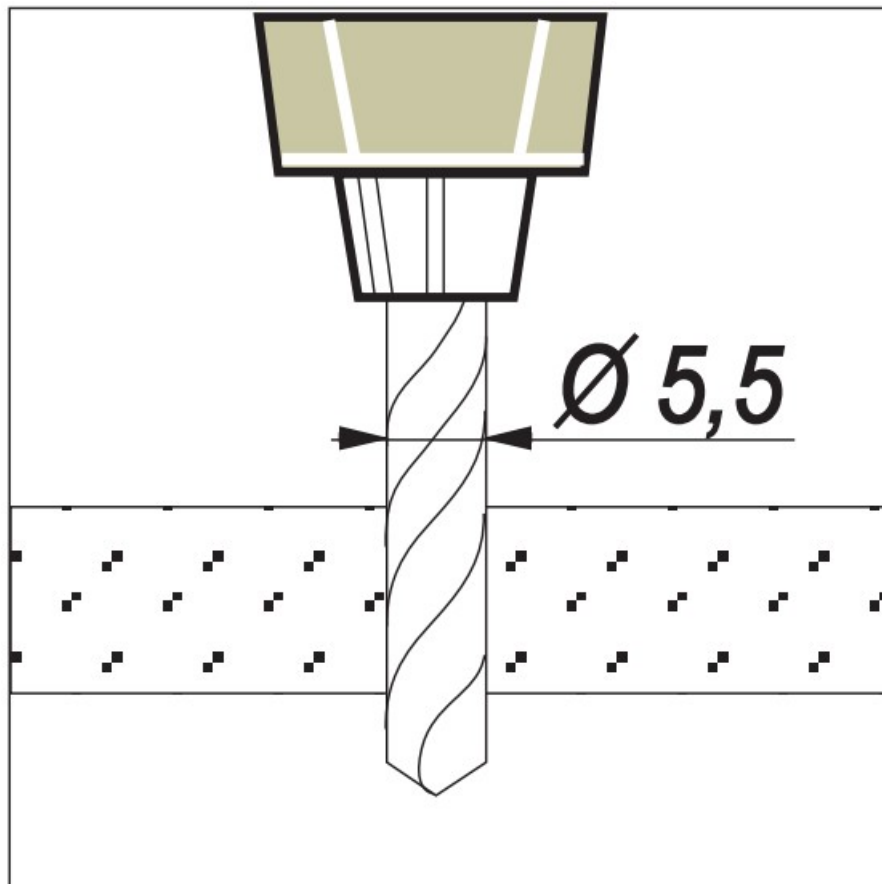
This product is designed

- for mounting into a model layout
- for connection to from an authorized model railroad transformer or a digital model railroad control system connected to on
- for operation in a dry area

Using the product for any other purpose is not approved and is considered incorrect. The manufacturer cannot be held responsible for any damage resulting from the improper use of this product.

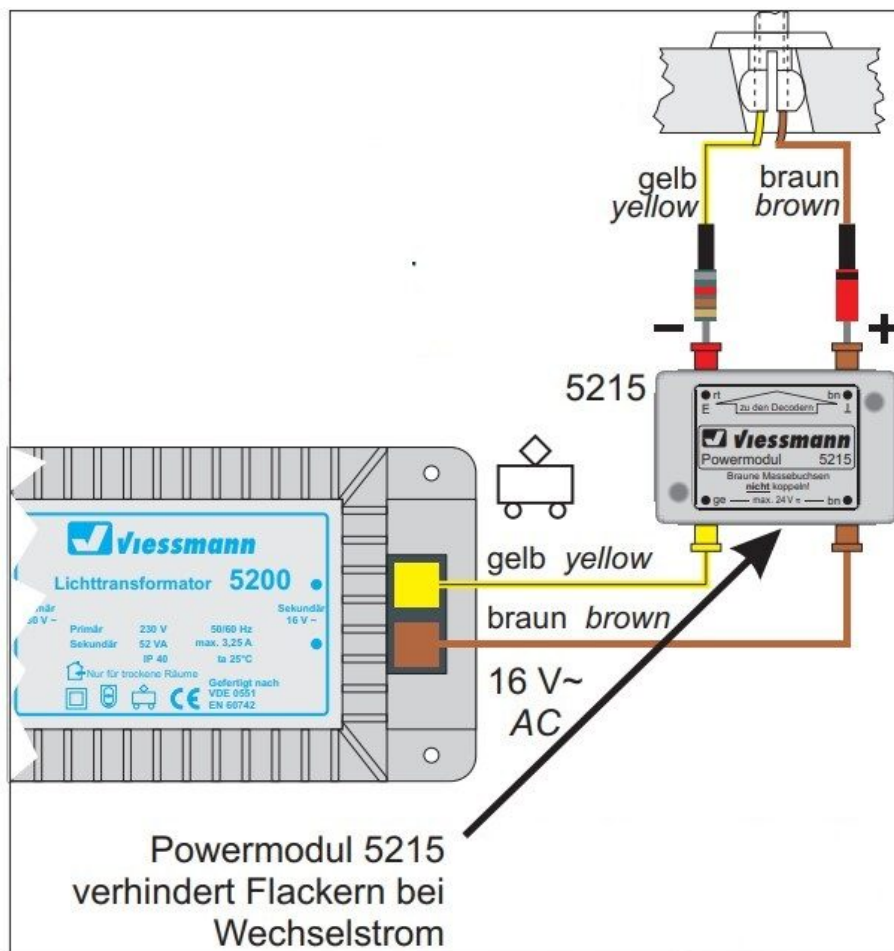
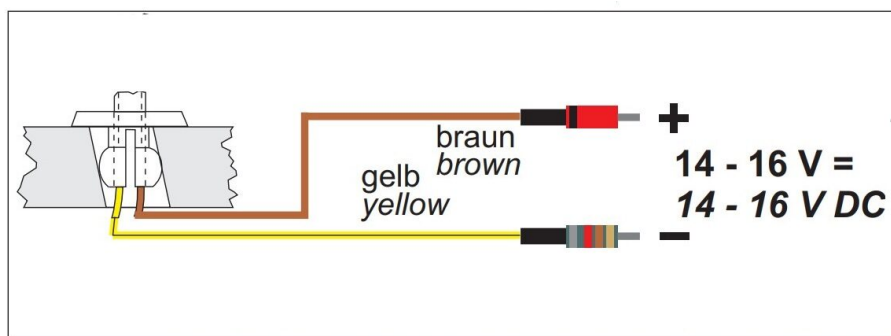
## Mounting and Connection

For mounting and connection refer to **fig. 1, 2, 3, 4.**





**Do not cut off the diode and the resistor!**



**Make sure that the power supply is switched off when you mount the device and connect the wire**

The power sources must be protected to prevent the risk of burning wires.

Only use VDE/EN tested special model train transformers for the power supply!

viessmann  
Modellspielwaren GmbH  
Am Bahnhof 1  
D – 35116 Hatzfeld  
[www.viessmann-modell.de](http://www.viessmann-modell.de)



## Documents / Resources

[illegible]

## References

- [Viessmann Modelltechnik GmbH](#)