

**VIDEX®**  
**VIDEX VL-**  
**NL014W-S**  
**LED**  
**Rechargeable**  
**Light With**  
**Motion Sensor**



## VIDEX VL-NL014W-S LED Rechargeable Light With Motion Sensor User Manual

[Home](#) » [VIDEX](#) » VIDEEX VL-NL014W-S LED Rechargeable Light With Motion Sensor User Manual 

### Contents

- 1 VIDEEX VL-NL014W-S LED Rechargeable Light With Motion Sensor
- 2 Specifications
- 3 PRODUCT CONTENTS
- 4 TECHNICAL PARAMETERS
- 5 PRODUCT'S PURPOSE AND APPLICATION
- 6 INCLUDED
- 7 INSTALLATION
- 8 OPERATING INSTRUCTIONS
- 9 CHARGING
- 10 FUNCTIONAL CHARACTERISTICS
- 11 MAINTENANCE AND SAFETY INSTRUCTIONS
- 12 STORAGE AND TRANSPORTATION
- 13 WARRANTY
- 14 ENVIRONMENTAL PROTECTION
- 15 FAQ
- 16 Documents / Resources
  - 16.1 References

**VIDEX®**

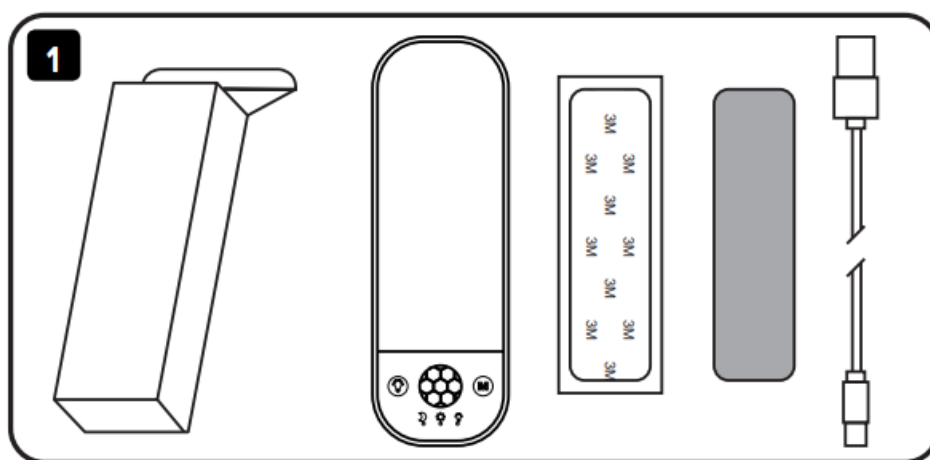
**VIDEX VL-NL014W-S LED Rechargeable Light With Motion Sensor**





















## Specifications

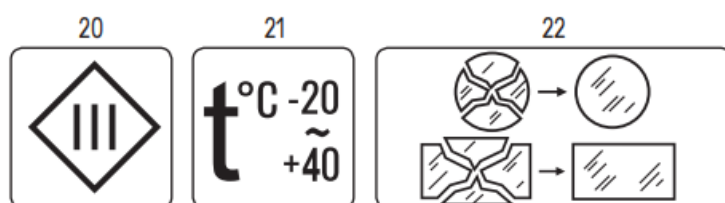
- Power: 0.8W
- Input: DC 5V, 0.5A
- Luminous Flux: 50 Lm (max.)
- Color Temperature: 3000K / 4500K / 6500K
- CRI: Ra > 80
- Battery: Li-pol 3.7V, 750mAh
- Number of LEDs: 36 pcs
- Working Time: 7 hours

## PRODUCT CONTENTS



## TECHNICAL PARAMETERS

	INDEX	VL-NL014W-S			
1		0.8W(Вт)	10		USB-C
2		DC 5V(В), 0.5A	11		1h 30min (год. хв. )
3		50 Lm(Лм) (max./макс.)	12		PIR
4		3000K / 4500K / 6500K	13		< 6 m m(м)
5	<b>CRI</b>	Ra > 80	14		120°
6		120°	15		20 sec.(сек.)
7		36 pcs	16		IP20
8		Li-pol 3.7 V(В), 750 mAh(мАг)	17		50 g(r)
9		≤ 7 h	18		20000 h(год)
			19		ABS + PC



1. Power;
2. Input voltage and current;
3. Luminous flux;
4. Correlated color temperature;
5. Color rendering index;
6. Beam angle;
7. LED quantity;
8. Battery;
9. Maximum runtime;
10. Charging port;
11. Charging time;
12. Sensor type;
13. Sensor distance;
14. Sensor detection angle;
15. Post-induction runtime;
16. Ingress protection. Protection against solid objects bigger than 12mm; No moisture protection.
17. Product weight;
18. LED rated resource;
19. Materials.
20. Class III protection against electric shock – protection against electric shock is provided by supplying a certain product with safe very low voltage (SELV) without the risk of creating a voltage higher than safe;
21. Operating temperature range;
21. A damaged light diff user, screen or protective cover must be replaced immediately;

Overall dimensions (mm), production date and batch number are indicated on individual packaging. Does not contain harmful substances.

## PRODUCT'S PURPOSE AND APPLICATION

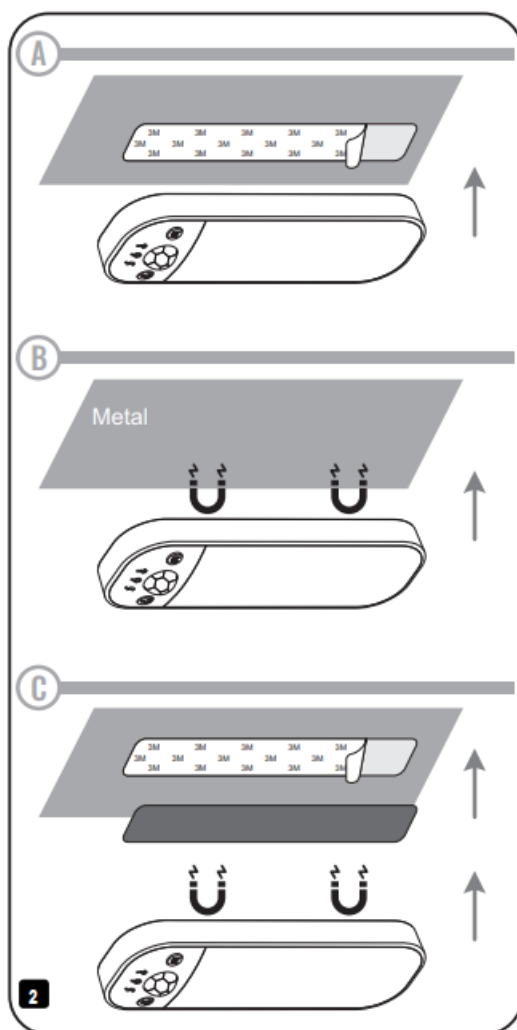
The product is intended for local illumination of domestic premises, cabinets, bookshelves etc. Illuminates a certain area at night by detecting movement using a sensor.

## INCLUDED

- LED rechargeable light;
- Charging cable;
- Metal bar;
- Double-sided adhesive tape;
- User's manual;
- Individual packaging.

## INSTALLATION

There are 3 ways to install the light (Fig. 2):



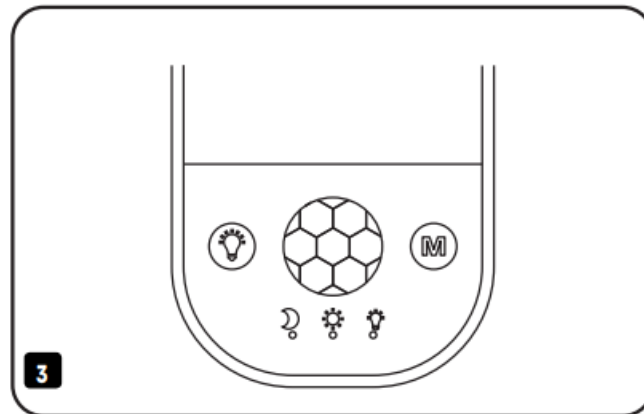
- a) Use double-sided adhesive tape to stick to any surface permanently. Please be noted, that double-sided








adhesive is unmovable once attached;

- b) Use built-in magnets to attach to any iron surface;
- c) Use double-sided adhesive tape and metal bar to stick to any surface. Then use the built-in magnetic points to attach the light to metal bar.

## OPERATING INSTRUCTIONS

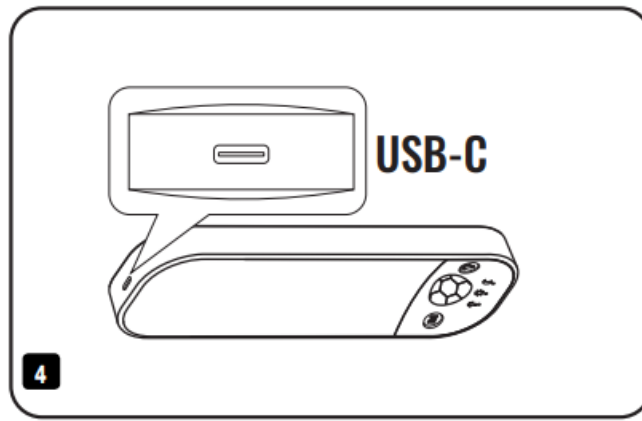
(Fig. 3)



- Please read below instructions before use.
- **ON/OFF.** Press and hold the  button for 2 seconds to turn on/off the light.
- **Modes selection.** With the light switched on, shortly press the  button to cycle through the following modes:
  -  **Night sensor.** The light will turn on automatically when the sensor detects movement at night/dark and then it will turn off after 20 seconds when there is no motion sensed.
  -  **Day sensor.** The light will turn on automatically when the sensor detects movement at day/bright and then it will turn off after 20 seconds when there is no motion sensed.
  -  **Light ON.** The lamp is turned on manually and remains lit until it is turned off or the battery runs out.
- **Brightness adjustment.** With the light switched on, press and hold the  button to adjust the brightness.
- **Color temperature adjustment.** With the light switched on, shortly press the  button to switch the light color temperature between warm white, neutral white and cold white.

## CHARGING

Plug the USB-A socket of the charging cable into electrical outlet and connect the charging cable to the light's input port (Fig. 4). When charging, the indicator light is red. When fully charged the indicator light is green. It is recommended that the battery be fully charged before first use.



## FUNCTIONAL CHARACTERISTICS

This product can only be used indoor. The product has no protection against moisture and cannot be used in damp area.

## MAINTENANCE AND SAFETY INSTRUCTIONS

- The battery needs to be charged in time before it is completely discharged.
- During long periods of storage, it is recommended to keep the battery not fully charged to extend its service life.
- However, do not store the product with discharged battery.
- Clean only with soft and dry cloths. Do not use chemical detergents. Product can only be supplied by rated voltage or the voltage within the range provided. Do not use AC power adapter with mismatched voltage, which may damage the product.
- Do not place the product in direct sunlight, as this may cause yellowing. Product must not be used in unfavorable conditions, e.g. dust, water, moisture, vibrations, high temperature, explosive air atmosphere, fumes, or chemical fumes, etc.
- Do not try to repair or disassemble the body of the light as this may compromise performance and void the warranty.
- The LED light source and the battery inside the lamp are non-replaceable. If the light source or the battery fails, the product cannot be repaired. Used or damaged product should be disposed of in accordance with applicable regulations.

## STORAGE AND TRANSPORTATION

Before delivery to the direct point of sale, the product must be stored in the manufacturer's packaging at a temperature from -20°C to +40°C, in a dry room and without exposure to direct sunlight.

Transportation can be carried out by land, sea, air transport in the manufacturer's transport packaging.

## WARRANTY

The warranty period for the product is indicated on the individual packaging and begins from the date of sale.

During the warranty period, a faulty product can be exchanged or returned with prove of purchase and all components and accessories preserved. The following does not apply with the scope of limited warranty:

- Misuse the product and cause the products components damage;
- Unauthorized disassemble or the presence of deep mechanical damage to the product;

- Damage due to force majeure.

The manufacturer is not responsible for any damage caused by failure to follow the above instructions. The manufacturer reserves the right to make changes to these user manual or technical changes to the product without prior notice.

## ENVIRONMENTAL PROTECTION



Pursuant to the provisions of the WEEE Act, it is forbidden to put waste equipment marked with the symbol of a crossed bin together with other waste. The user, wishing to get rid of electronic and electrical equipment, is obliged to return it to a waste equipment collection point. There are no hazardous components in the equipment that have a particularly negative impact on the environment and human health.

[www.videx.ua](http://www.videx.ua)

Importer: Allegro opt Sp. z o.o. ul. Mierzeja Wiślana 11, 30-732 Krakow, Poland.

Made in China/Wyprodukowano w Chinach.

[www.videx.com.pl](http://www.videx.com.pl)

Producer/Producent: Allegro-opt PE, 106-ZH Heroiv Mariupolia, Kropyvnytskyi, 25004, Ukrain

## FAQ

**Q: How do I activate the night sensor mode?**

A: The night sensor mode is automatic, and it will activate when movement is detected in low light conditions.

**Q: Can I adjust the color temperature of the light?**

A: Yes, you can select from three color temperature options: 3000K, 4500K, and 6500K.

## Documents / Resources

	<p><a href="#">VIDEX VL-NL014W-S LED Rechargeable Light With Motion Sensor</a> [pdf] User Manual VL-NL014W-S, VL-NL014W-S LED Rechargeable Light With Motion Sensor, VL-NL014W-S, LED Rechargeable Light With Motion Sensor, With Motion Sensor, Motion Sensor, Sensor</p>
--	--

## References

- [Дізнатися більше про продукцію VIDEX на сайті Videx.ua](#)
- [User Manual](#)

This website is an independent publication and is neither affiliated with nor endorsed by any of the trademark owners. The "Bluetooth®" word mark and logos are registered trademarks owned by Bluetooth SIG, Inc. The "Wi-Fi®" word mark and logos are registered trademarks owned by the Wi-Fi Alliance. Any use of these marks on this website does not imply any affiliation with or endorsement.