

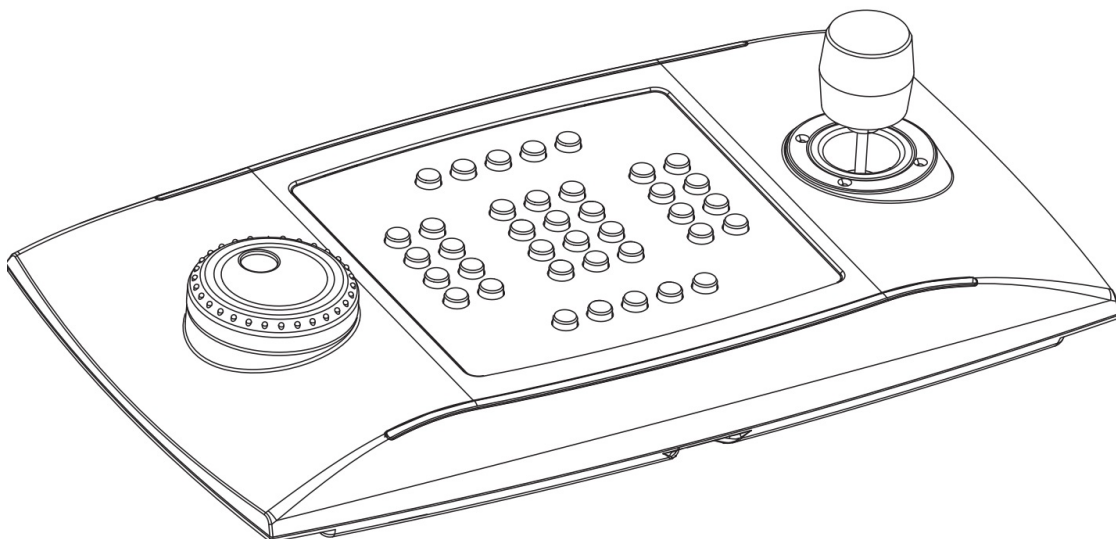


VIDEOTEC DCZ Universal Keyboard for PC Software Applications User Guide

[Home](#) » [VIDEOTEC](#) » Videotec DCZ Universal Keyboard for PC Software Applications User Guide 



Universal Keyboard for PC Software Applications User Guide

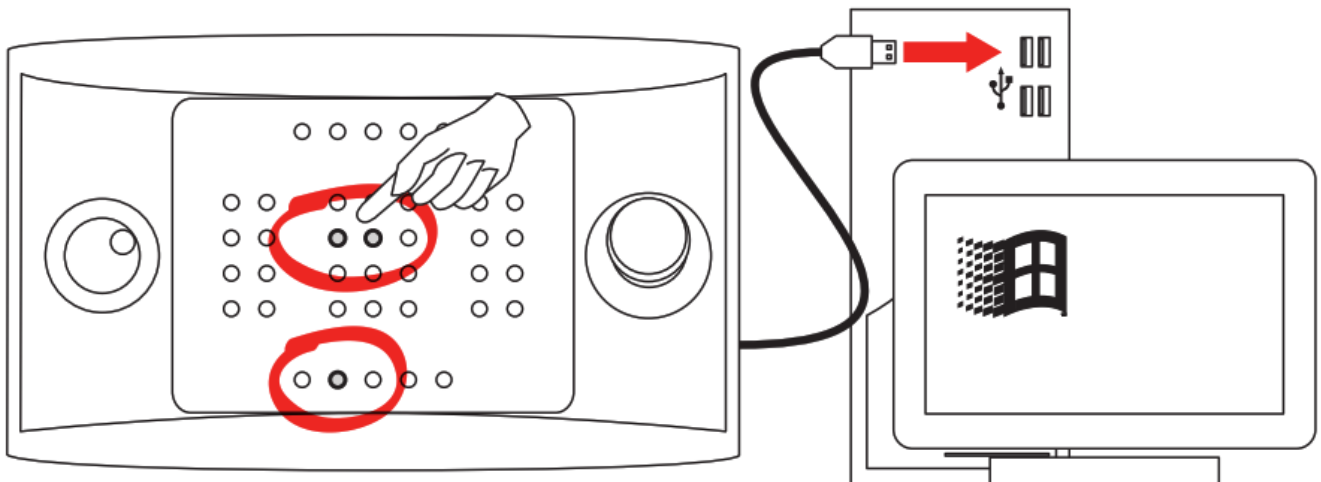


Contents

- [1 Emulation mode quick selection](#)
- [2 HID joystick mode: Windows installation](#)
- [3 Virtual COM Mode: Windows installation](#)
- [4 Virtual Com Port Protocol Quick Start](#)
- [5 Main messages from PC to keyboard](#)
- [6 Documents / Resources](#)
 - [6.1 References](#)
- [7 Related Posts](#)

Emulation mode quick selection

At start-up, keep the keys pressed.

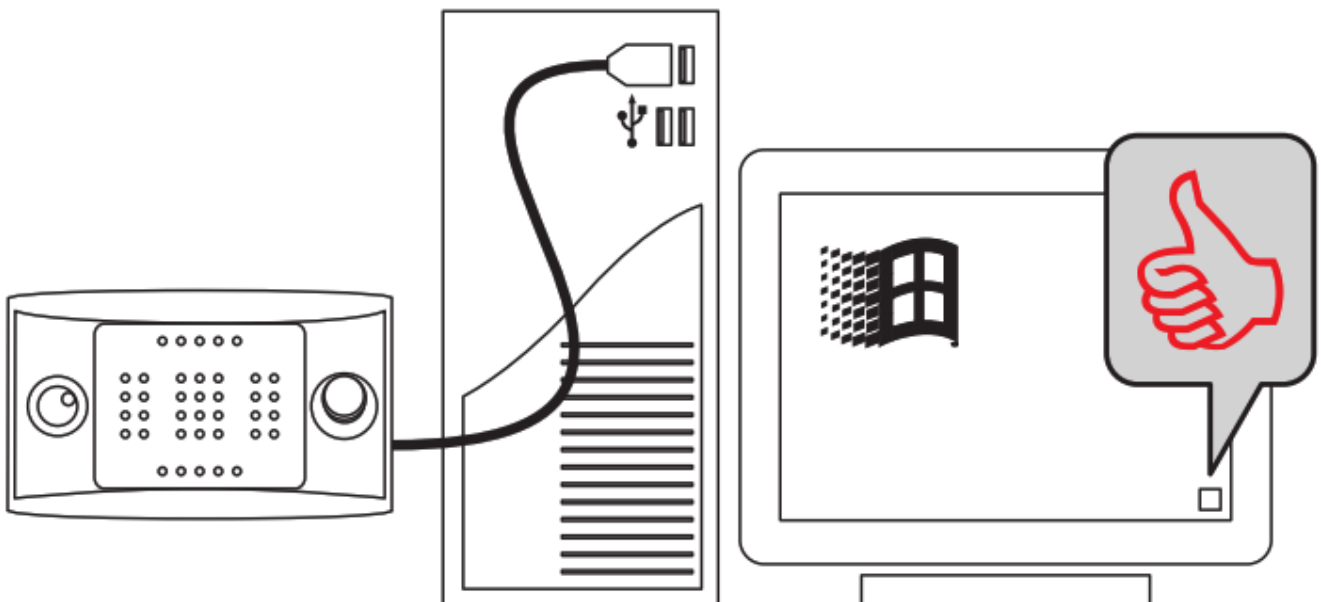


SET + 4 : Virtual Com Port Mode.

SET + 5 : HID Joystick Mode.

HID joystick mode: Windows installation

Plug in the keyboard.



Calibrate the joystick.

- Start -> JOY.CPL
- R -> JOY.CPL

Virtual COM Mode: Windows installation

Download the proper 32/64 bit driver installer at <http://support.videotec.com/>.

Execute the installer as Administrator User.
Plug in the keyboard.
Changez COM PORT number.

- Start -> Run devmgmt.CPL
- R -> devmgmt.CPL

Click on Ports (COM&LPT).
Right-click on USB CDC (DCZ)/Properties.

Virtual Com Port Protocol Quick Start

[(ASCII 91): Start of transmission.
Message.
] (ASCII 93): End of transmission.
Messages from DCZ to PC

EVENT	MESSAGE	PARAMETERS
Keypress.	[K+val]	Val: Key lookup value.
Key release.	[K-val]	

Joystick movement.	[J±p,±t,±z]	±p, ±t, ±z: Pan, Tilt, Zoom position -7 .. +7.
Shuttle movement.	[S±aa]	• ±aa: Rotation angle 0°..70°.
Jog Dial movement.	[D+1] [D-1]	• (Counter) Clockwise rotation 1 step.



Main messages from PC to keyboard

MESSAGE	ANSWER	MEANING	PARAMETERS
[Status?]	[Ready]	Keyboard line test.	
[Led+rc] [Led-rc] [Led/rc]	[LedrcSet]	LED on/off/ blink.	rc: row 1..8, column 1..9
[Buzzer+] [Buzzer-] [Buzzer/]	[BuzzerSet]	Buzzer on/off/ buzzer.	








Headquarters Italy VIDEO TECH s.r.l.
 Via Friuli, 6 – I-36015 Schio (VI) – Italy
 Tel. +39 0445 697411 – Fax +39 0445 697414
 Email: info@videotec.com
www.videotec.com

Documents / Resources

	<p>VIDEOTEC DCZ Universal Keyboard for PC Software Applications [pdf] User Guide DCZ, Universal Keyboard for PC Software Applications, DCZ Universal Keyboard for PC Software Applications</p>
	<p>VIDEOTEC DCZ Universal Keyboard for PC Software Applications [pdf] Instruction Manual DCZ, Universal Keyboard for PC Software Applications, DCZ Universal Keyboard for PC Software Applications</p>

References

- [NirSoft - freeware utilities: password recovery, system utilities, desktop utilities](#)
- [Home - Identity Digital](#)
- [Videotec Technical Support](#)

-  [Video Security Products | Videotec](#)
-  [NirSoft - freeware utilities: password recovery, system utilities, desktop utilities](#)
-  [Freeware Tools and System Utilities for Windows](#)
-  [View any installed/connected USB device on your system](#)
-  [Video Security Products | Videotec](#)

Manuals+.