



Vgate iCar2 BT3.0 ELM327 V2.1 Obd2 Scanner Universal Auto OBD Code Reader Scanner User Guide

[Home](#) » [Vgate](#) » Vgate iCar2 BT3.0 ELM327 V2.1 Obd2 Scanner Universal Auto OBD Code Reader Scanner User Guide

Contents [[hide](#)]

- 1 Vgate iCar2 BT3.0 ELM327 V2.1 Obd2 Scanner Universal Auto OBD Code Reader Scanner
- 2 How do I know whether my vehicle is OBDII compliant?
- 3 I want to know which OBDII protocols supported by iCar2 BT3.0?
- 4 Plug iCar2 BT3.0 adapter to DLC (OBDII Diagnostic Link Connector)
- 5 Turn ignition to Key On Engine Off Position
- 6 How to pair iCar2 BT3.0 to your device (use OBD Auto Doctor)
- 7 What parameters and sensors does iCar2 BT3.0 support?
- 8 DTC Trouble Code Search
- 9 How to read and understand OBD Codes ?
- 10 P0123
- 11 Documents / Resources
 - 11.1 References
- 12 Related Posts



Vgate iCar2 BT3.0 ELM327 V2.1 Obd2 Scanner Universal Auto OBD Code Reader Scanner



How do I know whether my vehicle is OBDII compliant?

1996 or newer model year vehicle sold in the United States. United States legislation requires all cars and light trucks model year (MY) 1996 and newer to be OBD2 compliant. 2001 or newer model year gasoline vehicle sold in the European Union. 2004 or newer model year diesel vehicle sold in the European Union

VEHICLE EMISSION CONTROL INFORMATION		
A motor co, inc.	ENGINE FAMILY	EFN2.8YBT2BA
	DISPLACEMENT	2.8L
	THIS VEHICLE CONFORMS TO U.S. EPA AND STATE OF CALIFORNIA REGULATIONS APPLICABLE TO 1997 MODEL YEAR NEW TLEV PASSENGER CARS.	
	REFER TO SERVICE MANUAL FOR ADDITIONAL INFORMATION	
TUNE-UP CONDITIONS: NORMAL OPERATING ENGINE TEMPERATURE, ACCESSORIES OFF, COOLING FAN OFF, TRANSMISSION IN NEUTRAL		
EXHAUST EMISSIONS STANDARDS		STANDARD CATEGORY
CERTIFICATION		TLEV
IN-USE		TLEV INTERMEDIATE
SPARK PLUG TYPE NGK BPRE-11 GAP: 1.1mm	CATALYST	EFN2.8YBT2BA
		

**OBD II
CERTIFIED**

(U.S OBDII Certified label)

I want to know which OBDII protocols supported by iCar2 BT3.0?

- SAE J1850 PWM
- ISO 14230-4 KWP
- ISO 15765-4 CAN
- ISO 9141-2
- SAE J1850 VPW

I want to know which App does iCar2 BT3.0 support

We recommend OBD AUTO DOCTOR app. iCar2 series are well tested with this app. Scan below QR Code to get the free version(in-app upgrade to Pro)



Scan QR code OBD Auto Doctor Android App

Install OBD app to your Phone or Pad

- Torque Lite < Most popular. Lite version is free>
- OBD Auto Doctor < Excellent Free app, Upgrade to Pro in-app >
- OBD Fusion <Excellent 3rd party app>



Plug iCar2 BT3.0 adapter to DLC (OBDII Diagnostic Link Connector)

The OBDII DLC is usually located under instrument panel (Dash) on the driver side.
If you want to know more about DLC, Please visit :

[https://en.wikipedia.org/wiki/Data_link_connector_\(automotive\)](https://en.wikipedia.org/wiki/Data_link_connector_(automotive))



Turn ignition to Key On Engine Off Position

LED indicator status

- RED : Power indicator. Light will on

- BLUE : OBD indicator . Blink once
- GREEN: Bluetooth indicator . Blink once



Power Saving Technology:

- iCar2 BT3.0 went to sleep mode after 30 minutes engine off to protect vehicle battery
- Push wake up button to restart iCar2 BT3.0 without remove it from DLC port

Troubleshooting note:

No LED lighting?

- Please check blown fuses on the vehicle
- The adapter is improperly installed. Please remove it from DLC port and plug it again.


How to pair iCar2 BT3.0 to your device (use OBD Auto Doctor)

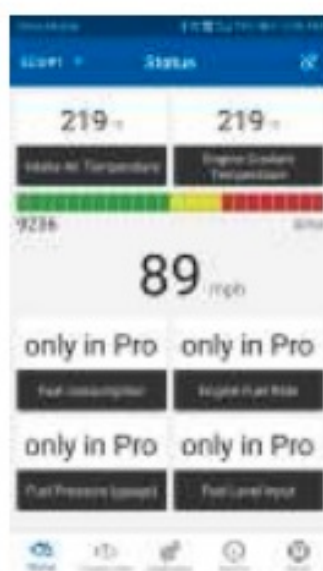
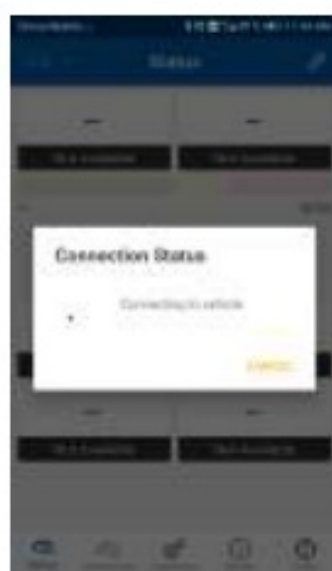
Step 1:

- Enable Bluetooth on your Android Phone or Pad.
- Turn on Bluetooth, Enable visibility
- Select Bluetooth device as “ V-LINK” to pair. Enter password “1234”
- Get Paired



Step 2: Configure connectivity setting on the OBD Auto Doctor.

- Run OBD Auto Doctor app
- Tap Extras button on status page
- Tap Connectivity in the setting menu to select connection type
- Select adapter type to Bluetooth. Device name showing “V-LINK”
- Back to Status page ,click  to start connect
- Initial adapter and connecting to vehicle .Bluetooth indicator LED (GREEN)and OBD data indicator (BLUE) keep blinking while system connecting. It will take about 30 seconds to connect
- Connected. All LED indicators lights on while sync data from vehicle



What parameters and sensors does iCar2 BT3.0 support?

iCar2 BT3.0 supports the standard OBDII parameters (PIDs) as defined in SAE J1979 AUG2014(OBD AUTO DOCTOR app) .

The actual list of available parameters is vehicle specific.

Your vehicle must have those sensors to work with app.

Different OBDII app might support different list of parameters and sensors.

Please refer to : <https://www.obdautodoctor.com/obd-parameters>

- \$01 Monitor status since DTCs Cleared
- \$02DTC that caused required freeze frame data storage
- \$03 Fuel system status
- \$04 Calculated load value
- \$05Engine coolant temperature
- \$06,\$08 Short term fuel trim
- 7,\$ Long term fuel trim
- \$10 Air flow rate from mass air flow sensor
- \$11 Absolute throttle position
- \$0A Fuel pressure
- \$0B Intake manifold absolute pressure
- \$0C Engine RPM
- \$0D Vehicle speed sensor
- \$0E Ignition timing advance for #1 Cylinder
- \$0F Intake air temperature

DTC Trouble Code Search

OBD-II search powered by dot.report

How to read and understand OBD Codes ?

[P0123](#)

Throttle Position Sensor/Switch A Circuit High Input P- Powertrain (Engine&Transmission/Gearbox)

0- Generic OBD Code

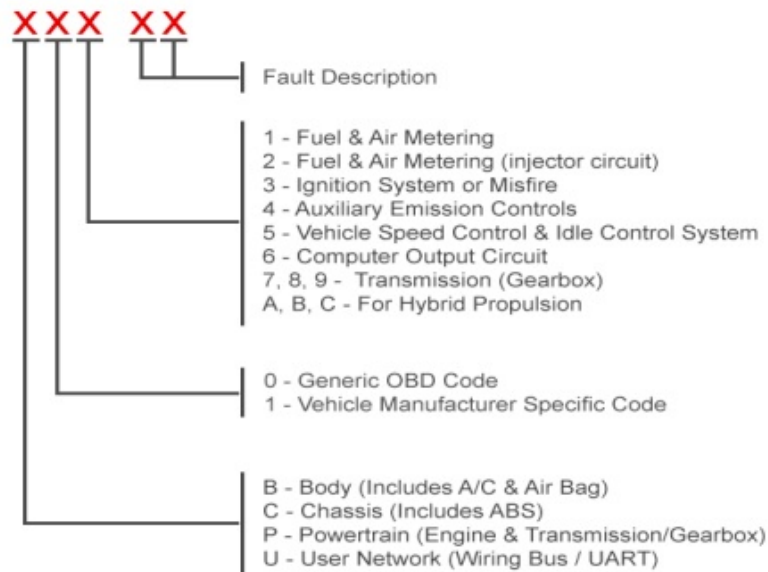
1- Fuel & Air metering

2& 3 -Fault description: Throttle Position Sensor(TPS) /Switch

A Circuit High Input

(When the PCM sees a voltage that is higher than the normal upper limit, P0123 will set) .User can internet the OBD Code meaning and know the possible causes)

Explanation of OBD2 Diagnostic Trouble Codes



Product Upgrade:

Website: <http://www.vgatemall.com/downloadcenter>

To upgrade the product, please download the upgrade package and user manual of the corresponding model.

Need Help?

Please email to us at any time: sale@vgate.com.cn We will reply you within 24 hours of the working day.

FCC Warning:

Any Changes or modifications not expressly approved by the party responsible for compliance could void the user's authority to operate the equipment.

This device complies with part 15 of the FCC Rules. Operation is subject to the following two conditions:

1. This device may not cause harmful interference, and
2. this device must accept any interference received, including interference that may cause undesired operation.


Note: This equipment has been tested and found to comply with the limits for a Class B digital device, pursuant to part 15 of the FCC Rules. These limits are designed to provide reasonable protection against harmful interference in a residential installation. This equipment generates uses and can radiate radio frequency energy and, if not installed and used in accordance with the instructions, may cause harmful interference to radio communications.

However, there is no guarantee that interference will not occur in a particular installation. If this equipment does cause harmful interference to radio or television reception, which can be determined by turning the equipment off and on, the user is encouraged to try to correct the interference by one or more of the following measures:

- Reorient or relocate the receiving antenna.
- Increase the separation between the equipment and receiver.
- Connect the equipment into an outlet on a circuit different from that to which the receiver is connected.

- Consult the dealer or an experienced radio/TV technician for help. This transmitter must not be co-located or operating in conjunction with any other antenna or transmitter. This equipment complies with FCC radiation exposure limit's set forth for an uncontrolled environment. This equipment should be installed and operated with minimum distance 20cm between the radiator & your body.

Documents / Resources

	<p>Vgate iCar2 BT3.0 ELM327 V2.1 Obd2 Scanner Universal Auto OBD Code Reader Scanner [pdf] User Guide</p> <p>CV122, 2A45F-CV122, 2A45FCV122, iCar2 BT3.0 ELM327 V2.1 Obd2 Scanner Universal Auto OBD Code Reader Scanner, iCar2 BT3.0, ELM327 V2.1 Obd2 Scanner Universal Auto OBD Code Reader Scanner</p>
---	--

References

- ^{Vgate} [Download center-ShenZhen CheBoTong Technology Co., Ltd.](#)
- ^W [Data link connector \(automotive\) - Wikipedia](#)