



# VEVOR DL-BC01A Square Hanging Table User Manual

June 11,  
2025



Technical Support and E-Warranty Certificate [www.vevor.com/support](http://www.vevor.com/support)

## Contents [ [hide](#) ]

### 1 SQUARE HANGING TABLE USER MANUAL

#### 1.1 MODEL:DL-BC01A

##### 1.1.1 NEED HELP? CONTACT US!

##### 1.1.2 SAFETY INSTRUCTIONS

##### 1.1.3 PARTS LIST

##### 1.1.4 ASSEMBLY STEP

##### 1.1.5 PRODUCT PARAMETER

### 2 Documents / Resources

#### 2.1 References

## SQUARE HANGING TABLE USER MANUAL

MODEL:DL-BC01A

We continue to be committed to provide you tools with competitive price. “Save Half”, “Half Price” or any other similar expressions used by us only represents an estimate of savings you might benefit from buying certain tools with us compared to the major top brands and does not necessarily mean to cover all categories of tools offered by us. You are kindly reminded to verify carefully when you are placing an order with us if you are actually Saving Half in comparison with the top major brands.

#### **MODEL:DL-BC01A**



#### **NEED HELP? CONTACT US!**

Have product questions? Need technical support? Please feel free to contact us:

**Technical Support and E-Warranty Certificate** [www.vevor.com/support](http://www.vevor.com/support)

This is the original instruction, please read all manual instructions carefully before operating. VEVOR reserves a clear interpretation of our user manual. The appearance of the product shall be subject to the product you received. Please forgive us that we won't inform you again if there are any technology or software updates on our product.

#### **SAFETY INSTRUCTIONS**

**WARNING:**

**Read this material before using this product. Failure to do so can result in serious injury.**

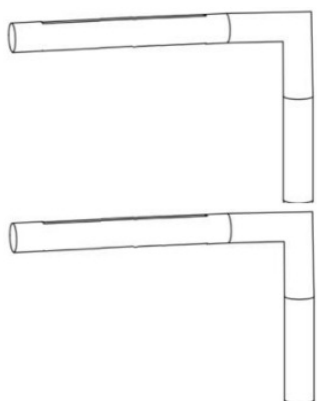
**Assembly precautions**

1. Assemble only according to these instructions. Improper assembly can create hazards.
2. Wear ANSI-approved safety goggles and heavy-duty work gloves during assembly.
3. Keep the assembly area clean and well-lit.
4. Keep bystanders out of the area during assembly.
5. Do not assemble if tired or when under the influence of alcohol, drugs or medication.
6. The product capabilities apply to properly and completely assembled products only.
7. Assemble on a flat, level, hard and smooth surface capable of safely supporting the Wooden Hall Tree.
8. For additional information regarding the parts listed in the following pages, please refer to the Assembly Diagram of this manual. Unwrap and separate all parts in a clean work area.

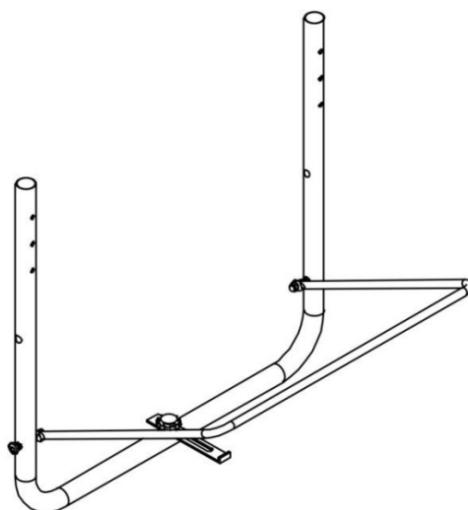
**Use precautions**

1. DO NOT SIT OR STAND ON THIS ITEM.
2. This product is not a toy. Do not allow children to play with or near this item.
3. Do not exceed specified weight capacities.
4. Use as intended only.
5. Inspect before every use; do not use if parts are loose or damaged.

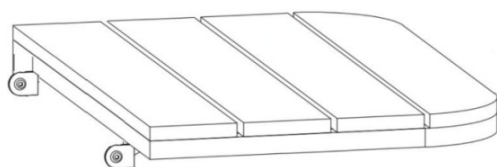
**SAVE THIS MANUAL****PARTS LIST**



**A x2**



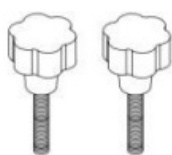
**B**



**C**



**Dx2**




**E x2**



**F x2**



**G x2**



**H x2**

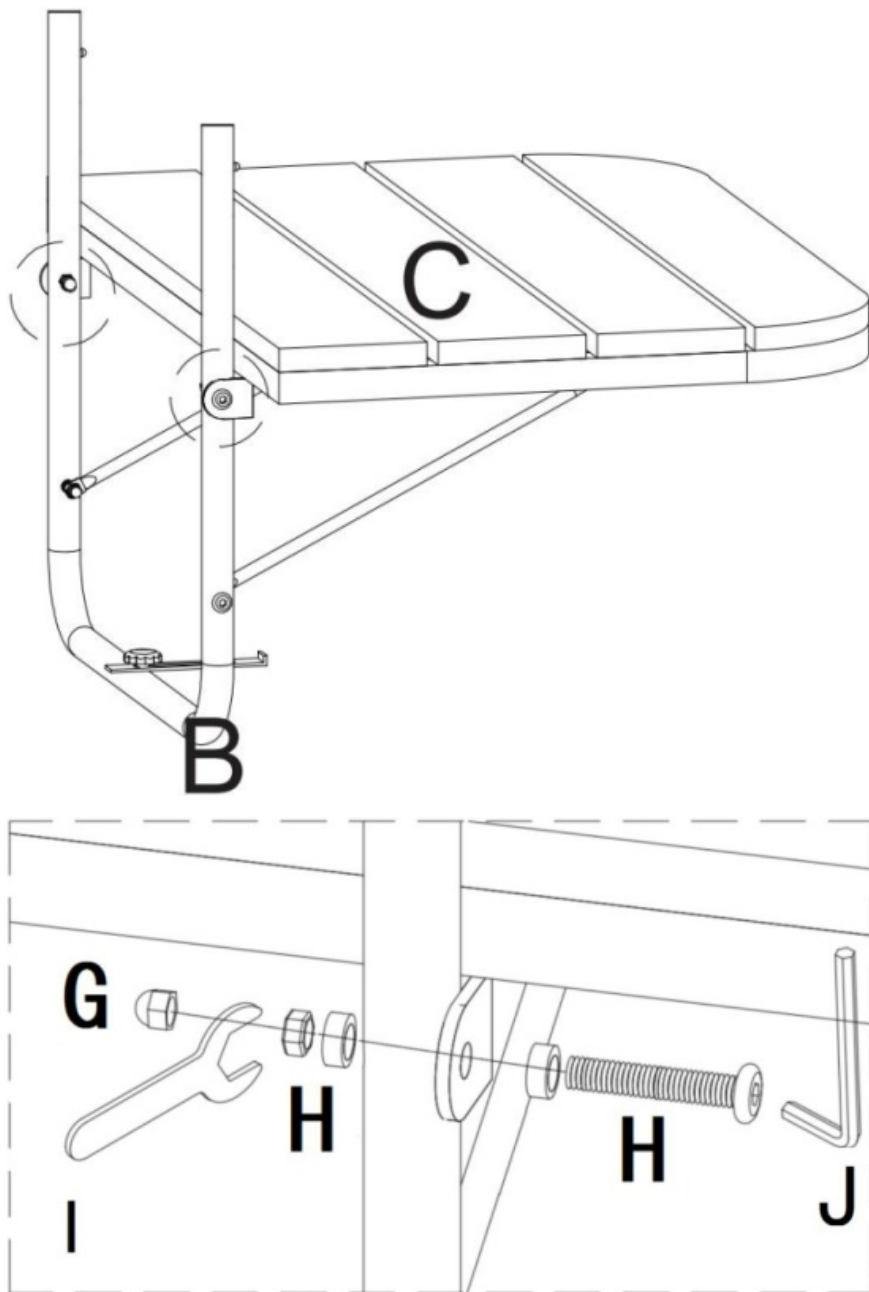


**I**



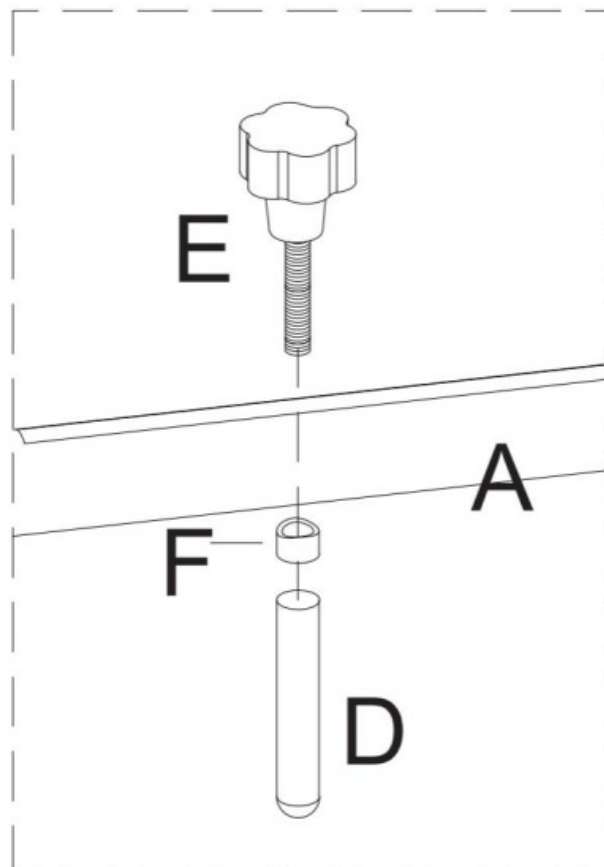
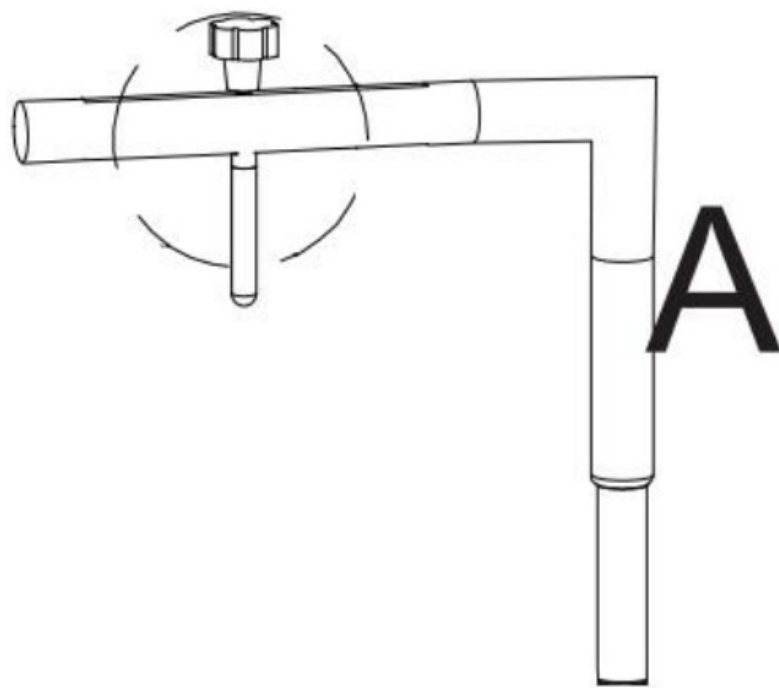
**J**

**ASSEMBLY STEP**

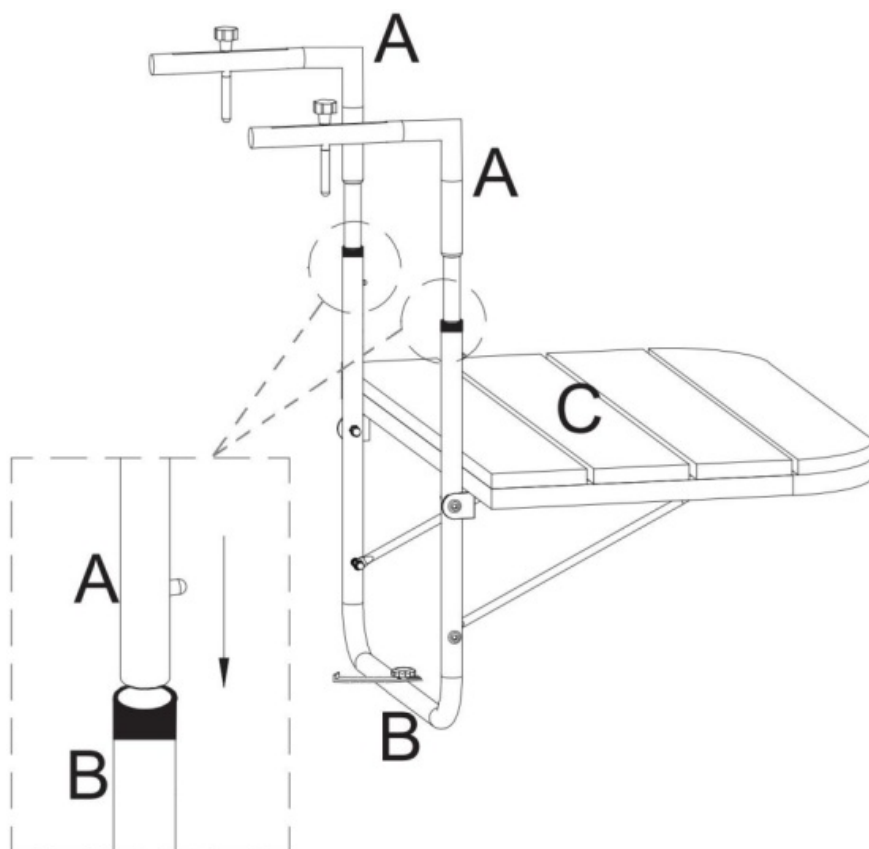


Install the bracket(B) on the table(C).

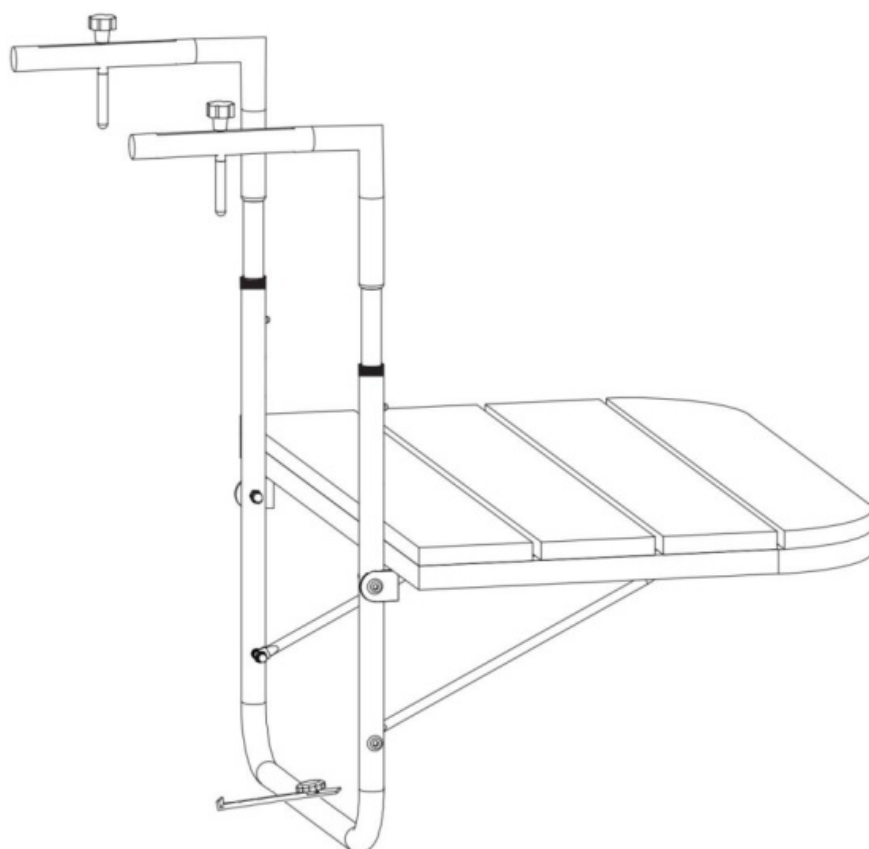
Please note the position of the two plastic gaskets. After tightening the screw(H), please fix the screw head with the nut(G).



Assembly fixings(Ax2).



Install the bracket(Ax2) on the table(C).



Assembly is completed.

**PRODUCT PARAMETER**

<b>Model</b>	DL-BC03
<b>Safe Loading Weight</b>	121 LBS
<b>Colour</b>	Body: Brown ; Metal bracket: Black
<b>Desktop Size</b>	23.4*15.7in(595*400mm)







Manufacturer:Shanghaimuxinmuyeyouxiangongsi

Address:Shuangchenglu803nong11hao1602A-1609shi,baoshanqu, shanghai200000CN.

ECREP:E-CrossStuGmbH.

MainzerLandstr.69,60329FrankfurtamMain.

UKREP:YHCONSULTINGLIMITED.

C/OYHConsultingLimitedOffice147,CenturionHouse,LondonRoad,  
Staines-upon-Thames,Surrey,TW184AX

ImportedtoAUS:SIHAOPTYLTD.

1ROKEVASTREETEASTWOODNSW2122Australia

ImportedtoUSA:SanvenTechnologyLtd.


Suite250,9166AnaheimPlace,RanchoCucamonga,CA91730

**VEVOR**<sup>®</sup>  
TOUGH TOOLS, HALF PRICE

Technical Support and E-Warranty Certificate

[www.vevor.com/support](http://www.vevor.com/support)

# Documents / Resources

	<a href="#">VEVOR DL-BC01A Square Hanging Table [pdf]</a> User Manual DL-BC01A Square Hanging Table, DL-BC01A, Square Hanging Table, Hanging Table, Table
---	--

## References

- [User Manual](#)

VEVOR DL-BC01A, DL-BC01A Square Hanging Table, Hanging Table, Square Hanging Table, table, VEVOR

## Leave a comment

Your email address will not be published. Required fields are marked \*

Comment \*

Name

Email

Website

☐ Save my name, email, and website in this browser for the next time I comment.

[Post Comment](#)

## Search:

[Search](#)

[Manuals+](#) | [Upload](#) | [Deep Search](#) | [Privacy Policy](#) | [@manuals.plus](#) | [YouTube](#)

This website is an independent publication and is neither affiliated with nor endorsed by any of the trademark owners. The "Bluetooth®" word mark and logos are registered trademarks owned by Bluetooth SIG, Inc. The "Wi-Fi®" word mark and logos are registered trademarks owned by the Wi-Fi Alliance. Any use of these marks on this website does not imply any affiliation with or endorsement.