

VEVOR®
AA70000201 Frame
Gate Building Kit



VEVOR AA70000201 Frame Gate Building Kit User Manual

[Home](#) » [VEVOR](#) » VEVOR AA70000201 Frame Gate Building Kit User Manual 

Contents






- [1 VEVOR AA70000201 Frame Gate Building Kit](#)
- [2 Important safety instructions](#)
- [3 PRODUCT DESCRIPTION](#)
- [4 PRODUCT STRUCTURE](#)
- [5 INSTALLATION PROCEDURES](#)
- [6 PARAMETER](#)
- [7 CONTACT](#)
- [8 FAQ](#)
- [9 Documents / Resources](#)
 - [9.1 References](#)
- [10 Related Posts](#)

VEVOR®

VEVOR AA70000201 Frame Gate Building Kit



Important safety instructions

	Warning – To reduce the risk of injury, the user must read the instructions manual carefully.
	Warning- Be sure to wear ear protectors when using this product.
	Warning- Be sure to wear eye protectors when using this product.
	Warning- Be sure to wear dust masks when using this product.
	Warning- Be sure to wear gloves when using this product.

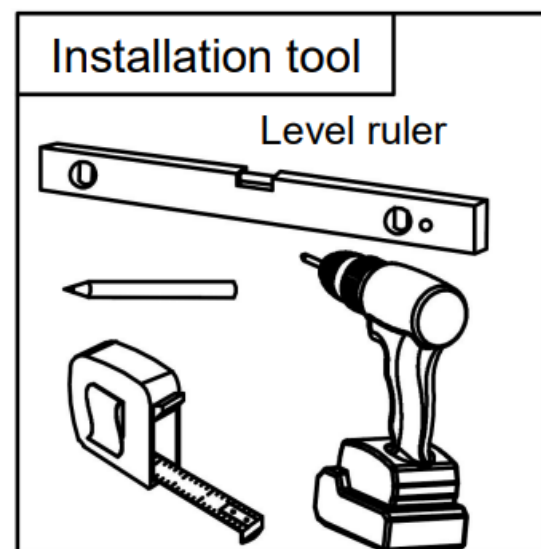
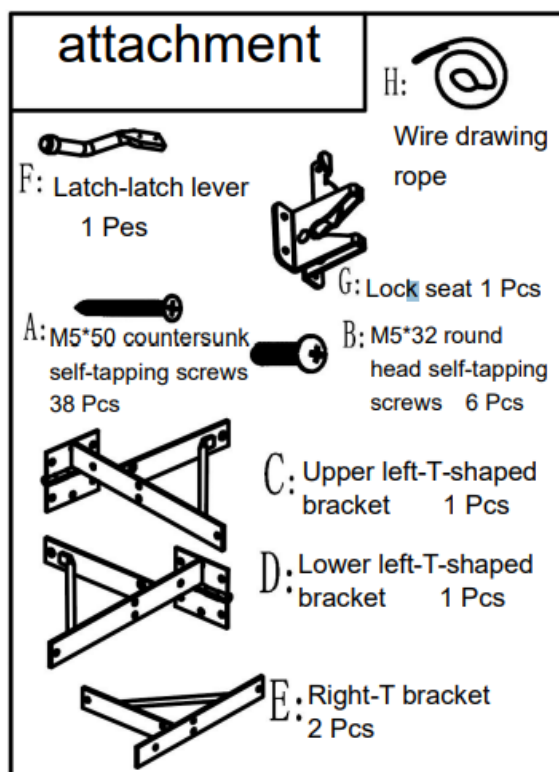
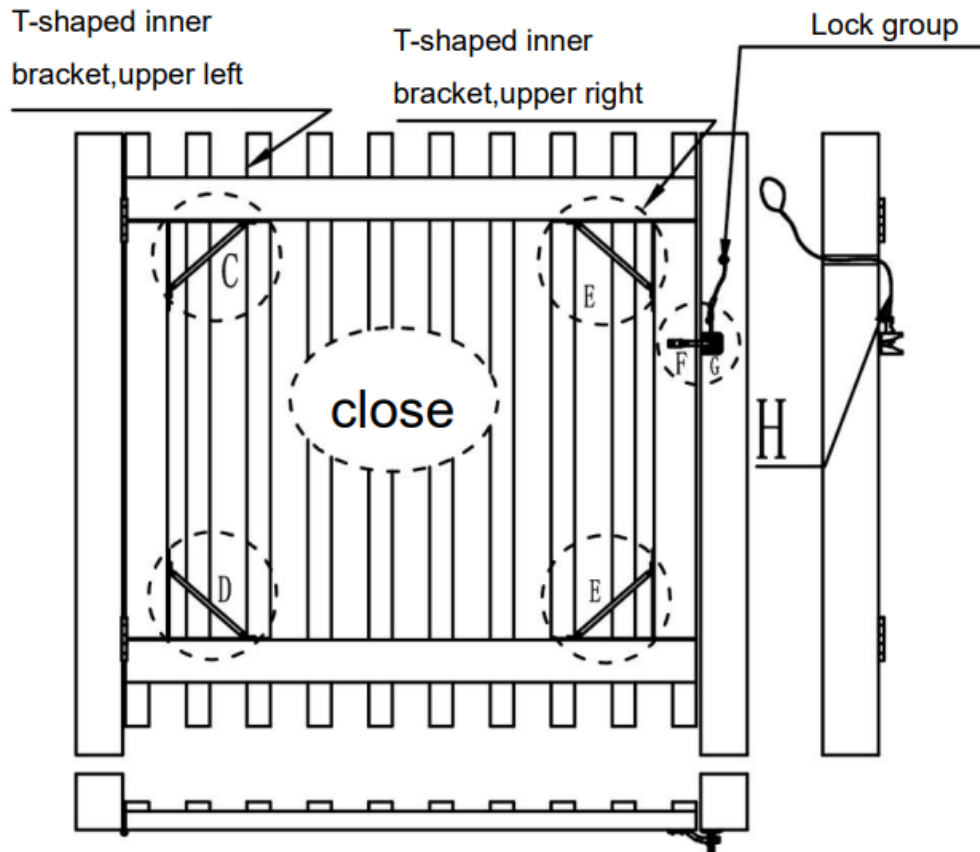
WARNING!

1. Please read the instructions carefully.
2. After receiving the goods, please check whether the accessories are complete.
3. Products can be applied to small shed doors, such as garden doors, driveway doors, corral doors, barn doors, sundry doors, etc.
4. The assembled door can only bear its own weight, and can not support people or hang heavy objects.

PRODUCT DESCRIPTION

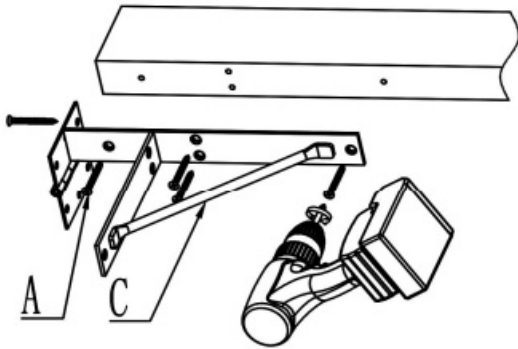
Garden doors, fences, fences, etc. are usually composed of wooden doors, wooden doors to the outdoor long-term sun and rain, prone to aging, sagging, shaking, and other phenomena, so you can repair the wooden door through the door frame support to extend its service life.

PRODUCT STRUCTURE

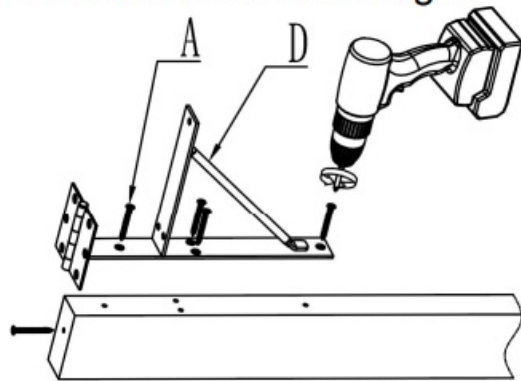


INSTALLATION PROCEDURES

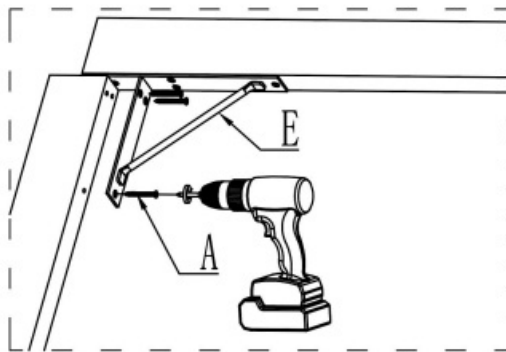
Step1
Install T-bracket on top right



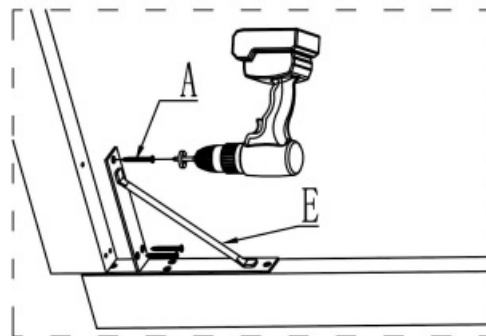
Step2
Install the T-shaped bracket on the lower right



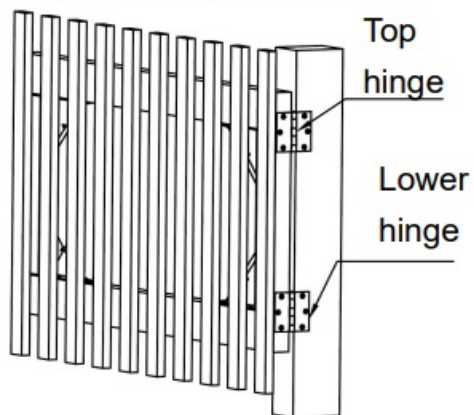
Step3
Install T-bracket on top left




Step4
Install T-shaped bracket on the lower left



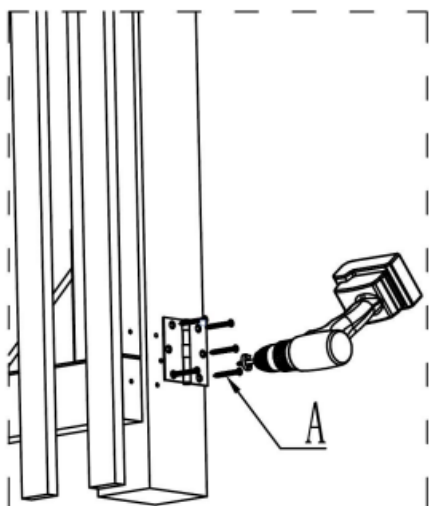
Step5
Get one's things ready



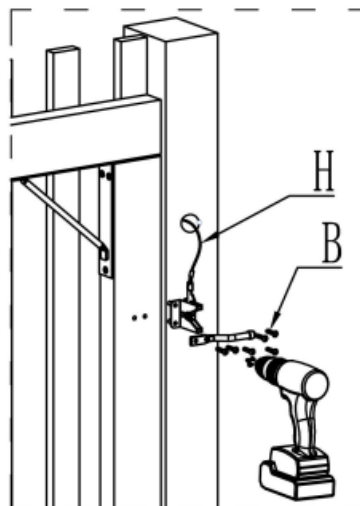
Step6
Press on the hinges



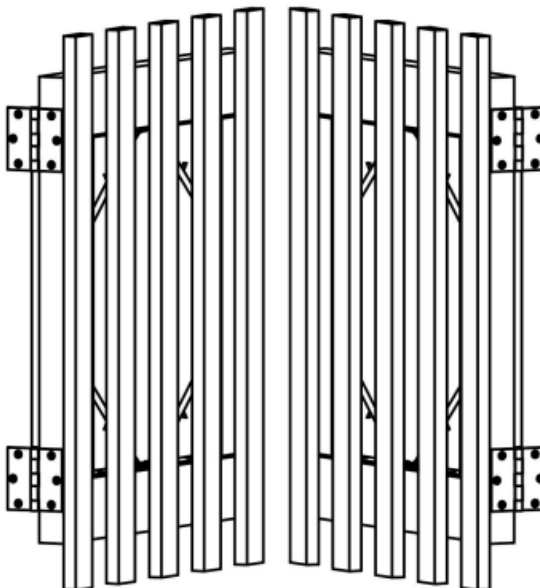
Step7
Press down on the hinges



Step8
Press the lock group



Step9
Two-piece set
Accessory part×2



PARAMETER

Model		
SPEC.	AA70000201	AA70000202
Material	Q235A	Q235A
Style	“T” model	“T” model
Number	1 Set	2 Set
Color	Black	Black

CONTACT

- Manufacturer: Shanghaimuxinmuyeyouxiangongsi
- Address: Shuangchenglu 803nong11hao1602A-1609shi, baoshanqu, shanghai 200000 CN.


- EC REP: E-CrossStu GmbH.
- Mainzer Landstr.69, 60329 Frankfurt am Main.
- UK REP: YH CONSULTING LIMITED.
- C/O YH Consulting Limited Office 147, Centurion House, London Road, Staines-upon-Thames, Surrey, TW18 4AX
- Imported to AUS: SIHAO PTY LTD.
- 1 ROKEVA STREET EASTWOOD NSW 2122 Australia
- Imported to the USA: Sanven Technology Ltd.
- Suite 250, 9166 Anaheim Place, Rancho Cucamonga, CA 91730
- Have product questions? Need technical support? Please feel free to contact us: Technical Support and E-Warranty Certificate www.vevor.com/support

This is the original instruction, Please read all manual instructions carefully before operating. VEVOR reserves a clear interpretation of our user manual. The appearance of the product shall be subject to the product you received. Please forgive us for not informing you again if there are any technology or software updates on our product.

FAQ

- **Q:** Can this kit be used for all types of doors?
- **A:** The kit is designed for small shed doors such as garden doors, driveway doors, corral doors, barn doors, sundry doors, etc. It is recommended to verify compatibility before use.
- **Q:** What precautions should I take while using this product?
- **A:** Ensure to wear ear protectors, eye protectors, dust masks, and gloves when using this product to reduce the risk of injury.
- **Q:** What is the material of the product?
- **A:** The material used is Q235A for durability and strength.

Documents / Resources

	<p>VEVOR AA70000201 Frame Gate Building Kit [pdf] User Manual</p> <p>AA70000201, AA70000201 Frame Gate Building Kit, Frame Gate Building Kit, Gate Building Kit, Building Kit</p>
---	---

References

- [Contact Us – Official VEVOR Support](#)
- [User Manual](#)

[Manuals+](#), [Privacy Policy](#)

This website is an independent publication and is neither affiliated with nor endorsed by any of the trademark owners. The "Bluetooth®" word mark and logos are registered trademarks owned by Bluetooth SIG, Inc. The "Wi-Fi®" word mark and logos are registered trademarks owned by the Wi-Fi Alliance. Any use of these marks on this website does not imply any affiliation with or endorsement.