

## Verilux VD46 SmartLight LED Desk Lamp



# Verilux VD46 SmartLight LED Desk Lamp Instruction Manual

[Home](#) » [Support](#) » Verilux VD46 SmartLight LED Desk Lamp Instruction Manual 

### Contents

- [1 Verilux VD46 SmartLight LED Desk Lamp](#)
- [2 Important Safeguards](#)
- [3 Components](#)
- [4 Technical Specifications](#)
- [5 Troubleshooting](#)
- [6 Features](#)
- [7 Operation](#)
- [8 One-Year Limited Warranty](#)
- [9 FREQUENTLY ASKED QUESTIONS](#)
- [10 VIDEO – PRODUCT OVERVIEW](#)
- [11 References](#)
- [12 Related Posts](#)

# verilux®

Verilux VD46 SmartLight LED Desk Lamp



## READ ALL INSTRUCTIONS BEFORE USING

### Important Safeguards

- **⚠ DANGER:** To avoid electrocution, shock, or personal injury, do not operate this lamp near water, or when wet or damp. Unplug the lamp before cleaning and ensure the lamp is dry before restoring power.
- **⚠ WARNING:**
  - Use only a class 2 or limited power supply provided with the lamp with 120 VAC input.
  - For indoor household use only.
- **⚠ CAUTION:**
  - This product may cause interference with radios, cordless telephones, or devices that use a wireless remote control, such as televisions. If interference occurs, move the product away from the device, plug the product or device into a different outlet or move the lamp out of the line of sight of the remote control receiver.†
  - Do not operate this lamp if it or the power supply has been damaged in any way.
  - Do not dismantle. There are no user-serviceable parts in this lamp.

## SAVE THESE INSTRUCTIONS

† This device complies with Part 15 of the FCC Rules. Operation is subject to the following two conditions: (1) this device may not cause harmful interference, and (2) this device must accept any interference received, including interference that may cause undesired operation.”This Class B digital apparatus complies with Canadian ICES-005.

## Components

### What’s Included

Remove all packaging material. Your lamp is fully assembled and ready for use. Check the carton for these items:

- LED lamp
- manual
- Power adapter

## Technical Specifications


### LED SmartLight Desk Lamp

- **Adapter input voltage:** 80-240 VAC, 50/60Hz
- **Adapter output voltage:** DC5V, 3A USB output: DC5V, 1.0A
- **Power consumption:** 18 watts
- **Operating temperature:** -20°C to 40°C
- **Color temperatures:**
  - **Warm:** 2700K – 3000K
  - **General Ambient:** 3500K – 4500K
  - **Reading/Tasking:** 4745K – 5311K
- **CRI:** >90
- **Luminous flux: 600 Lumens maximum Warranty:** 1 Year cETLus Listed FCC and ICES Verified IEC62471  
UV and Blue Light Hazard free RoHS Compliant

## Troubleshooting

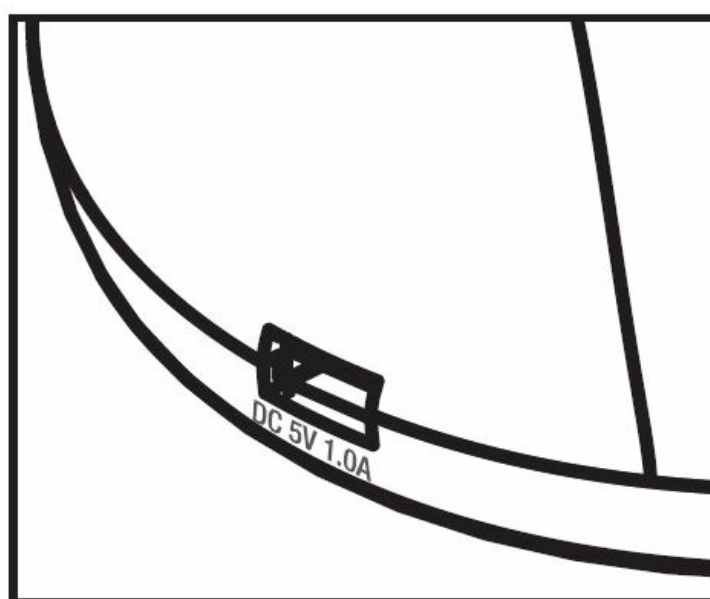
### Before Requesting Service On Your Verilux® Lamp, Please:

- Make sure the power cord is inserted fully and securely.
- Make sure there is power to the wall outlet or try another outlet.

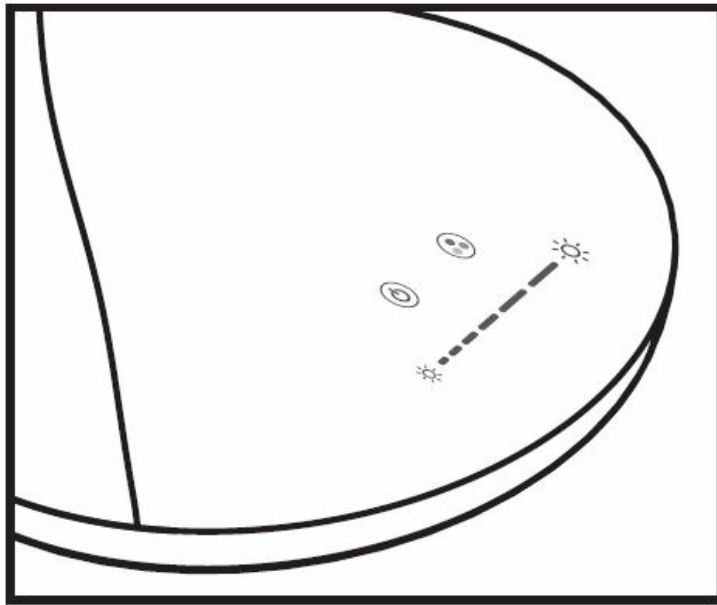
 **CAUTION:** Do not operate this lamp if the lamp or the power supply has been damaged in any way. Use only the power cord supplied with your lamp.

Problem	Check	Solution
The light won't come on.	Outlet end of the power cord	Be sure it is properly plugged into a working outlet.
	Input jack of the power plug	Be sure it is properly seated in the receptacle on the base.

## Features

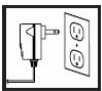


- Long-life, energy-efficient LEDs greatly reduce operating costs over the life of the lamp.
- On base 1.0 amp USB port keeps your devices – and you – connected.
- Simple and easy operation with the touch controls. On/Off, eight light intensity levels on a sliding light dimmer and three color temperatures, or modes, can all be adjusted with easy-to-read touch “buttons” or controls.
- The dimmable light intensity ranges from very dim to very bright in eight different levels with a sliding light dimmer touch control. At the very lowest light level, the LED SmartLight Desk Lamp can be used as a night light.
- Light intensity stays the same when different color temperatures are selected with the color temperature touch control.



## Operation

### Instructions for Use



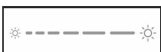
- **Power Supply:** Plug the AC adapter into an electrical outlet. Plug the connector of the AC adapter into the LED SmartLight Desk Lamp. (Only use the supplied AC adapter to avoid damage and fire.)



- **On/Off:** To turn on the light, gently touch the on/off touch-sensitive control button. (When you turn off the light using the on/off button, it will return to the last setting of brightness and temperature when you turn it on again.)



- **Mode:** There are three color temperatures. To change the temperature simply touch the mode button to change from 5000K (daylight) to 4000K (natural) and then to 3000K (warm).



- **Sliding Light Dimmer:** There are eight illuminance levels of light intensity on the lamp at each color temperature. Use the slider by touching the sliding light dimmer with your fingertip to change the illuminance.

Unplug the power cord if the lamp will not be used for long periods.

### One-Year Limited Warranty

ATTENTION! ONCE OPENED, PLEASE DO NOT RETURN THIS PRODUCT TO THE STORE WHERE IT WAS PURCHASED FOR REPAIR OR REPLACEMENT!

- Many questions may be answered by visiting [www.verilux.com](http://www.verilux.com), or you may call our Customer Service Department at 800-786-6850 during normal business hours.
- This limited warranty is provided by: Verilux, Inc., 340 Mad River Park, Waitsfield, VT 05673
- Verilux warrants this product to be free from defects in material and workmanship for a period of 1 year from the date of the original retail purchase from Verilux or an authorized Verilux distributor. Proof of purchase is

required for all warranty claims. During the limited warranty period, Verilux Inc., will, at its option, repair or replace defective parts of this product, at no charge to the customer, subject to these limitations: This limited warranty does not include any postage, freight, handling, insurance, or delivery fees. This warranty does not cover damage, defect, or failure caused by or resulting from accident, external destruction, alteration, modification, abuse, misuse, or misapplication of this product.

- This warranty does not cover damage to the product resulting from return shipping or handling. Verilux recommends purchasing shipping insurance to protect your investment.
- Return Authorization is required for all returns. To obtain a Return Authorization, please contact the Verilux Customer Service Department at 800-786-6850.
- If, during the first year of ownership, this product fails to operate properly, it should be returned as specified at [www.verilux.com/warranty](http://www.verilux.com/warranty) or as instructed by a Verilux customer service representative at 800-786-6850.

**Note:** Verilux recommends using a quality surge suppressor on all electronic equipment. Voltage variations and spikes can damage electronic components in any system. A quality suppressor can eliminate the vast majority of failures attributed to surges and may be purchased at electronics stores. Due to ongoing improvements, the actual product may have slight variations from the one described in this manual.

Please visit our website at: [www.verilux.com](http://www.verilux.com) or call 1-800-786-6850

Representatives are available Monday — Friday 9:00a.m to 5:00 p.m. EST 340 Mad River Park, Waitsfield, VT 05673

Made in China Printed in China for Verilux, Inc. © Copyright 2020 Verilux, Inc. All rights reserved.

**Model:** VD46

Edit#: 001	Title: VD46 Manual – Trim to Letter (A4) size
Date: 12/06/19	Version: Rev3

## FREQUENTLY ASKED QUESTIONS

What is the brand and model of the LED desk lamp described in the specifications?

The brand is Verilux, and the model is VD46 SmartLight LED Desk Lamp.

What are the dimensions of the Verilux VD46 SmartLight LED Desk Lamp?

The dimensions are 10.5 inches in diameter, 10.25 inches in width, and 22.2 inches in height.

What special feature does the Verilux VD46 SmartLight LED Desk Lamp offer?

It offers full spectrum lighting.

What type of light source does the Verilux VD46 SmartLight LED Desk Lamp use?

It uses LED light.

What material is the Verilux VD46 SmartLight LED Desk Lamp made of?

The lamp is made of plastic.

What type of lamp is the Verilux VD46 SmartLight LED Desk Lamp?

It is a desk lamp.

What type of switch does the Verilux VD46 SmartLight LED Desk Lamp feature?

It features a slide switch.

What connectivity technology does the Verilux VD46 SmartLight LED Desk Lamp utilize?

It utilizes USB connectivity technology.

What mounting type does the Verilux VD46 SmartLight LED Desk Lamp have?

It has a tabletop mounting type.

How does the Verilux VD46 SmartLight LED Desk Lamp provide lighting?

It provides adjustable lighting.

What control method does the Verilux VD46 SmartLight LED Desk Lamp use?

It uses touch control.

What is the item weight of the Verilux VD46 SmartLight LED Desk Lamp?

The item weight is 2.8 pounds.

What is the finish type of the Verilux VD46 SmartLight LED Desk Lamp?

The finish type is matte.

What is the wattage of the Verilux VD46 SmartLight LED Desk Lamp?

The wattage is 18 watts.

What special features does the Verilux VD46 SmartLight LED Desk Lamp offer?

It offers full spectrum lighting and is ETL-listed.

What support and warranty options are provided for the Verilux VD46 SmartLight LED Desk Lamp?

Verilux provides US-based live support and offers a 1-year warranty for the product.

## VIDEO – PRODUCT OVERVIEW



[Download the PDF link: Verilux VD46 SmartLight LED Desk Lamp Instruction Manual LED-Desk-Lamp-Instruction-Manual.mp4](#)

REFERENCE: [Verilux VD46 SmartLight LED Desk Lamp Instruction Manual -Device.Report](#)

---

## References

- [User Manual](#)

[Manuals+.](#) [Privacy Policy](#)

This website is an independent publication and is neither affiliated with nor endorsed by any of the trademark owners. The "Bluetooth®" word mark and logos are registered trademarks owned by Bluetooth SIG, Inc. The "Wi-Fi®" word mark and logos are registered trademarks owned by the Wi-Fi Alliance. Any use of these marks on this website does not imply any affiliation with or endorsement.