

Vent-Axia
Uniflex Plus
Distribution
Box



Vent-Axia Uniflex Plus Distribution Box Instruction Manual

[Home](#) » [Vent-Axia](#) » Vent-Axia Uniflex Plus Distribution Box Instruction Manual 

Contents

- [1 Vent-Axia Uniflex Plus Distribution Box](#)
- [2 Specifications](#)
- [3 Product Usage Instructions](#)
- [4 FAQ](#)
- [5 Information](#)
- [6 Installation Instructions](#)
- [7 More Information](#)
- [8 Documents / Resources](#)
 - [8.1 References](#)
- [9 Related Posts](#)

Vent-Axia®

Vent-Axia Uniflex Plus Distribution Box



Specifications

- **Model:** V5.0
- **Dimensions:** 132mm x cm
- **Biocide:** Sanitized MBE99-58 (Silver ions encapsulated in ceramic material)
- **Compliance:** I.a.w. Biocidal Products Regulation (EU 528/2012)

Product Usage Instructions

Installation Requirements:

- Ensure a minimum clearance of 250mm for sections 3.1 and 3.2 during installation.

Mounting Guidelines:

- Mount the product ensuring a clearance of at least 9cm around it to allow for proper ventilation.

Operating Instructions:

- Operate the product within the specified limits: maximum 10cm height, maximum 14m length, minimum 4m width, and maximum 1m depth.

Cleaning and Maintenance:

- Regularly clean the product using a damp cloth.
- Do not use abrasive cleaners to prevent damage to the surface.

Biocide Information:

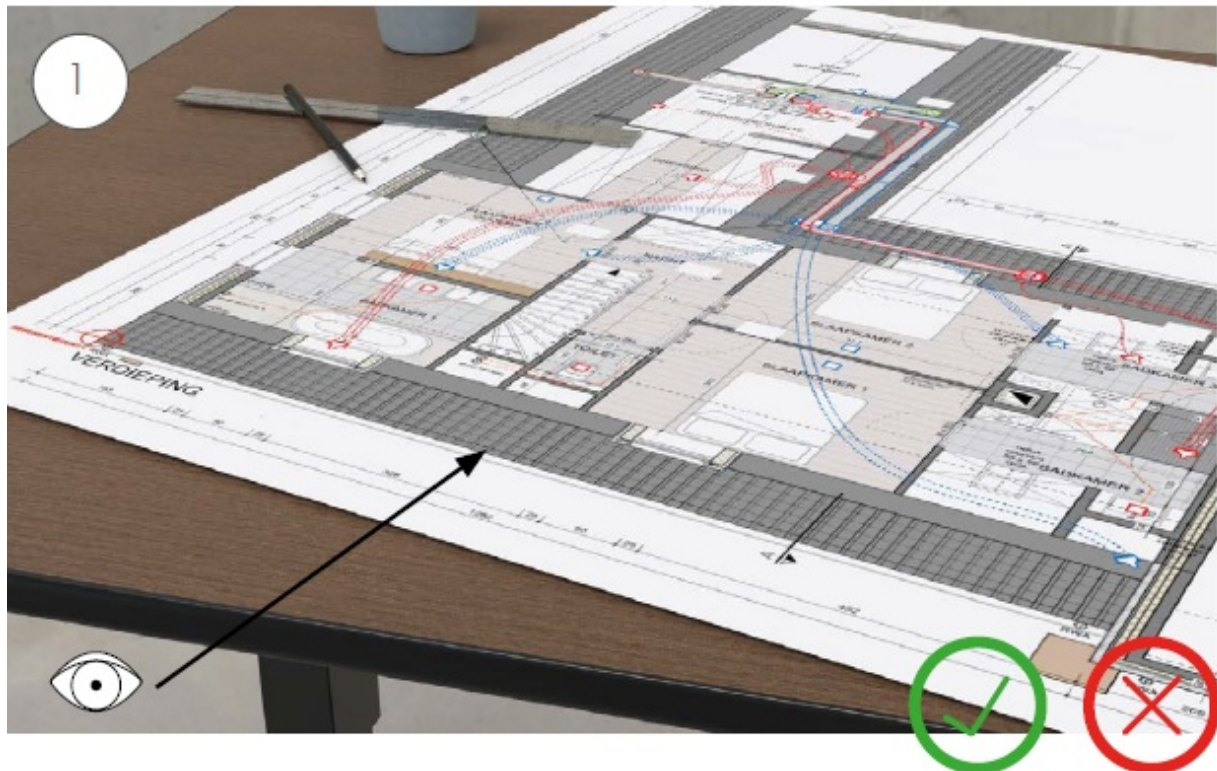
- The product contains a biocide (Sanitized MBE99-58) to minimize bacterial formation. Refer to the user manual for more details.

FAQ

Frequently Asked Questions

- **Q:** What should I do if the product is not operating as expected?
 - **A:** Check the power source and ensure all connections are secure. If issues persist, contact customer support for assistance.
- **Q:** How often should I clean the product?
 - **A:** It is recommended to clean the product at least once a month to maintain optimal performance.

Information



Installation Instructions

2



3.1

Ø160



3.2



Ø125 / Ø180



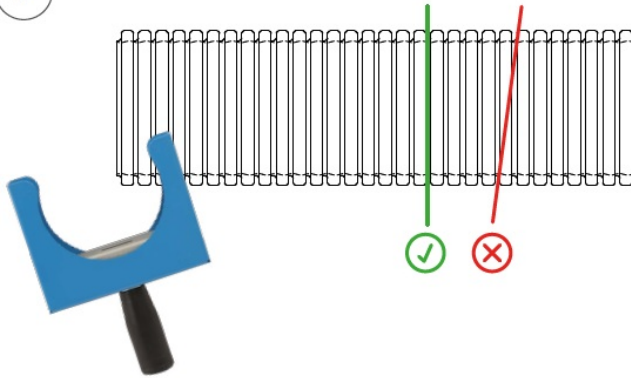
3.3




4



5



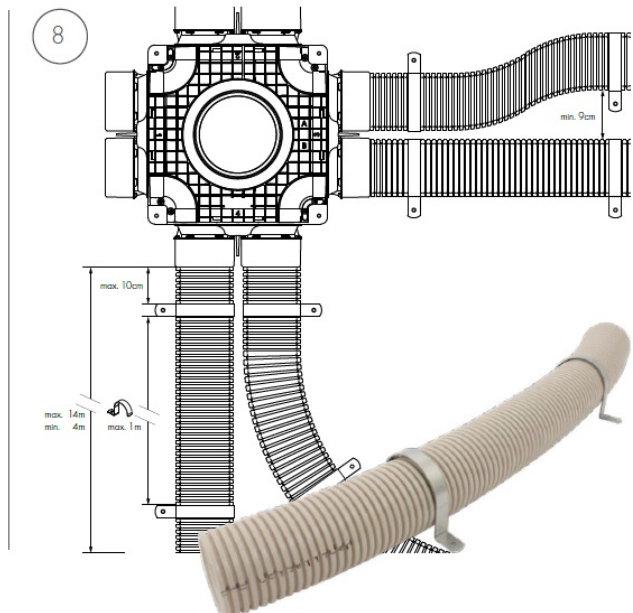
6



7



8






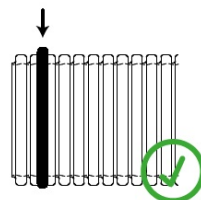
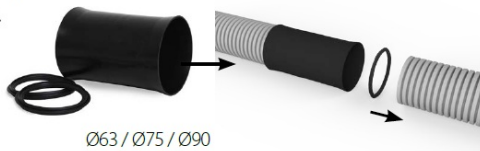
9






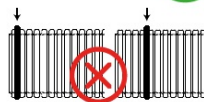
10



11



12




13



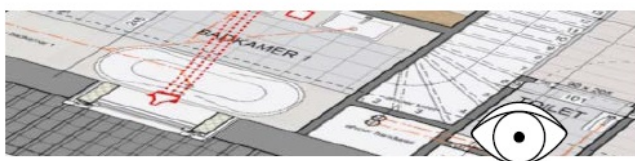
100%



14



More Information




More Information

This product contains an approved biocide (silver ions encapsulated in a ceramic material – Sanitized MBE99-58) to minimize bacterial formation;

I.a.w. Biocidal Products Regulation (EU 528/2012)

- www.vent-axia.de
- www.vent-axia.nl
- www.vent-axia.be

Documents / Resources

	<p>Vent-Axia Uniflex Plus Distribution Box [pdf] Instruction Manual Uniflex Plus, Uniflex Plus Distribution Box, Distribution Box, Box</p>
---	--

References

- [Vent-Axia België - Verschillende D-systemen en flexibele luchtkanalen](#)
- Vent-Axia.de
- [Vent-Axia - Ventilation, Heating, Hygiene and Cooling](#)
- [User Manual](#)

[Manuals±](#), [Privacy Policy](#)

This website is an independent publication and is neither affiliated with nor endorsed by any of the trademark owners. The "Bluetooth®" word mark and logos are registered trademarks owned by Bluetooth SIG, Inc. The "Wi-Fi®" word mark and logos are registered trademarks owned by the Wi-Fi Alliance. Any use of these marks on this website does not imply any affiliation with or endorsement.