



Vendor 58909A LED Light Net User Manual

[Home](#) » [Vendor](#) » Vendor 58909A LED Light Net User Manual 

Vendor 58909A LED Light Net



Contents

- [1 LED LIGHT NET](#)
- [2 SAFETY REGULATIONS, WARNINGS](#)
- [3 STORAGE](#)
- [4 WASTE MANAGEMENT](#)
- [5 REMOTE](#)
- [6 Documents / Resources](#)
- [7 Related Posts](#)

LED LIGHT NET

– 190 LEDs – mains powered – 3 x 2 m – 8 program

Make the windows and terrace of your home more beautiful with this warm white LED light net. The net of 190 LEDs is powered by an AC power source and can be used outdoors thanks to IP44 protection. Thanks to the large number of LEDs, the various light games, which can be adjusted using the silicone button on the adapter or the

remote control, provide a wonderful sight. It can also be ideal for decorating windows, filagoria and balconies.

- LED technology
- 8 different light modes
- Mains power operation
- Does not heat up, it's safe to use
- With white cable

Light source:	190 pcs LED
Number of strings:	19 pcs
Number of LED on each string:	10 pcs LED
LED color:	warm white
Power source:	100-240 V -50-60 Hz
Adapter power:	116 mA-3.6W
Total size of curtain:	300×200 cm
Distance between strings:	-16cm
Distance between LEDs:	-22cm
Cable length (plug – first LED):	3m
Protection:	IP44
Extendable:	no

Attention: Do not operate the product in the packaging. Do not replace the external flexible cable of the product. If the cord is damaged, discard the product. Do not operate without an adapter. Only use the product with the included adapter (GP-SW045DC0600-IP44(EUJ-1 CJ. When using the product, take into account the product specification and instructions.

The product must not be electrically connected to another product.

The mains cable can only be connected with the supplied insulating rubber ring. The light sources are not replaceable. It's not child's toy.

Keep away from children. If the light sources are broken or missing, there is a risk of electric shock, do not use! The external flexible power cord of the stringlight cannot be replaced. If the cord is damaged, the stringlight must be destroyed!

SAFETY REGULATIONS, WARNINGS

DANGER:

General advice: The device can only be used by adults, the storage location must be chosen in such a way that children cannot accidentally access it. Children must not play with the device.

Risk of electric shock: Never operate the device with wet hands! Touching the device, including its power plug and cable, with wet hands is strictly prohibited!

The device must only be connected to alternating current with the correct voltage. Do not use the device near bathtubs, showers, swimming pools or sinks containing water. Disconnect the device from the socket only by grabbing the mains plug.

Operation: Make sure of the environmental regulations before use! It is forbidden to use the device in an explosive environment! In case of use in special places (e.g.: gas filling stations, spa, etc.), local safety regulations must be followed! The device must not be operated from an outlet with a timer!

WARNING:

General advice: The device may only be used for its intended purpose! During use, take care of the health and safety of people around you (especially children).

The device may only be used by people who have read and understood this user manual and are able to operate the device accordingly! People with reduced mental, physical or sensory abilities may not use the device! Children must not use the device!

Risk of electric shock: Only connect the device to a mains socket whose safe operation you are convinced of, and it was installed by a professional according to the IEC 60364-1 standard. Before each use, make sure that the device and the network cable and connector are undamaged! Only undamaged devices can be operated! If you experience any damage, do not use the device, contact a specialist service! During use, take care of the integrity of the network cable, avoid sharp edges and objects that may cause damage to the surface of the cable. Avoid the use of extension cables and distributors, because they are a source of danger during operation. Always disconnect the device from the electrical network when not in use! Maintenance work can only be done with the mains plug unplugged!

WARNING:

General advice: Do not use the device if you have previously dropped it or bumped it against something and it is visibly damaged! Safety devices must be used as intended, their modification or elimination is strictly prohibited!

Operation: Always operate and store the device in accordance with the description!

In every case, check that the device, cable, connector and accessories are intact! Do not use the device if it is damaged!

WARNING:

Operation: Only use the device above freezing point, 0 °C to avoid condensation and electric shock. Never leave the device unattended when it is connected to the mains power source! Protect the device from moisture and

water! Do not store the device outside, exposed to large temperature fluctuations or weather conditions.

STORAGE

Store it in a cool, dry place. Do not throw away the product's box. You can use it to store your device when you are not using it. Attention! The string of lights must only be wound when the power is disconnected. When packing the stringlights, make sure that the cable can't be broken or damaged while it's in the box.

WASTE MANAGEMENT


(Valid in the European Union and all other European states that participate in selective collection). According to the 2012/19/EU directives, electrical waste and appliances cannot be thrown away as household waste. Old appliances must be collected in order to maximize the recycling of raw materials, thereby reducing their impact on people's health and the environment. The crossed-out bin symbol is on all products for which separate collection is mandatory. Consumers should check with their local authorities for more information.

REMOTE

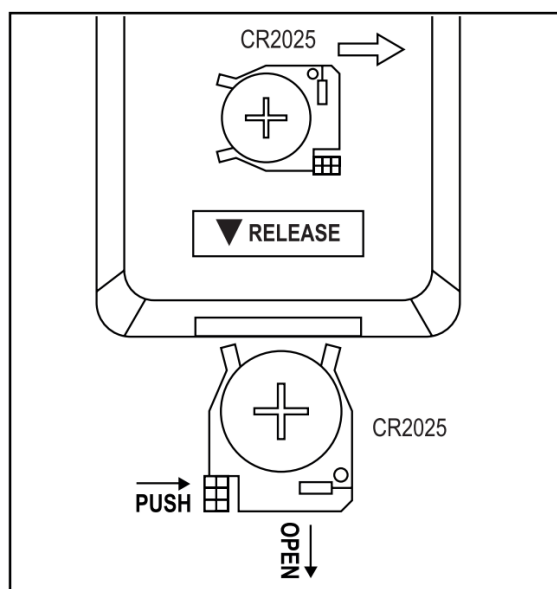
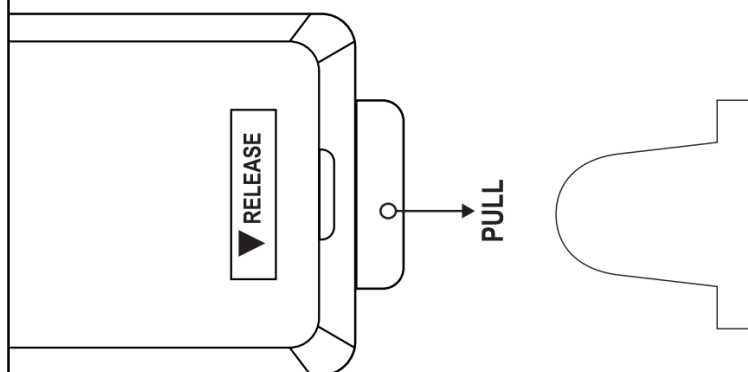
The remote works with infrared technology, so point the remote towards the string light adapter you want to control. The infrared signal works at a maximum distance of 4-5 meters, make sure that no object or person comes between you and the adapter during control. If you do not use the device for a longer period, it is recommended to remove the battery.

BUTTONS:


ON	Turn on button
Timer OFF	Timer off
OFF	Turn off
1-8-ig	Lighting modes
6H	6 hours timer
8H	8 hours timer
6639H	fully automatic, one-day timing: 6 hours on, 6 hours off, 3 hours on, 9 hours off consecutively.
DIM+/-:	Increase/decrease brightness 1. 100% 2. 75% 3. 50% 4. 25%



REMOVE THE FOIL FROM THE BATTERY HOLDER, THEN THE REMOTE CONTROL WILL BE READY FOR USE.



Documents / Resources

	<p>Vendor 58909A LED Light Net [pdf] User Manual</p> <p>58909A LED Light Net, 58909A, LED Light Net, Light Net, Net</p>
-----------------------------------------------------------------------------------	-----------------------------------------------------------------------------------------------------------------------------------------