



velleman HQRC10002 Wireless Controller User Manual

[Home](#) » [Velleman](#) » velleman HQRC10002 Wireless Controller User Manual 

velleman HQRC10002 Wireless Controller



Contents

- 1 Introduction
- 2 Safety Instructions
- 3 General Guidelines
- 4 Battery
- 5 Operation
- 6 Maintenance
- 7 Specifications
- 8 Documents / Resources
 - 8.1 References
- 9 Related Posts

Introduction

To all residents of the European Union

Important environmental information about this product



This symbol on the device or the package indicates that disposal of the device after its lifecycle could harm the environment. Do not dispose of the unit (or batteries) as unsorted municipal waste; it should be taken to a specialized company for recycling. This device should be returned to your distributor or to a local recycling service. Respect the local environmental rules.

If in doubt, contact your local waste disposal authorities.

Thank you for choosing HQPower™! Please read the manual thoroughly before bringing this device into service. If the device was damaged in transit, do not install or use it and contact your dealer.

Safety Instructions

- This device can be used by children aged from 8 years and above, and persons with reduced physical, sensory or mental capabilities or lack of experience and knowledge if they have been given supervision or instruction concerning the use of the device in a safe way and understand the hazards involved. Children shall not play with the device. Cleaning and user maintenance shall not be made by children without supervision.
- There are no user-serviceable parts inside the device.
Refer to an authorized dealer for service and/or spare parts.
- Do not immerge the device in any liquid. Keep the main unit away from high heat.

General Guidelines

- Refer to the Velleman® Service and Quality Warranty on www.velleman.eu.
- Protect this device from shocks and abuse. Avoid brute force when operating the device.
- Familiarise yourself with the functions of the device before actually using it.
- All modifications of the device are forbidden for safety reasons. Damage caused by user modifications to the device is not covered by the warranty.
- Only use the device for its intended purpose. Using the device in an unauthorised way will void the warranty.
- Damage caused by disregard of certain guidelines in this manual is not covered by the warranty and the dealer will not accept responsibility for any ensuing defects or problems.
- Keep this manual for future reference.

Battery

Warning: Do not puncture batteries or throw them in fire as they may explode. Do not attempt to recharge non-rechargeable batteries (alkaline). Dispose of batteries in accordance with local regulations. Keep batteries away from children.

- Open the battery compartment at the back of the transmitter.
- Install 1 x battery according to the correct polarity.
- Close the battery compartment.

Operation

- Connect the receiver to your fog/smoke machine.
- Pair your fog/smoke machine to the receiver. To do so, switch on your fog/smoke machine and enable the remote mode. Next, press and hold any button on the transmitter until the display on the fog/smoke machine flashes twice (this can take up to 12 seconds).
- Your receiver is now paired to the transmitter. Press the on or the off-button on the transmitter to activate or to deactivate the fog/smoke machine.

Maintenance

Occasionally wipe with a damp cloth to keep it looking new. Do not use harsh chemicals, cleaning solvents or strong detergents.

Specifications


frequency 433 MHz
range30 m
power supply 1 x 12 V alkaline A27

R&TTE Declaration of Conformity



Hereby, Velleman NV declares that the radio equipment type [HQRC10002] is in compliance with Directive 2014/53/EU.

The full text of the EU declaration of conformity is available at the following internet address: www.velleman.eu.

Documents / Resources

	<p>velleman HQRC10002 Wireless Controller [pdf] User Manual HQRC10002 Wireless Controller, HQRC10002, Wireless Controller</p>
-------------------------------------------------------------------------------------	---------------------------------------------------------------------------------------------------------------------------------------------------

References

-  [Details â€œ Own brands â€œ Velleman â€œ Wholesaler and developer of electronics](#)
-  [Velleman â€œ Wholesaler and developer of electronics](#)

Manuals+.