



Veise SP-536A+DF-8275HA-SFS-CUT Wireless camera monitor system User Manual

[Home](#) » [Veise](#) » Veise SP-536A+DF-8275HA-SFS-CUT Wireless camera monitor system User Manual 



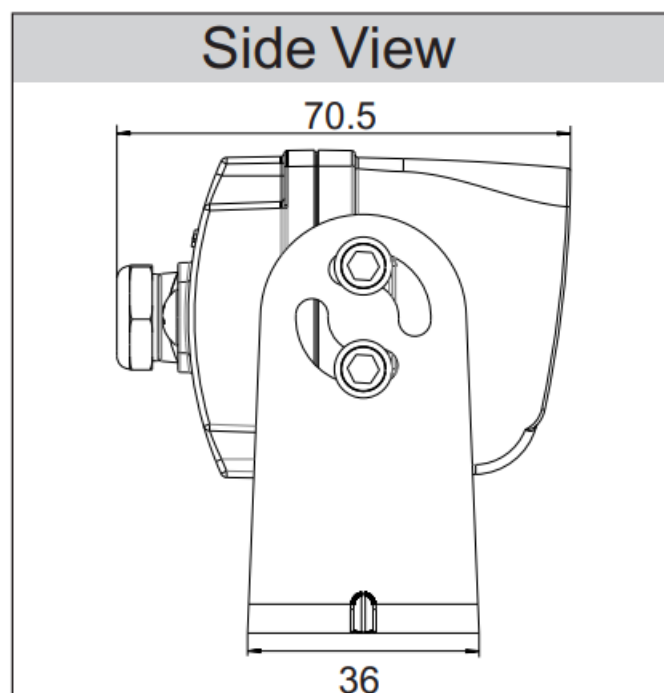
Contents


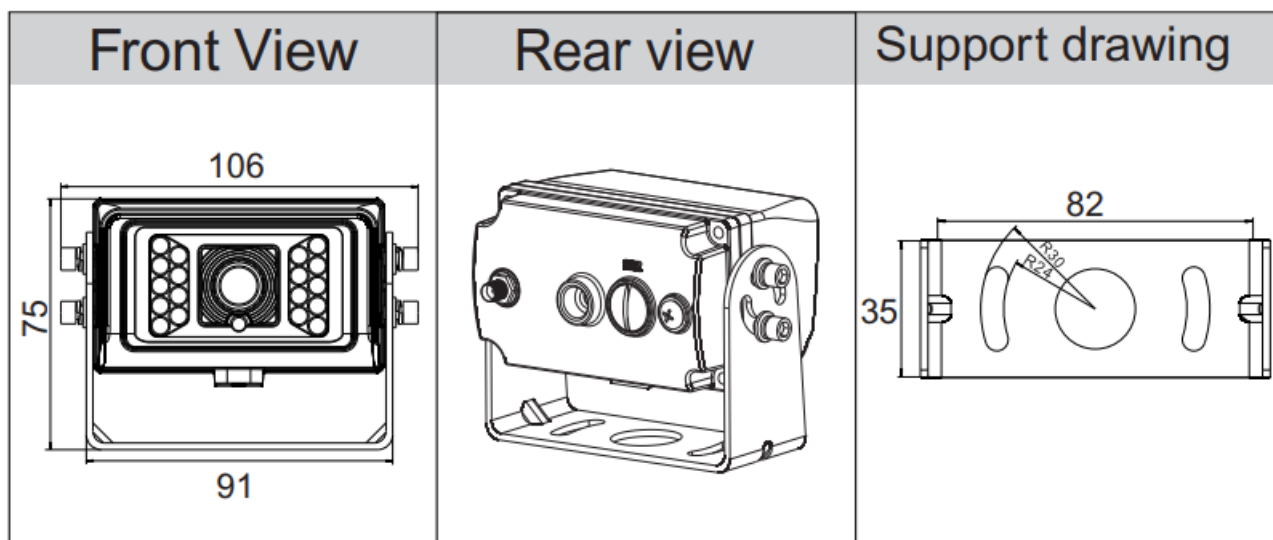
- [1 Veise SP-536A+DF-8275HA-SFS-CUT Wireless camera monitor system](#)
- [2 Structure and Definitions](#)
- [3 Technical Parameters](#)
- [4 FCC STATEMENT](#)
- [5 Documents / Resources](#)
- [6 Related Posts](#)

Veise SP-536A+DF-8275HA-SFS-CUT Wireless camera monitor system



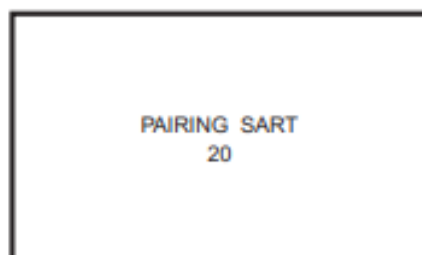
Structure and Definitions



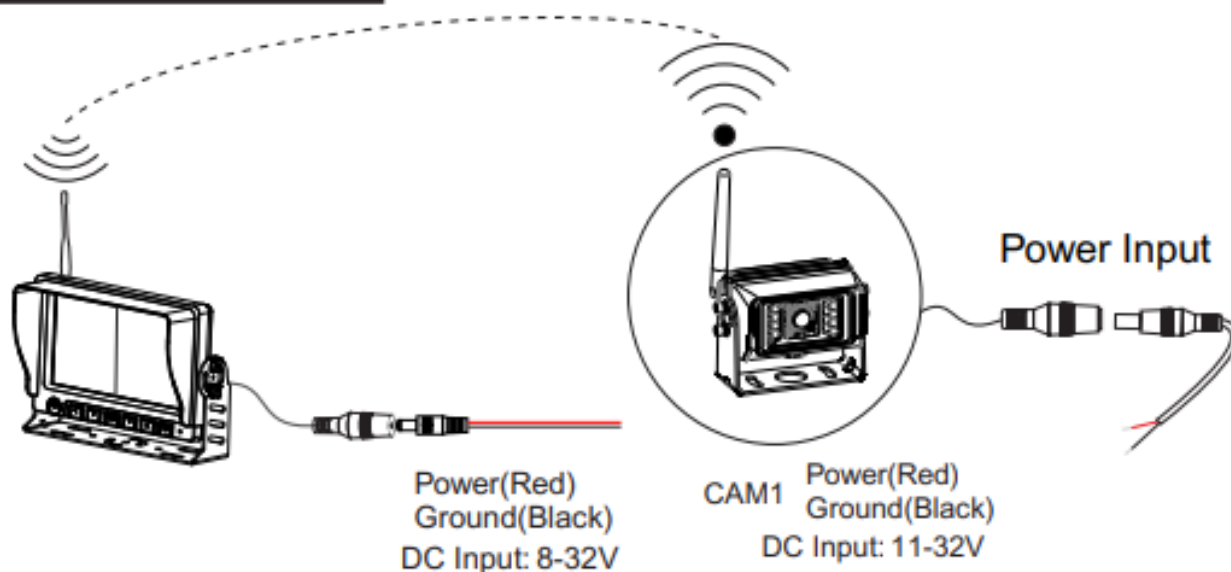


Technical Parameters

PAIR instruction



PAIR: Establish the connection between the monitor and camera, make the system work in order. Enter the menu, chose PAIR and press OK to enter the pair. the monitor display **PAIRING START 20**. During the 50 seconds, make the camera re-energized, the monitor will show the camera image in 5~10s.



Camera	Color CMOS Camera
Image Pick-up Device	1/3" Color CMOS
Picture Elements	NTSC:960(H)X480(V);PAL:960(H)X480(V)
Horizontal Resolution	600 TV Lines
Transmission Power	8dBm-10dBm with Power control
Minimum illumination	0 Lux At Night (IR LED ON)
IR-CUT	Automatic switch, day and night mode
View Angle	120
Waterproof rating	IP69K
Shockproof Rating	10G
operating voltage range	DC11~32V
Dimension	106(W) x 75(H) x 70.5(D) mm

FCC STATEMENT

This device complies with Part 15 of the FCC Rules. Operation is subject to the following two conditions:

1. This device may not cause harmful interference, and
2. This device must accept any interference received, including interference that may cause undesired operation.

Warning: Changes or modifications not expressly approved by the party responsible for compliance could void the user's authority to operate the equipment.

NOTE: This equipment has been tested and found to comply with the limits for a Class B digital device, pursuant to Part 15 of the FCC Rules. These limits are designed to provide reasonable protection against harmful interference in a residential installation. This equipment generates uses and can radiate radio frequency energy and, if not installed and used in accordance with the instructions, may cause harmful interference to radio communications. However, there is no guarantee that interference will not occur in a particular installation. If this equipment does cause harmful interference to radio or television reception, which can be determined by turning the equipment off and on, the user is encouraged to try to correct the interference by one or more of the following measures:


Reorient or relocate the receiving antenna.

Increase the separation between the equipment and receiver. Connect the equipment into an outlet on a circuit different from that to which the Consult the dealer or an experienced radio/TV technician for help.

FCC Radiation Exposure Statement:

This equipment complies with FCC radiation exposure limits set forth for an uncontrolled environment. This equipment should be installed and operated with a minimum distance of 20cm between the radiator & your body.

Documents / Resources



[Veise SP-536A+DF-8275HA-SFS-CUT Wireless camera monitor system](#) [pdf] User Manual
J-SP, JSP, 2ADG4J-SP, 2ADG4JSP, SP-536A DF-8275HA-SFS-CUT Wireless camera monitor
system, SP-536A DF-8275HA-SFS-CUT, Wireless camera monitor system