



VECOS W1 Connection Box Hub Owner's Manual

[Home](#) » [VECOS](#) » VECOS W1 Connection Box Hub Owner's Manual 

VECOS[®] VECOS W1 HUB Datasheet Rev 1.0 Owner's Manual



Contents

- [1 Technical information:](#)
- [2 Risk of electric shocks:](#)
- [3 Accessibility:](#)
- [4 Connect the wiring:](#)
- [5 DIP switches:](#)
- [6 Documents / Resources](#)
 - [6.1 References](#)

Technical information:

Article number : PC18009S0
Description : Vecos W1 Connection Box
Model no. : Vecos W1 HUB
Input voltage : 27.0Vdc
Power use : 0.27W
Protection input : –

FCC ID : 2ACYAW1HUB

IC : 25896-W1HUB

Operating temp. : -5° C ... +45°C

Storage temp. : -30°C ... +80°C

Humidity : 0% ... 85% non-condensing

Housing : UL94-V0 Fire Enclosure

Environment : Indoor, Clean and dry

Max. Height : 2000m [6561 ft] Dimensions : 159 x 81 x 30mm (l x w x h)

Max. locks : 128pcs VECOS W1 series locks

Mounting : 2x DIN 7985 M4 x 16 or : 2x DIN 7891 3.9 x 16

Regulations:

Directives EU : RED, RoHS, REACH

Regulations UK : S.I. 2017.1206,

USA, Canada : cULus, FCC 15B Class B, ICES-003 Class B

Included parts:

- HUB Communication cable 3m
- HUB Power cable red/black 3m

Warning:

- Installation and servicing should be performed only by VECOS Europe B.V. qualified and experienced technicians to conform to all local codes and to maintain your warranty. Warranty is void when the HUB is opened.
- The HUB may only be connected to VECOS W1 series Locks, the LBC3 terminal and one of the approved power supplies.
- The data cables needs to be a cULus Recognised cable with a min. gauge of 26 AWG, a voltage rating of 30 V and a temperature rating of -20 °C ... + 60 °C. The 8P8C RJ45 plugs on the cables needs to have gold flash on the contacts.
- The power cable needs to be an UL recognised cable which has a minimum wire gauge of 16 AWG, a voltage rating of 300 V and a temperature rating of -20 °C ... + 80 °C.
- The W1 HUB may only be powered by one of the following cULus Recognized Power Supplies by Mean Well Enterprises Co., Ltd.:
 - HLG-185H-24TE10
 - HLG-185H-24TE11
 - HEP-185-24A

Risk of electric shocks:

Unprofessional installation and repairs can introduce great danger to the user of the equipment.

- When a cable is damaged: Disconnect the Cable from the LBC 3.0 and W1 HUB controller.
- Repairs on the W1 HUB may exclusively be performed by the manufacturer or a trained and VECOS Europe B.V. qualified person.
- Only original parts as specified by the manufacturer may be used. The manufacturer guaranties only parts which fulfil the safety requirements.
- A new cable may only be created and/or installed by a qualified technician.

Use cases:

Warning: This equipment is not intended for domestic use.

Operation of this equipment in a residential environment could cause radio interference!

Accessibility:

When the HUB is assembled in the cabinet, the cable must not be accessible without specific tools and/or keys.

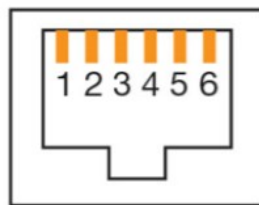
Connect the wiring:

The HUB has 1 SMA connector (see first picture) to connect an external BLE/HF antenna and 1 button to activate bounding mode.



The lock has 2 RJ45 connectors, both are identical:

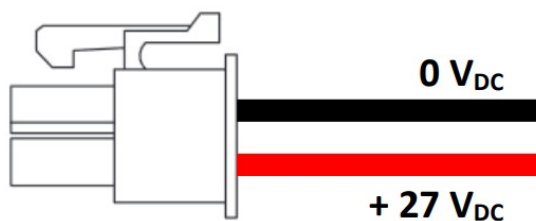
1 – NC	5 – RS485-A
2 – Block-2 Common	6 – Block-1
3 – Block-1 Common	7 – Block-2
4 – RS485-B	8 – NC



RJ12 Socket as viewed

Power:

The terminals may only be applied to the power cable with tools described by the terminal manufacturer.

**DIP switches:**

1. – Antenna selection, OFF=Internal, ON=External

2. – Bus Block 1 signal connected to Block open
3. – Bus Block 2 signal connected to Block open
4. – RS485 Termination (activate on last HUB)

FCC and ISED Radiation Exposure Statement:

This equipment complies with FCC and Canadian radiation exposure limits set forth for an uncontrolled environment.

This transmitter must not be co-located or operating in conjunction with any other antenna or transmitter.

FCC and ISED Compliance statement:

This device complies with part 15 of the FCC Rules and to RSS-247 of Innovation, Science and Economic Development Canada. Operation is subject to the following two conditions:

- (1) this device may not cause harmful interference, and
 - (2) this device must accept any interference received, including interference that may cause undesired operation.
- Changes or modifications not expressly approved by the party responsible for compliance could void the user's authority to operate the equipment.

ISED EMC Declaration:

This Class B digital apparatus complies with Canadian ICES003.

FCC Information to the User:

This equipment has been tested and found to comply with the limits for a Class B digital devices, pursuant to part 15 of the FCC Rules. These limits are designed to provide reasonable protection against harmful interference in a residential installation. This equipment generates, uses and can radiate radio frequent energy and, if not installed and used in accordance with the instructions, may cause harmful interference to radio communications. However, there is no guarantee that interference will not occur in a particular installation. If this equipment does not cause harmful interference to radio or television reception, which can be determine by turning the equipment off and on, the user is encouraged to try to correct the interference by one or more of the following measures:

- Reorient or relocate the receiving antenna.
- Increase the separation between the equipment and receiver.
- Connect the equipment to an outlet on a circuit different from that to which the receiver is connected.
- Any changes or modifications not expressly approved by the party responsible for compliance could void the user's authority to operate the equipment.
- To ensure compliance with FCC regulations, use only the interface cables provided with the product, or additional specified components or accessories that can be used with the installation of the product.

Canada & USA safety:

The equipment supplied is part of the "Releezme W1 Hardware" system and is cULus approved with File number E513979, CCNs AZOT/AZOT7 according to UL 62368-1 and CSA C22.2 No. 62368-1-14 Audio/Video, Information and Communication Technology Equipment – part 1: Safety requirements – Edition 3 – 2019

Hereby VECOS Europe B.V. declares that the subject equipment is in compliance with the:

CE:

- RED directive 2014/53/EU
- RoHS Directive 2011/65/EU (RoHS 2), (EU) 2015/863 and (EU) 2019/171
- REACH Regulation 1907/2006/EC

UK CA:

- The Radio Equipment Regulations 2017 (S.I. 2017.1206) of the UK Legislation relating to radio.
- UK Legislation Environmental Protection 2012 No. 3032 Restriction of the Use of Certain Hazardous Substances in Electrical and Electronic Equipment Regulations 2012.

The full text of the CE – and UK CA Declaration of Conformity is available upon request.

Support:

VECOS Europe B.V.

ESP 237


5633 AD Eindhoven

The Netherlands

+31 (0) 40 3686030

ServiceDesk@vecos.com

Documents / Resources

	<p>VECOS W1 Connection Box Hub [pdf] Owner's Manual W1, W1 Connection Box Hub, Connection Box Hub, Box Hub, Hub</p>
--	---

References

- [User Manual](#)

Manuals+, Privacy Policy

This website is an independent publication and is neither affiliated with nor endorsed by any of the trademark owners. The "Bluetooth®" word mark and logos are registered trademarks owned by Bluetooth SIG, Inc. The "Wi-Fi®" word mark and logos are registered trademarks owned by the Wi-Fi Alliance. Any use of these marks on this website does not imply any affiliation with or endorsement.