



VAYDEER ZG603 Multi-Function Monitor Stand Riser User Manual

[Home](#) » [VAYDEER](#) » VAYDEER ZG603 Multi-Function Monitor Stand Riser User Manual 

Contents

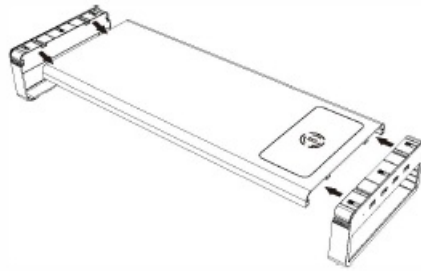
- [1 VAYDEER ZG603 Multi-Function Monitor Stand Riser](#)
- [2 Installation Method](#)
- [3 Product Wiring Diagram](#)
- [4 Q&A](#)
- [5 Product parameters](#)
- [6 Usage environment](#)
- [7 Documents / Resources](#)
- [8 Related Posts](#)

VAYDEER

VAYDEER ZG603 Multi-Function Monitor Stand Riser

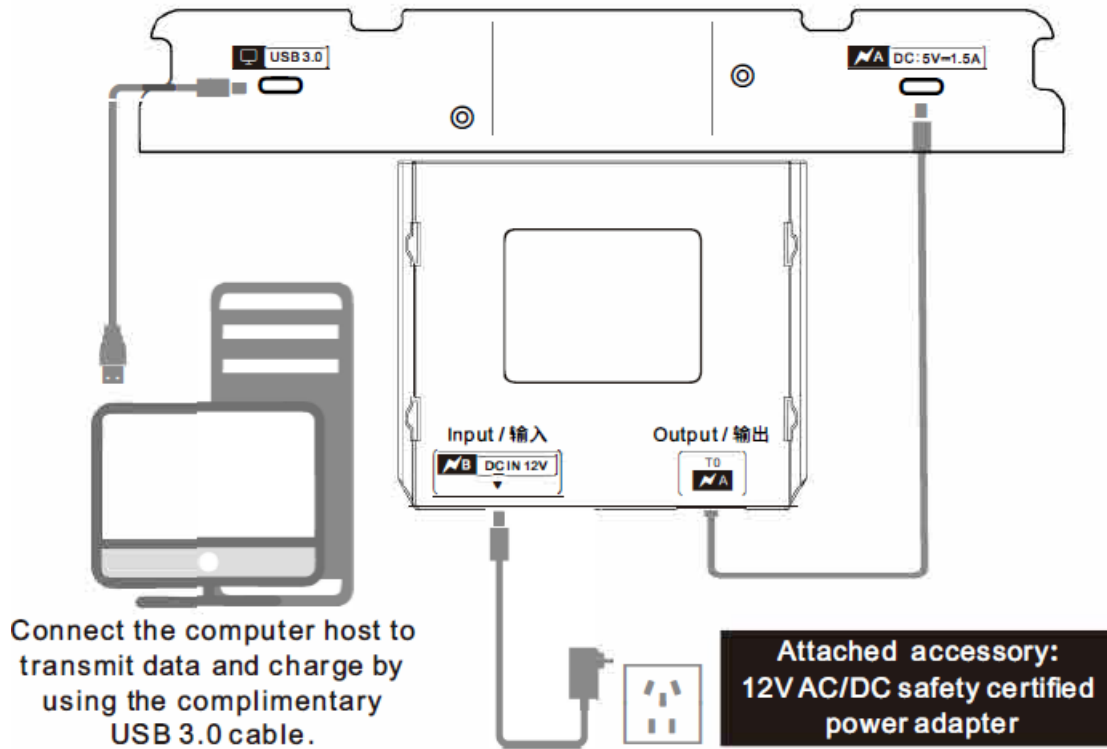


Installation Method



Take out the support components from the packing box, insert them into the aluminum alloy panel guide as the figure above, keep it firm and steady, then it can be put on the desk and used.

Product Wiring Diagram



Q&A

1. Q: U Flash Disk.Hard disk device. mobile phones. keyboards and mice or other devices do not work with the data transmission?

A: Please follow the instructions for your reference:

1. Be sure the USB Data cable is connected correctly to the computer (please refer to the instructions).
2. Be sure the indicator light is blue on the leg of the monitor stand.
3. Whether your large-capacity(hard disk device) storage is over 1 T, then we make sure if the connecting is ok between the wireless charging module to the HUB Type-c power port.
4. Be sure there no problems with the computer USB PORTS. Please plug the data cable into to the computer USB ports.
5. IF the data cable is not available, please replace the data cable. If it still does not work, please contact our customer

2. Q: Wireless charging is not working properly or is wireless charging too slow?

A: Please follow the steps below to solve problems:

1. Please make sure that your cell phone supports Wireless charging.
2. Please check if the phone is placed in the center of the wireless charging area, you can adjust the position of your phone to find the proper position.
3. Please check if the phone is with metal or over a thick (more than 5mm) phone case. Please remove the case, and then try it again.
4. Please replace the power adapter and please try it again. If your devices still can't get any charging, please contact our customer service,our technical specialist will solve any problems asap.

Customer service email address: Vaydeer@gmail.com

Product parameters

| | |
|--------------------------|--|
| Product Name | Multi-function Monitor Stand Riser |
| Model | ZG603 |
| Input | 12V= 2.0A |
| Wireless charging Output | 5W/7.5W/1 OW (Automatic match Output-based receiving device.) |
| HUB Output | Single port: 5V=1.5A (Max) Four ports: 5V=1.5A (Total} |
| Frequency Band | 115.3846kHz lo 147.2756kHz |
| H-field | -14.61dBμA/m at 10m |

Usage environment

1. Working environment temperature:0°C-40°C.
2. Below 2000 meters above sea level.
3. Storage temperature:-10°C-50°C.
4. This product is for indoor use only.


NOTE

The statements should be displayed in the user manual:

- This device complies with Part 15 of the FCC Rules.
- Operation is subject to the following two conditions:
 1. This device may not cause harmful interference.
 2. This device must accept any interference received, including interference that may cause undesired operation.
- Changes or modifications not expressly approved by the party responsible for compliance could void the user's authority to operate the equipment.
- This equipment has been tested and found to comply with the limits for a wireless power charger, pursuant to Part 15 of the FCC Rules.
- These limits are designed to provide reasonable protection against harmful interference in a residential installation.

- This equipment generates, uses, and can radiate radio frequency energy and, if not installed and used in accordance with the instructions, may cause harmful interference to radio communications. However, there is no guarantee that interference will not occur in a particular installation.
- If this equipment does cause harmful interference to radio or television reception, which can be determined by turning the equipment off and on, the user is encouraged to try to correct the interference by one or more of the following measures:
 1. Reorient or relocate the receiving antenna.
 2. Increase the separation between the equipment and receiver.
 3. Connect the equipment into an outlet on a circuit different from that to which the receiver is connected.
 4. Consult the dealer or an experienced radio/TV technician for help.
- This equipment complies with FCC radiation exposure limits set forth for an uncontrolled environment.
- This equipment should be installed and operated with a minimum distance of 20cm between the radiator and your body.
- This transmitter must not be co-located or operating in conjunction with any other antenna or transmitter.

Documents / Resources

| | |
|---|--|
|  | <p>VAYDEER ZG603 Multi-Function Monitor Stand Riser [pdf] User Manual ZG603, 2AU7X-ZG603, 2AU7XZG603, ZG603 Multi-Function Monitor Stand Riser, ZG603, Multi-Function Monitor Stand Riser</p> |
|---|--|