

variable C10 Card Beacon Fashionable Multi-use Card User Manual


[Home](#) » [variable](#) » variable C10 Card Beacon Fashionable Multi-use Card User Manual 

Contents

- 1 [variable C10 Card Beacon Fashionable Multi-use Card](#)
- 2 [Product Introduction](#)
- 3 [How to use](#)
- 4 [FCC Warning Statement](#)
- 5 [Documents / Resources](#)
- 6 [Related Posts](#)

Variable

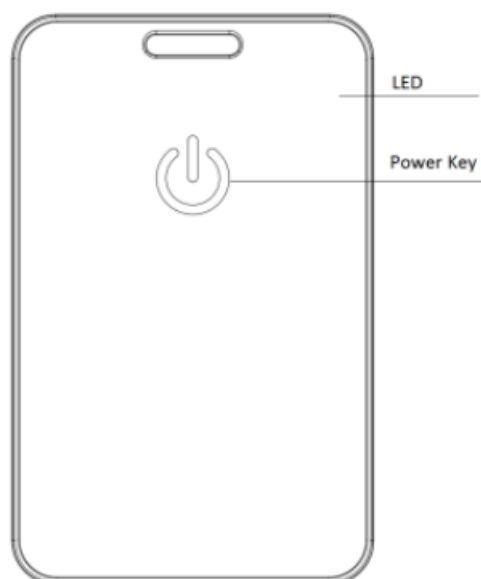
variable C10 Card Beacon Fashionable Multi-use Card



Product Introduction

Users can take this product for personnel positioning, check-in, and other

-



functions, and use it with gateways or mobile apps.

- Otherwise, Support iBeacon and Eddystone

How to use

Power on

- In the Power-off state, long-press the power key for 5s, the LED will flash 3 times at 1Hz, which means the power on is successful

Power off

- In the power-on state, press and hold the power key for 15s, the LED will flash 5 times at 2Hz, which means the power on is successful

Low voltage alarm

- In the power-on state, if the battery level is less than 20%, the LED light will flash once every 10s


Items Not Under Warranty

1. Unauthorized repairs, misuse, collisions, negligence, abuse, exposure of the product to moisture or water, accidents, alteration, improper use of accessories, tearing or alteration of stickers or anti-counterfeiting marks.
2. The validity period of the warranty has passed
3. Damage caused by force majeure, damage or malfunction caused by problems other than the design, technology, manufacturing quality of the product.

FCC Warning Statement

Changes or modifications not expressly approved by the party responsible for compliance could void the user's authority to operate the equipment.

Documents / Resources

	variable C10 Card Beacon Fashionable Multi-use Card [pdf] User Manual DSBC120, 2AUXB-DSBC120, 2AUXBDSBC120, C10, Card Beacon Fashionable Multi-use Card
---	--