



# Vancer 2A8S4-GEMINI Castor Mouse Instruction Manual

[Home](#) » [Vancer](#) » Vancer 2A8S4-GEMINI Castor Mouse Instruction Manual 



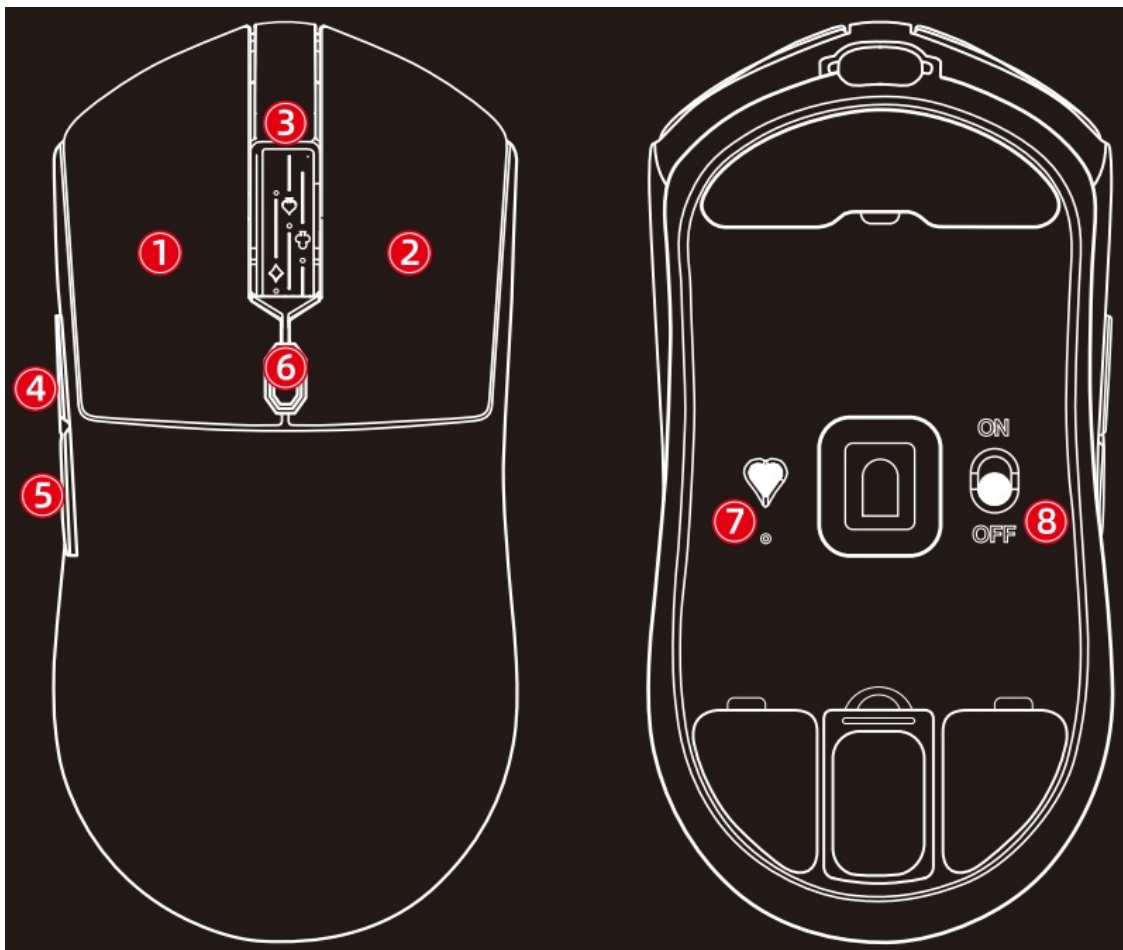
**Gemini Castor**



## Contents

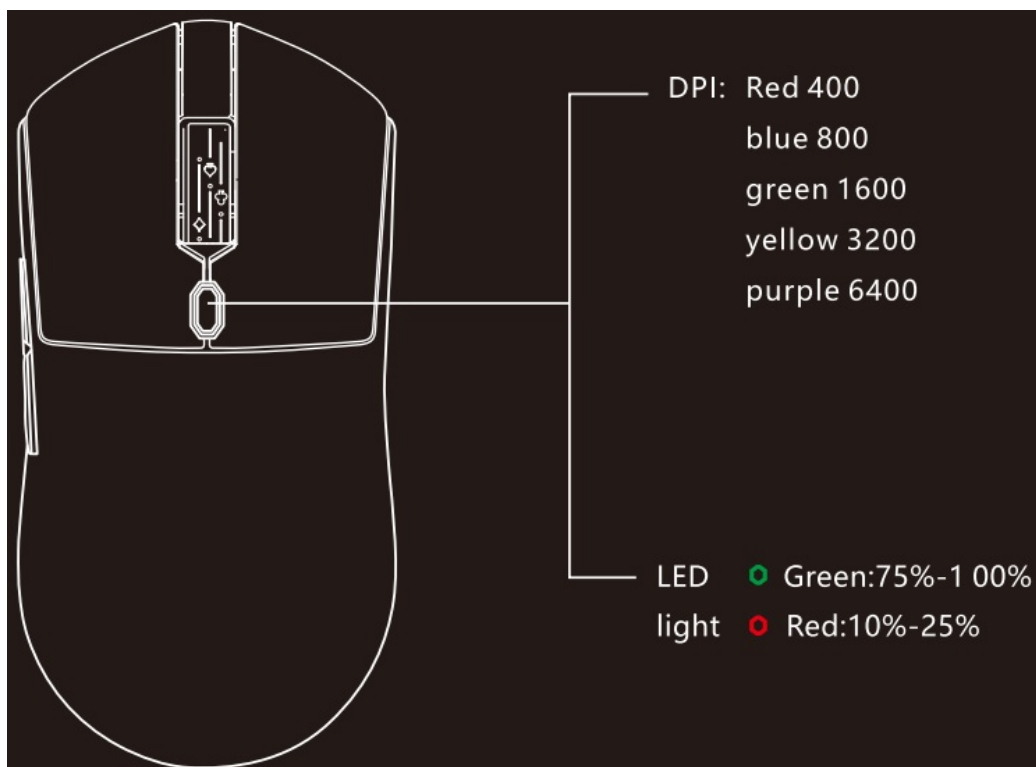
- [1 2A8S4-GEMINI Castor Mouse](#)
- [2 Environment](#)
- [3 Charging](#)
- [4 FCC Compliance Statement:](#)
- [5 Documents / Resources](#)
  - [5.1 References](#)

**2A8S4-GEMINI Castor Mouse**



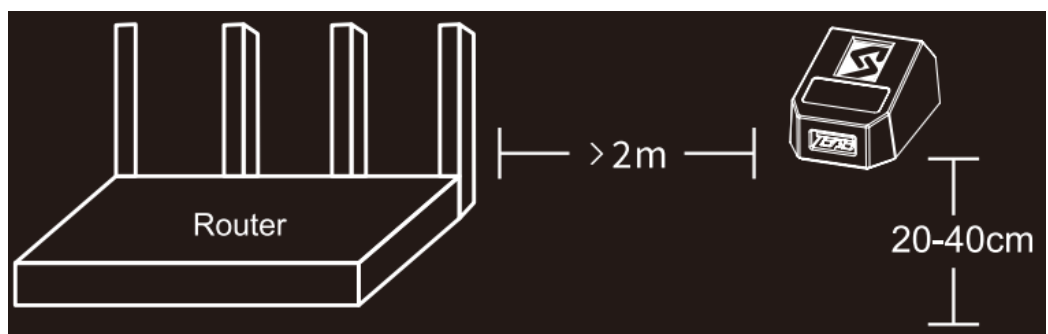
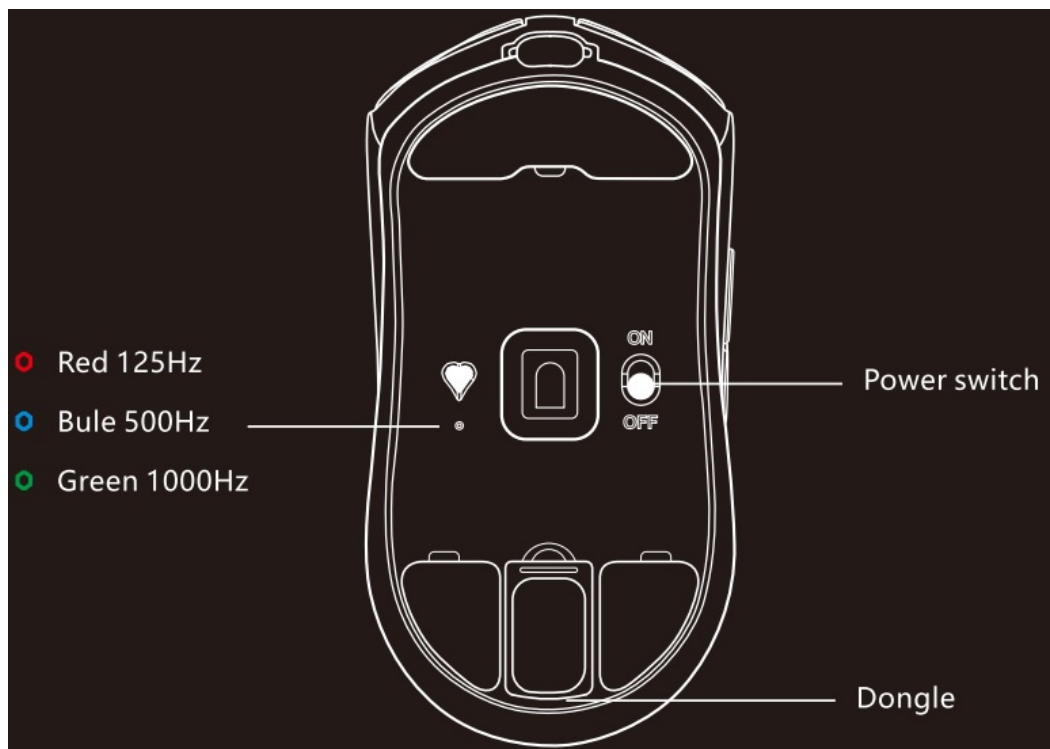
- (1) Left button
- (2) Right button
- (3) Middle button
- (4) Side button 4

- (5) Side button 5
- (6) DP1 button/Led
- (7) Report switch
- (8) Power switch



Low battery: Red light flashing

Charging: Yellow light flashing  
Fully charged: The light turns green



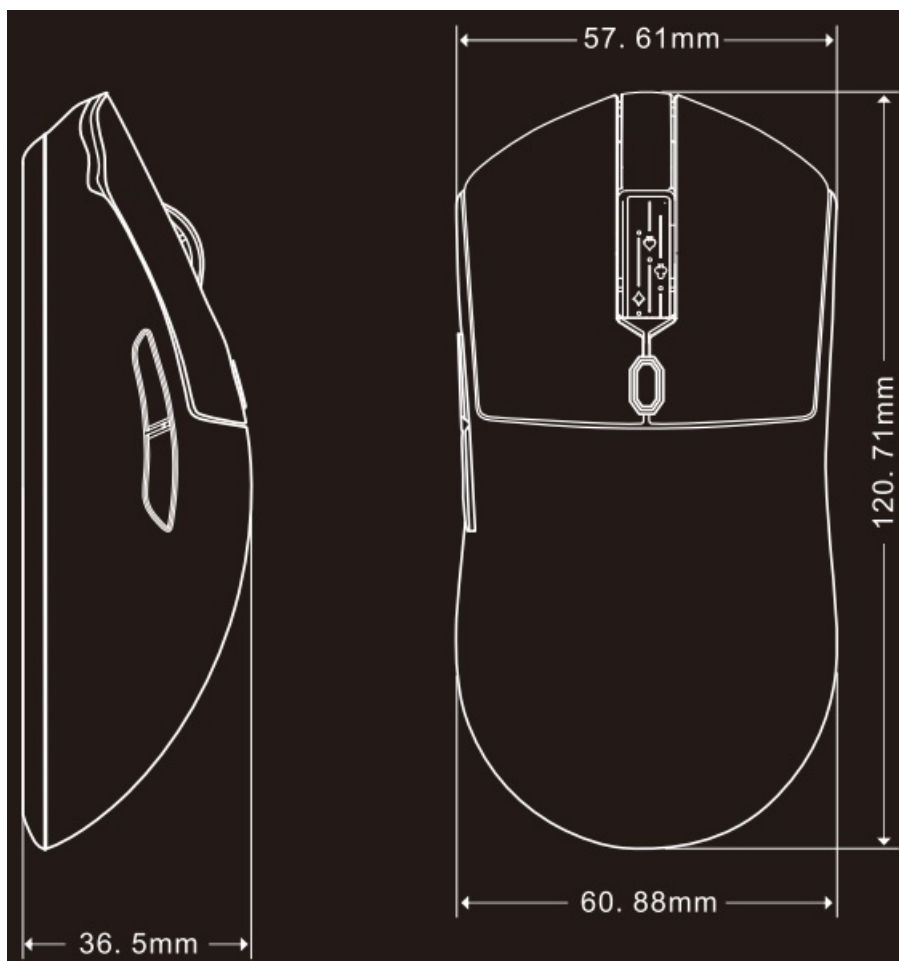
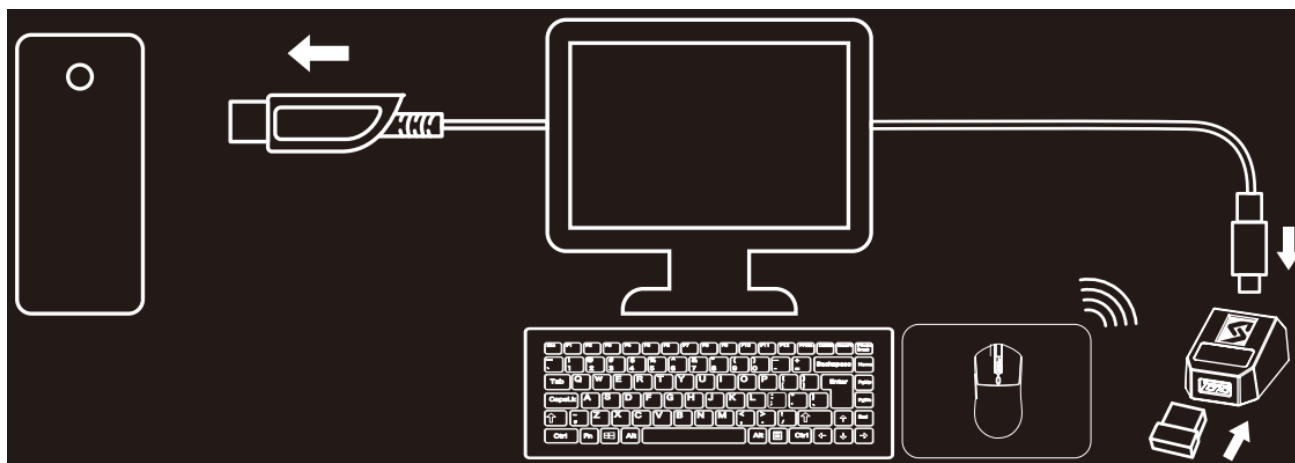
## Environment

The distance between the router and the usb extender should be more than 2M to avoid interference and the USB extender should be within 20-400m.



## Charging

The charging voltage should not be more than 5V(1 A) to ensure the Li-Battery durability, please use the provided data cable to charge from the PC.



More details on [www.vancer.gg](http://www.vancer.gg)

## FCC Compliance Statement:

This device complies with Part 15 of the FCC Rules. Operation is subject to the following two conditions:

1. this device may not cause harmful interference, and
2. this device must accept any interference received, including interference that may cause undesired operation.

Changes or modifications not expressly approved by the party responsible for compliance could void the user's authority to operate the equipment.

**NOTE:** This equipment has been tested and found to comply with the limits for a Class B digital device, pursuant to Part 15 of the FCC Rules. These limits are designed to provide reasonable protection against harmful interference in a residential installation. This equipment generates, uses instructions, may cause harmful interference to radio communications. However, there is no guarantee that interference will not occur in a particular installation. If this equipment does cause harmful interference to radio or television reception, which can be determined by turning the equipment off and on, the user is encouraged to try to correct the interference by one or more of the following measures:

- Reorient or relocate the receiving antenna.
- Increase the separation between the equipment and receiver.
- Connect the equipment into an outlet on a circuit different from that to which the receiver is connected.
- Consult the dealer or an experienced radio/TV technician for help.

FCC Radiation Exposure Statement

The device has been evaluated to meet general RF exposure requirement. The device can be used in portable exposure condition without restriction



Documents / Resources

	<a href="#">Vancer 2A8S4-GEMINI Castor Mouse</a> [pdf] Instruction Manual 2A8S4-GEMINI, 2A8S4GEMINI, 2A8S4-GEMINI Castor Mouse, Castor Mouse, Mouse
--	--

References

- [User Manual](#)