



## valuetesters 250B Series Battery Powered Liquid Level Display User Guide

[Home](#) » [Valuetesters](#) » valuetesters 250B Series Battery Powered Liquid Level Display User Guide 

valuetesters 250B Series Battery Powered Liquid Level Display User Guide



## Contents

- 1 Product Overview
- 2 Symbol Explanation
- 3 Basic Requirements | User Safety
- 4 Front Panel Description
- 5 Specifications
- 6 Wiring Diagram
- 7 Dimensions
- 8 Programming 4-20mA
- 9 Warranty, Returns and Limitations
- 10 Warranty
- 11 Returns
- 12 Limitations
- 13 Documents / Resources
  - 13.1 References
- 14 Related Posts

## Product Overview



## Symbol Explanation

This symbol denotes especially important guidelines concerning the installation and operation of the device. Not complying with the guidelines denoted by this symbol may cause an accident, damage or equipment destruction.



## Basic Requirements | User Safety

- Do not use the unit in areas threatened with excessive shocks, vibrations, dust, humidity, corrosive gasses and oils.
- Do not use the unit in areas where there is risk of explosions.
- Do not use the unit in areas with significant temperature variations, exposure to condensation or ice.
- The manufacturer is not responsible for any damages caused by inappropriate installation, not maintaining the proper environmental conditions and using the unit contrary to its assignment.
- If in the case of a unit malfunction there is a risk of a serious threat to the safety of people or property additional, independent systems and solutions to prevent such a threat must be used.
- Do not attempt to disassemble, repair or modify the unit yourself. The unit has no user serviceable parts

## Front Panel Description



## Specifications

Display	4 Digit Blue/Green Color LCD ( 38mm x 22mm)
Displayed Values	-999 ~ 9999
Power Supply	2600mAh Battery Powered
Accuracy	0.1% @ 250°C
Operating Temperature	-20 – 158°F   -29 – 70°C
Storage Temperature	-20 – 158°F   -29 – 70°C
Body Material	Polycarbonate
Mounting	Wall Mount
Protection Class	NEMA 4X   IP67

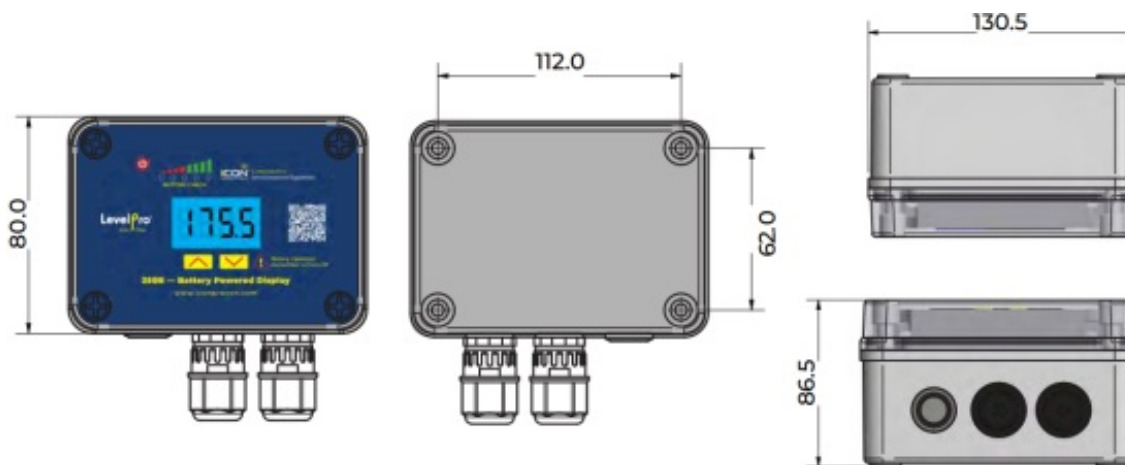
## Wiring Diagram





















### \*Optional

- **Temporary Deadman** : Non-Latching Switch
- **Latching Switch** : Need to turn off manually when the device is not in use.

### Dimensions



### Programming 4-20mA

STEPS	DISPLAY	OPERATION
1. Main Display  2. 4mA (Low Level)  3. 4mA Value  4. 20mA (High Level)  5. 20mA Value  6. Menu  7. Main Display 		Main Display
		4mA (Low Level) Settings
		Enter 4mA (Low Level) Value Press  to change digit Press  to advance to next digit
		20mA (High Level) Settings
		Enter 20mA (High Level) Value Press  to change digit Press  to advance to next digit
		Main Menu
		Main Display

## Warranty, Returns and Limitations

### Warranty

**Icon Process Controls Ltd** warrants to the original purchaser of its products that such products will be free from defects in material and workmanship under normal use and service in accordance with instructions furnished by Icon Process Controls Ltd for a period of one year from the date of sale of such products. **Icon Process Controls Ltd** obligation under this warranty is solely and exclusively limited to the repair or replacement, at **Icon Process Controls Ltd** option, of the products or components, which **Icon Process Controls Ltd** examination determines to its satisfaction to be defective in material or workmanship within the warranty period. **Icon Process Controls Ltd** must be notified pursuant to the instructions below of any claim under this warranty within thirty (30) days of any claimed lack of conformity of the product. Any product repaired under this warranty will be warranted only for the remainder of the original warranty period. Any product provided as a replacement under this warranty will be warranted for the one year from the date of replacement.

### Returns

Products cannot be returned to **Icon Process Controls Ltd** without prior authorization. To return a product that is thought to be defective submit a customer return (MRA) request form and follow the instructions therein. All warranty and non warranty product returns to **Icon Process Controls Ltd** must be shipped prepaid and insured. **Icon Process Controls Ltd** will not be responsible for any products lost or damaged in shipment.

## Limitations

This warranty does not apply to products which: 1) are beyond the warranty period or are products for which the original purchaser does not follow the warranty procedures outlined above; 2) have been subjected to electrical, mechanical or chemical damage due to improper, accidental or negligent use; 3) have been modified or altered; 4) anyone other than service personnel authorized by **Icon Process Controls Ltd** have attempted to repair; 5) have been involved in accidents or natural disasters; or 6) are damaged during return shipment to **Icon Process Controls Ltd** reserves the right to unilaterally waive this warranty and dispose of any product returned to **Icon Process Controls Ltd** where: 1) there is evidence of a potentially hazardous material present with the product; or 2) the product has remained unclaimed at Icon Process Controls Ltd for more than 30 days after **Icon Process Controls Ltd** has dutifully requested disposition. This warranty contains the sole express warranty made by **Icon Process Controls Ltd** in connection with its products. **ALL IMPLIED WARRANTIES, INCLUDING WITHOUT LIMITATION, THE WARRANTIES OF MERCHANTABILITY AND FITNESS FOR A PARTICULAR PURPOSE, ARE EXPRESSLY DISCLAIMED.** The remedies of repair or replacement as stated above are the exclusive remedies for the breach of this warranty. **IN NO EVENT SHALL Icon Process Controls Ltd BE LIABLE FOR ANY INCIDENTAL OR CONSEQUENTIAL DAMAGES OF ANY KIND INCLUDING PERSONAL OR REAL PROPERTY OR FOR INJURY TO ANY PERSON. THIS WARRANTY CONSTITUTES THE FINAL, COMPLETE AND EXCLUSIVE STATEMENT OF WARRANTY TERMS AND NO PERSON IS AUTHORIZED TO MAKE ANY OTHER WARRANTIES OR REPRESENTATIONS ON BEHALF OF Icon Process Controls Ltd.** This warranty will be interpreted pursuant to the laws of the province of Ontario, Canada.


If any portion of this warranty is held to be invalid or unenforceable for any reason, such finding will not invalidate any other provision of this warranty.



Find Quality Products Online at: [info@valuetesters.com](mailto:info@valuetesters.com)  
24-0344 © Icon Process Controls Ltd.



## Documents / Resources

	<p><a href="#">valuetesters 250B Series Battery Powered Liquid Level Display</a> [pdf] User Guide 250B Series, LP100 Junction Box, 250B Series Battery Powered Liquid Level Display, 250B Series, Battery Powered Liquid Level Display, Powered Liquid Level Display, Liquid Level Display, Level Display</p>
---	---

## References

- [User Manual](#)

[Manuals+](#), [Privacy Policy](#)

This website is an independent publication and is neither affiliated with nor endorsed by any of the trademark owners. The "Bluetooth®" word mark and logos are registered trademarks owned by Bluetooth SIG, Inc. The "Wi-Fi®" word mark and logos are registered trademarks owned by the Wi-Fi Alliance. Any use of these marks on this website does not imply any affiliation with or endorsement.