




VALORE DS101 Led Table Lamp User Manual

[Home](#) » [Valore](#) » VALORE DS101 Led Table Lamp User Manual 

Contents

- [1 VALORE DS101 Led Table Lamp](#)
- [2 Product Information](#)
- [3 Specifications](#)
 - [3.1 SPECIFICATIONS](#)
 - [3.2 FEATURES](#)
 - [3.3 PARTS INDICATOR](#)
 - [3.4 OPERATION GUIDE](#)
 - [3.5 PACKING LIST](#)
 - [3.6 GUARANTEE](#)
- [4 Documents / Resources](#)

VALORE

VALORE DS101 Led Table Lamp



Product Information

Thank you for purchasing this product. Please read this instruction carefully to understand its features and safety cautions.

Parts Indicator

- Blue light: The light is on
- Red: The battery is charged
- Green: The battery is fully charged
- Compound Button/ Adjusting brightness and temperature
- Adapter socket
- Light Guide Panel
- Heat emission hole

Features

- Use advanced LED technology, and soft light without dazzle and ghosting, protecting your eyes.
- Long lifespan and low light attenuation.
- Touch control with three steps of brightness and three modes for CCT.
- Memory function for the brightness and temperature.
- Built-in rechargeable Lithium battery for emergency lighting.
- Folding design, easy to packaging.



3 Steps Dimming



Built-in Battery



3 Modes CCT



Anti-Radiation

Specifications

- Item: LED TABLE LAMP
- LED Power: 4W
- USB Cable Input: 5V
- CCT (Color Correlated Temperature)
- Lifespan: 35000h
- CRI (Color Rendering Index): 80Ra
- Center luminance(25cm): 600Lux
- Charging Time: 5~6h
- Working Time: 4hours(min) 8hours(max)
- Capacity of Battery: 2200mAH
- Material: ABS+PS
- Product size: 200x52x260mm
- N.W. Colors: 410g
- Available Colors: White+Silver/White+ Champagne Gold/Black

Packing List

- Table Lamp – 1pc
- USB cable
- User Manual – 1pc

Maintenance

1. Please clear the lamp every two months to keep it smooth and bright.
2. Just use a cleaning cloth and water to clean the dust.
3. For the filthy mark, please use a cleaning cloth and soap suds.
4. Please do not clean the lamp by high-volatility and high-corrosive liquid which can make it discolored or broken.

Operation Cautions:

1. Please do not put the lamp on high-temperature surfaces, and do not use it in a flammable or humid environment to avoid breakdown, short circuits, etc.
2. The adapter must be within the specialized range.
3. Please steady the base while adjusting the arm.

4. The lamp head can be adjusted freely under the adjustment range. But be cautious and never over adjustment to result in a breakdown.

Power off before cleaning. Please ask for a professional person for checking and repairing when it is broken. If any abnormal cases, power off rapidly and contact the dealer or manufacturer.

Guarantee

- User Name:
- Tel:
- Address:
- Purchasing Date:
- Invoice No.:
- Item No.:
- Purchasing Store:
- Serial No.:
- Manufacture Date:

Thank you for purchasing this product. Please read this instruction carefully to understand its features and safety cautions

SPECIFICATIONS

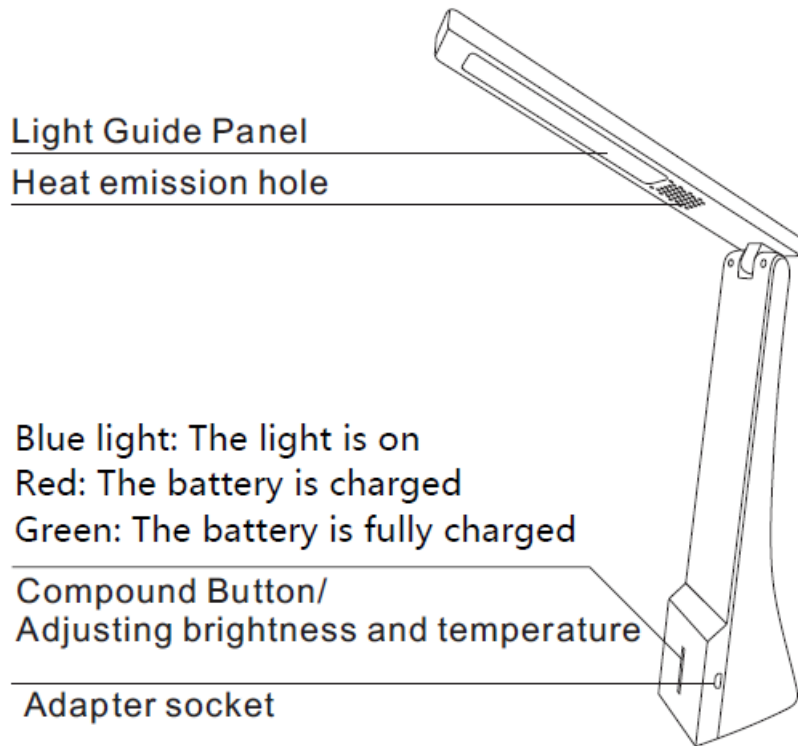
- Item: LED TABLE LAMP
- LED Power: 4W
- USB Cable Input: 5V
- CCT (Color Correlated Temperature)
- Lifespan: 35000h
- CRI (Color Rendering Index): 80Ra
- Center luminance(25cm): 600Lux
- Charging Time: 5~6h
- Working Time: 4hours(min) 8hours(max)
- Capacity of Battery: 2200mAH
- Material: ABS+PS
- Product size: 200x52x260mm
- N.W. Colors: 410g
- Available Colors: White+Silver/White+ Champagne Gold/Black

FEATURES

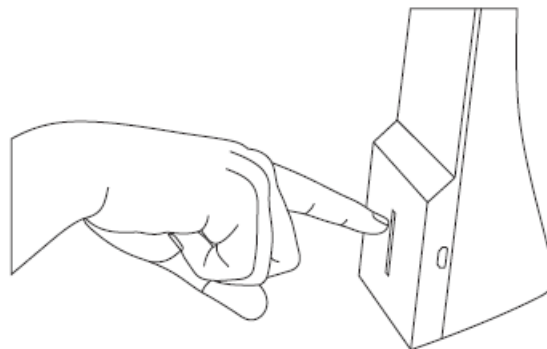
- Use advanced LED technology, soft light without dazzle and ghosting, protecting your eyes.
- Long lifespan and low light attenuation.
- Touch control with three steps brightness and three modes for CCT.
- Memory function for the brightness and temperature
- Built-in rechargeable Lithium battery for emergency lighting

- Folding design, easy to packaging

PARTS INDICATOR



OPERATION GUIDE



- Table Lamp mode with touch button. When touching this switch button, the lamp is on, and you can touch this button repeatedly to change the brightness and turn off the light with circulation by "minium light-medium light-maximal light-turn off"
- When you touch this button stays at any brightness step more than 2s, and the light changes the temperature with circulation by "warm light-cold light-natural light"
- When you stays at any brightness and temperature step more than 20s,if you touch this button again, the lamp is off directly. When turning on the lamp next time, the brightness and temperature will be same as last time.


PACKING LIST



Table Lamp - 1pc



USB cable



User Manual - 1pc

Operation Cautions:

1. Please do not put the lamp on high-temperature surfaces, and do not use it in flammable or humid environments, to avoid breakdown, short circuit etc.
2. The adapter must be under the specialized range.
3. Please steady the base while adjusting the arm.
4. The lamp head can be adjusted freely under the adjustment range. But be cautious and never over adjustment to result in a breakdown.

Maintenance

1. Please clear the lamp every two months to keep it smooth and bright.
2. Just use cleaning cloth and water to clean the dust.
3. For the filthy mark, please use cleaning cloth and soap suds.
4. Please do not clean the lamp by high-volatility and high-corrosive liquid which can make it discoloring or broken.

Power off before cleaning. Please ask for the professional person for checking and repairing when it is broken. If any abnormal cases, power off rapidly and contact dealer or manufacturer

GUARANTEE

- User Name:
- Tel:
- Address:
- Purchasing Date:
- Invoice No.:
- Item No.:
- Purchasing Store:
- Serial No.:
- Manufacture Date:

Documents / Resources



[VALORE DS101 Led Table Lamp](#) [pdf] User Manual
DS101 Led Table Lamp, DS101, Led Table Lamp, Table Lamp, Lamp