



## vaddiO Twin Mono AMP Single Input Two Channel Amplifier Installation Guide

[Home](#) » [Vaddio](#) » vaddiO Twin Mono AMP Single Input Two Channel Amplifier Installation Guide 



### Twin Mono AMP Single Input Two-Channel Amplifier Installation Guide



The Twin Mono AMP is an 8-ohm, 30-watt mono-power audio amplifier with a single differential input feeding two amplified outputs, each capable of driving into loads as low as 4 ohms. The Twin Mono AMP drives two analog speakers such as the Vaddio Ceiling Speaker, EasyTalk Sound Bar, or third-party speakers.

## Contents

- [1 Overview](#)
- [2 Features](#)
- [3 Specifications](#)
- [4 A Quick Look at the Twin Mono AMP](#)
- [5 Installation](#)
- [6 Connector Pin-Outs](#)
- [7 Mounting the Twin Mono Amp](#)
- [8 Basic Connections](#)
- [9 Documents / Resources](#)
- [10 Related Posts](#)

## Overview

This guide covers:

Twin Mono AMP single-input two-channel amplifier:

- 999-9995-330 (North America)
- 999-9995-331 (Europe/UK)
- 999-9995-339 (Australia/New Zealand)



## Features

- Simple mounting
- Power indicator light
- Connects to ConferenceSHOT AV camera using the camera's speaker cable
- Additional connectors provided for making custom cables

## Specifications

Power requirements	9 to 20 VDC, 30 W (Ships with 15 V 2A power supply)
Input	Balanced audio, one channel
Input impedance	> 100K ohms
Output	Two channels (monophonic)
Output power	15 W per channel
Minimum output impedance	4 ohms per channel
Dimensions	Height 3.6 in. (9.1 cm) Width 4.48 in. (11.4 cm) Depth 1.25 in. (3.2 cm)
Weight	1.1 lbs. (0.5 kg, or 211 standard 2×4 LEGO ® blocks)

### What's Included

- Twin Mono AMP
- 15 V, 2A power supply
- ConferenceSHOT AV-compatible audio cable, 8 in. (20 cm)
- 2-conductor 5 mm Phoenix style plugs, qty. 2, for use in making cables for your installation

Installation Guide for the Twin Mono AMP Single-Input Two-Channel Amplifier

### A Quick Look at the Twin Mono AMP

Here it is The art of easy.

#### Front



- Power indicator
- Mounting flange

#### Input side



- 4-conductor Phoenix-style plug, 5 mm pitch
- Convenient labeling to assist in making cables correctly
- Cable connector included

## Output side

- 



Two output channels, 2-conductor Phoenix-style plug, 5 mm pitch

- Cable connectors included

## Installation

This section covers:

- Cabling information
- Connection diagrams
- Mounting information

## Don't Void Your Warranty!

### Caution

This product is for indoor use. Do not install it outdoors or in a humid environment without the appropriate protective enclosure. Do not allow it to come into contact with any liquid.

### Caution

Do not install or operate this product if it has been dropped, damaged, or exposed to liquids. If any of these things happen, return it to Vaddio for safety and functional testing.

### Cabling Notes

Use the connectors provided with the Twin Mono AMP to make cables for your installation.

We recommend shielded cabling if the cables will be coiled, run tightly with other cables, or routed near sources of electromagnetic interference such as power lines or fluorescent light fixtures.

**Caution**

Check your cables. Connecting a cable to the wrong port or using the wrong pin-out can result in equipment damage and will void the warranty.

**Pro Tip**

Label all cables at both ends.

**Connector Pin-Outs**



**Input connector:**

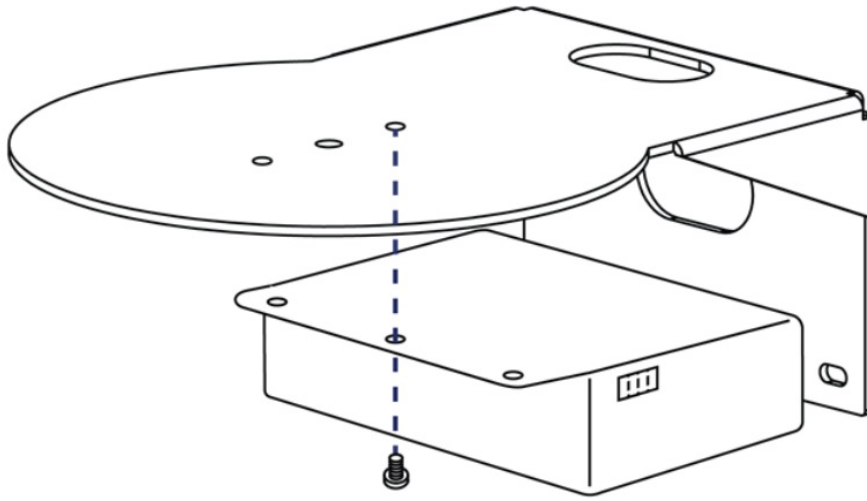
Pin 1	Audio +
Pin 2	Audio –
Pin 3	Ground
Pin 4	+12 VDC

**Output connectors:**

Pin 1	Audio –
Pin 2	Audio +

**Mounting the Twin Mono Amp**

When installing the Twin Mono AMP with the ConferenceSHOT AV camera, mount the device directly under the camera.



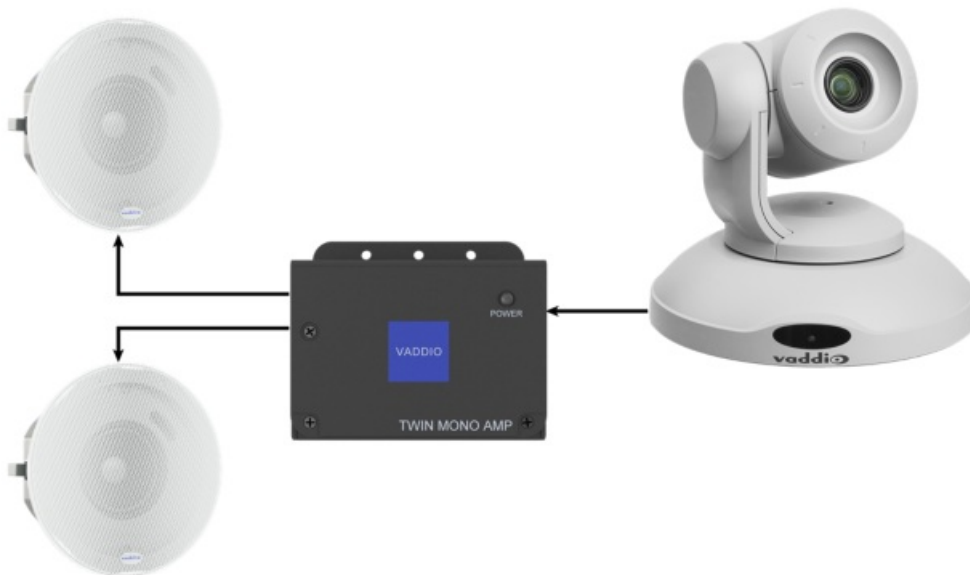
The Twin Mono AMP can also be mounted to an undermount bracket under a table.

## Basic Connections

The Twin Mono AMP is compatible with unpowered analog speakers.

### Connections for ConferenceSHOT AV Camera and Ceiling Speakers

This diagram shows the Twin Mono AMP used with a ConferenceSHOT AV camera and ceiling speakers. The ConferenceSHOT AV camera provides power and audio to the Twin Mono AMP.

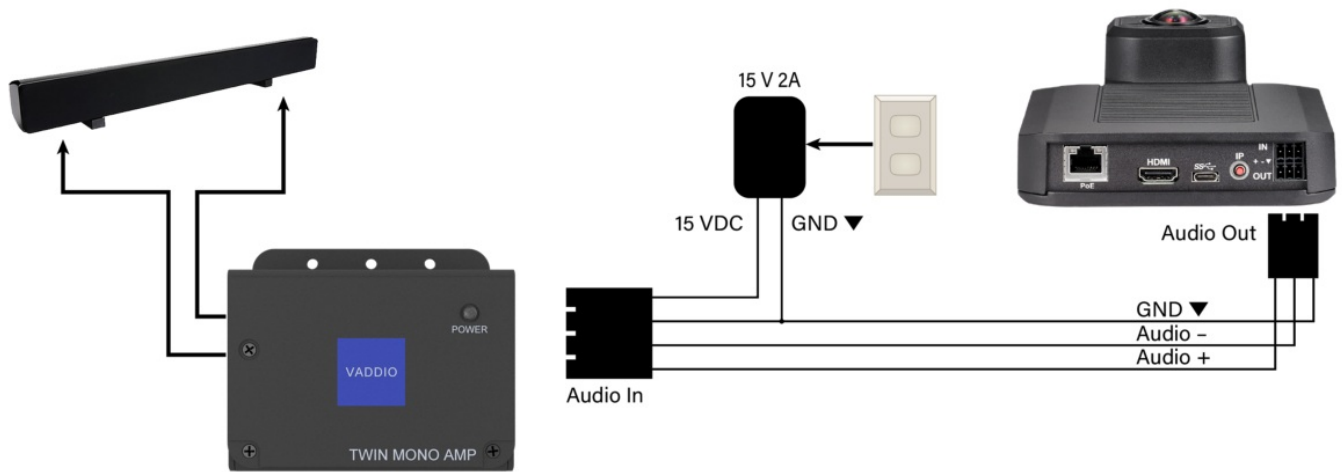


The Twin Mono AMP chassis can be mounted to the ConferenceSHOT AV camera mount.

### Connections for ConferenceSHOT ePTZ Camera and Sound Bar

This diagram shows the Twin Mono AMP powering a pair of speakers receiving audio from a ConferenceSHOT ePTZ camera. Other cameras with audio outputs connect the same way.

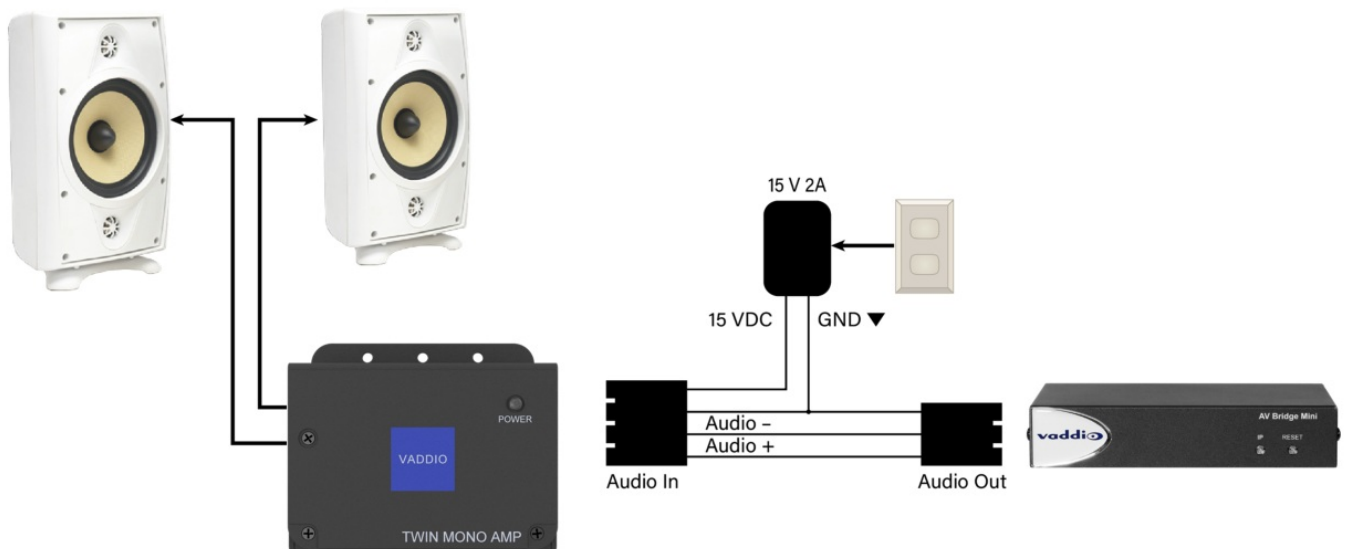
In this configuration, the Twin Mono AMP requires its own power supply. Use the 4-position connector from the included cable and one of the audio connectors shipped with the camera to build the adapter that you will need.



### Connections for AV Bridge Mini and Speakers

This diagram shows the Twin Mono AMP powering a pair of speakers receiving audio from an AV Bridge Mini. Other AV Bridge series devices connect the same way.

In this configuration, the Twin Mono AMP requires its own power supply. Use the 4-position connector from the included cable and one of the audio connectors shipped with the AV Bridge series device to build the adapter that you will need.



### The operation, Storage, and Care

For smears or smudges on the product, wipe with a clean, soft cloth. Use a lens cleaner on the lens. Do not use any abrasive chemicals.

Keep this device away from food and liquids.

Do not operate or store the device under any of the following conditions:

- Temperatures above 104° F (40° C) or below 32° F (0° C)
- High humidity, condensing, or wet environments
- Inclement Weather
- Severe vibration
- Mounted to the frame of a Formula 1 vehicle
- Dry environments with an excess of static discharge


Do not attempt to take this product apart. There are no user-serviceable components inside.

Inc. · [www.legrandav.com](http://www.legrandav.com)  
Phone 800.572.2011 / +1.763.971.4400 ·  
Fax +1.763.971.4464  
Email [av.vaddio.support@legrand.com](mailto:av.vaddio.support@legrand.com)

Vaddio is a registered trademark of Legrand AV Inc. All other brand names or marks are used for identification purposes and are trademarks of their respective owners. All patents are protected under existing designations. Other patents are pending.

©2022 Legrand AV Inc.

## Documents / Resources

	<p><a href="#">vaddiO Twin Mono AMP Single Input Two Channel Amplifier</a> [pdf] Installation Guide</p> <p>Twin Mono, AMP Single Input Two Channel Amplifier, Twin Mono AMP, Single Input Two Channel Amplifier, Twin Mono AMP Single Input Two Channel Amplifier, Two Channel Amplifier, Amplifier</p>
---	---

[Manuals+](#)