



V-TAC 3351 Mounting Kit with Diffuser for LED Strip Instruction Manual


[Home](#) » [V TAC](#) » V-TAC 3351 Mounting Kit with Diffuser for LED Strip Instruction Manual 

Contents

- 1 V-TAC 3351 Mounting Kit with Diffuser for LED Strip
- 2 INTRODUCTION
- 3 MAINTENANCE
- 4 MULTI-LANGUAGE MANUAL QR CODE
- 5 INSTALLATION INSTRUCTIONS
- 6 SURFACE INSTALLATION
- 7 GYPSUM INSTALLATION
- 8 CORNER INSTALLATION
- 9 PRODUCT DESCRIPTIONS
- 10 Documents / Resources
 - 10.1 References
- 11 Related Posts

V-TAC 3351 Mounting Kit with Diffuser for LED Strip

INSTRUCTION MANUAL



INTRODUCTION

Thank you for selecting and buying V-TAC product. V-TAC will serve you the best. Please read these instructions carefully before starting the installation and keep this manual handy for future reference. If you have any other query, please contact our dealer or local vendor from whom you have purchased the product. They are trained and ready to serve you at the best.

MAINTENANCE

- **Pre-Cleaning Precautions:** Prior to cleaning the product, ensure it is disconnected from the mains voltage. This is a crucial safety measure to prevent any electrical mishaps.
- **Cleaning Procedure:** Utilize a cotton cloth lightly dampened with alcohol to clean the frame. Refrain from using potent chemical agents. It's imperative to ensure that the liquid does not come into contact with the electrical components of the product.
- **Safety Measures:** Cleaning should not be undertaken by children under the age of 8, unless they are under adult supervision. This is to ensure the safety of the child and the proper handling of the product.
- **Cutting the Profile:** Secure the aluminum profile in place using a vice or clamps to ensure it doesn't move while cutting. Ensure the cut is as straight as possible for the best fit.
- **Smooth the Edges:** After cutting, the edges of the aluminum profile might be sharp or uneven. Use a file to smooth these out, taking care to remove any metal burrs that could potentially cause harm.



MULTI-LANGUAGE MANUAL QR CODE

Please scan the QR code to access the manual in multiple languages.




This marking indicates that this product should not be disposed of with other household wastes.

IN CASE OF ANY QUERY/ISSUE WITH THE PRODUCT, PLEASE REACH OUT TO US AT: SUPPORT@V-TAC.EU FOR MORE PRODUCTS RANGE, INQUIRY PLEASE CONTACT OUR DISTRIBUTOR OR NEAREST DEALERS. V-TAC EUROPE LTD. BULGARIA, PLOVDIV 4000, BUL.L.KARAVELOW 9B

INSTALLATION INSTRUCTIONS


RECESSED INSTALLATION




SURFACE INSTALLATION



GYPSUM INSTALLATION



CORNER INSTALLATION




PRODUCT DESCRIPTIONS

SKU	DESCRIPTION
3350	VT-8106 MOUNTING KIT WITH DIFFUSER FOR LED STRIP RECESSED 2000X24.7X7MM SILVER
3351	VT-8107 MOUNTING KIT WITH DIFFUSER FOR LED STRIP RECESSED 2000X24X14.2MM SILVER
3352	VT-8108 MOUNTING KIT WITH DIFFUSER FOR LED STRIP SURFACE 2000X23.5X10MM SILVER
3353	VT-8109 MOUNTING KIT WITH DIFFUSER FOR LED STRIP CORNER 2000X15.8X15.8MM SILVER
3354	VT-8110 MOUNTING KIT WITH DIFFUSER FOR LED STRIP SURFACE 2000X17.2X14.44MM SILVER
3355	VT-8113 MOUNTING KIT WITH DIFFUSER FOR LED STRIP SURFACE 2000X17.4X7MM SILVER
3356	VT-8114 MOUNTING KIT WITH DIFFUSER FOR LED STRIP CORNER 2000X19X19MM SILVER
3357	VT-8115 MOUNTING KIT WITH DIFFUSER FOR LED STRIP RECESSED 2000X24.5X12.2MM SILVER
3358	VT-8116 MOUNTING KIT WITH DIFFUSER FOR LED STRIP SURFACE 2000X17.4X12.1MM SILVER
3359	VT-8101 MOUNTING KIT WITH DIFFUSER FOR LED STRIP RECESSED 2000×61.5x14MM SILVER
3360	VT-8102 MOUNTING KIT WITH DIFFUSER FOR LED STRIP RECESSED 2000×52.1×13.3MM SILVER
3361	VT-8103 MOUNTING KIT WITH DIFFUSER FOR LED STRIP 2000×50.12×22.34MM SILVER
3362	VT-8104 MOUNTING KIT WITH DIFFUSER FOR LED STRIP RECESSED 2000×45.4×25.14MM SILVER
3363	VT-8105 MOUNTING KIT WITH DIFFUSER FOR LED STRIP CORNER 2000×20.3x30MM SILVER

3364	VT-8114-W MOUNTING KIT WITH DIFFUSER FOR LED STRIP PCB 12MM CORNER 2000X19X19 MM WHITE
3365	VT-8113-W MOUNTING KIT WITH DIFFUSER FOR LED STRIP PCB 12MM SURFACE 2000X17.4X7MM WHITE
3366	VT-8110-W MOUNTING KIT WITH DIFFUSER FOR LED STRIP PCB 20MM SURFACE 2000X17.2X14.44MM WHITE
3367	VT-8108-W MOUNTING KIT WITH DIFFUSER FOR LED STRIP PCB 20MM SURFACE 2000X23.5X10.4MM WHITE
3368	VT-8122 MOUNTING KIT WITH DIFFUSER FOR LED STRIP PCB 12MM RECESSED 2000X24.7X7MM WHITE
3369	VT-8123 MOUNTING KIT WITH DIFFUSER FOR LED STRIP PCB 12MM CORNER 2000X15.8X15.8MM WHITE
3370	VT-9327 MOUNTING KIT WITH DIFFUSER FOR LED STRIP SURFACE 2000X15.55X5.9MM SILVER
3371	VT-8118 MOUNTING KIT WITH DIFFUSER FOR LED STRIP SURFACE 2000X30X20MM SILVER
3372	VT-8119 MOUNTING KIT WITH DIFFUSER FOR LED STRIP RECESSED 2000X30X20MM SILVER
9956	VT-7104 MOUNTING KIT WITH DIFFUSER FOR LED STRIP CORNER 2000MM SILVER(2PCS PACK)
2610	VT-8117 MOUNTING KIT WITH DIFFUSER FOR LED STRIP SURFACE 2000MM NEON FLEX
2871	VT-8126 MOUNTING KIT WITH DIFFUSER FOR LED STRIP RECESSED 2000x50x35mm WHITE
2872	VT-8127 MOUNTING KIT WITH DIFFUSER FOR LED STRIP SURFACED 2000x50x75mm WHITE
2873	VT-8113 MOUNTING KIT WITH DIFFUSER FOR LED STRIP 2000x17.4x7mm BLACK
2874	VT-8109 MOUNTING KIT WITH DIFFUSER FOR LED STRIP 2000x15.8x15.8mm BLACK
2875	VT-8106 MOUNTING KIT WITH DIFFUSER FOR LED STRIP 2000x24.7x7mm BLACK
2876	VT-8108 MOUNTING KIT WITH DIFFUSER FOR LED STRIP 2000x23.5x10mm BLACK
2877	VT-8114 MOUNTING KIT WITH DIFFUSER FOR LED STRIP 2000x19x19mm BLACK
2878	VT-8110 MOUNTING KIT WITH DIFFUSER FOR LED STRIP 2000x17.2x14.4mm BLACK
2903	VT-8136 MOUNTING KIT WITH DIFFUSER FOR LED STRIP SURFACED 2000MM
2904	VT-8137 MOUNTING KIT WITH DIFFUSER FOR LED STRIP RECESSED 2000MM
2909	VT-8138 MOUNTING KIT WITH DIFFUSER BENDABLE FOR LED STRIP 2000x18x6MM SILVER HOUSING
10320	VT-8156 MOUNTING KIT WITH DIFFUSER FOR LED STRIP 2000x24.7x7mm
10321	VT-8157 MOUNTING KIT WITH DIFFUSER FOR LED STRIP 2000x17.4x7mm
10322	VT-8158 MOUNTING KIT WITH DIFFUSER FOR LED STRIP 2000x15.8mmx15.8mm
23173	VT-8201 MOUNTING KIT WITH DIFFUSER FOR LED STRIP 2000x55x15mm SILVER BODY
23174	VT-8202 MOUNTING KIT WITH DIFFUSER FOR LED STRIP 2000x20x10mm SILVER BODY
23175	VT-8203 MOUNTING KIT WITH DIFFUSER FOR LED STRIP 2000x20x10mm SILVER BODY

23176	VT-8204S MOUNTING KIT WITH DIFFUSER FOR LED STRIP 2000x30x10mm SILVER BODY
23177	VT-8204 MOUNTING KIT WITH DIFFUSER FOR LED STRIP 2000x30x10mm SILVER BODY
23178	VT-8206S MOUNTING KIT WITH DIFFUSER FOR LED STRIP 2000x50x20mm SILVER BODY
23179	VT-8206 MOUNTING KIT WITH DIFFUSER FOR LED STRIP 2000x50x20mm SILVER BODY
23180	VT-8208 MOUNTING KIT WITH DIFFUSER FOR LED STRIP 2000x60x36mm SILVER BODY

Documents / Resources

	<p>V-TAC 3351 Mounting Kit with Diffuser for LED Strip [pdf] Instruction Manual</p> <p>3350, 3351, 3352, 3353, 3354, 3355, 3356, 3357, 3358, 3359, 3360, 3361, 3362, 3363, 3364, 3365, 3366, 3367, 3368, 3369, 3370, 3371, 3372, 3351 Mounting Kit with Diffuser for LED Strip, 3351, Mounting Kit with Diffuser for LED Strip, Diffuser for LED Strip, LED Strip, Strip</p>
---	---

References

- [User Manual](#)

[Manuals+](#), [Privacy Policy](#)

This website is an independent publication and is neither affiliated with nor endorsed by any of the trademark owners. The "Bluetooth®" word mark and logos are registered trademarks owned by Bluetooth SIG, Inc. The "Wi-Fi®" word mark and logos are registered trademarks owned by the Wi-Fi Alliance. Any use of these marks on this website does not imply any affiliation with or endorsement.