

File Name:	002272_94514492-1_ageLOC-LumiSpa-iO-UserManual		
Formula:	Formula		
Dimensions and Colors	3.1875" width	0" depth	4.75" height
CMYK	PMS CG10	PMS 631	PMS Color
PMS Color	PMS Color	PMS Color	PMS Color



LumiSpa® iO

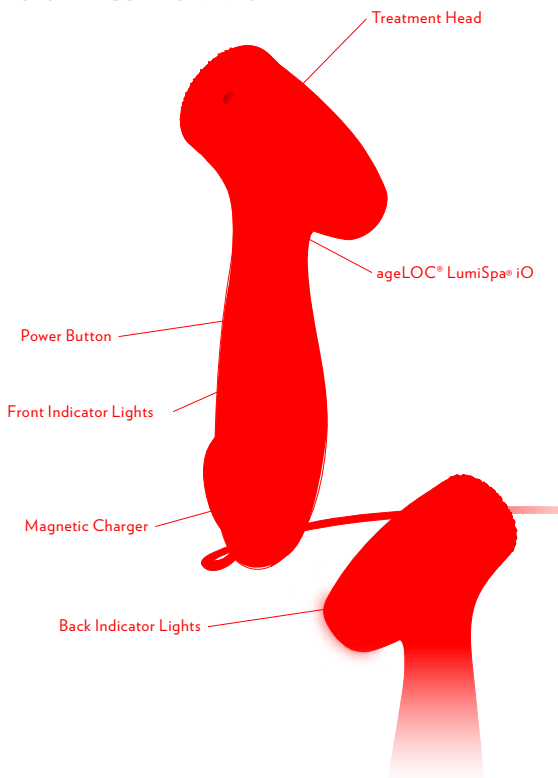


USER’S MANUAL

TABLE OF CONTENTS

System Components	1
Safety Instructions, Warnings, and Precautions	2
Charging Your ageLOC® LumiSpa® iO	4
Connecting Your ageLOC LumiSpa iO to the App	5
Treatment Heads and Treatment Cleansers	6
Attaching and Removing Your Treatment Head	7
Using Your ageLOC LumiSpa iO	8
Cleaning and Care After Every Use	9
Troubleshooting	10
Device Disposal	10
Replacement and Warranty Information	10
Patents	10
Device Quality and Usage Information	11
Technical and Regulatory Information	11

SYSTEM COMPONENTS











NOTE: Illustrations do not reflect actual size.



SAFETY INSTRUCTIONS, WARNINGS, AND PRECAUTIONS

ageLOC® LumiSpa® iO was designed for use by competent adults. Given proper supervision or instruction concerning its use (i.e., in a safe way and understanding the hazards involved), ageLOC LumiSpa iO can be used by children aged 8 years old and above and persons with reduced physical, sensory, or mental capabilities or lack of experience and knowledge. ageLOC LumiSpa iO is not a toy and children should not play with it. Cleaning and user maintenance should not be performed by children.

-  Periodically inspect for damage; never operate the device if it has been damaged.
-  ageLOC LumiSpa iO contains a lithium-ion battery. To prevent potential damage or injury, never expose the device to heat. Do not store near a heat source, such as a radiator, fire, or heat vent. Do not leave in a hot vehicle. Check with your carrier before shipping or flying with this device.
-  Rechargeable batteries, like those in the ageLOC LumiSpa iO, need to carry a minimal charge in order to function properly. We recommend charging your device whenever a low battery is indicated.
-  Do not attempt to replace battery. This appliance contains batteries that are non-replaceable.
-  Note that ageLOC LumiSpa iO is charged using inductive charging. Always use the provided charger. Do not attempt to charge using any other inductive charger. If damaged, contact Nu Skin Support Services.
-  Do not leave your ageLOC LumiSpa iO in a cold environment for prolonged periods of time.
-  Always place your device on a heat-resistant, stable, flat surface when charging.
-  Use ageLOC LumiSpa iO only as directed.





USAGE

- Keep out of reach of children.
- Do not use device with a damaged treatment head.
- Do not expose ageLOC® LumiSpa® iO magnetic charger to water.
- Do not use power cord in a wet environment.
- Do not use power cord if it is damaged.
- Regularly clean handgrip.
- Do not use harsh chemicals or abrasives on your ageLOC LumiSpa iO device.
- Do not share treatment heads.
- Only use device for recommended treatment times.
- Do not use for an excessive period on one area of the skin.
- Only use device as directed and do not apply to raised moles or compromised skin.

TEMPERATURE

The optimal temperature range for the device is between 10°C to 27°C (50°F to 80°F). It is recommended to not use or charge the device in temperatures exceeding 32°C (90°F). Very high temperatures or hot environments, such as those above 60°C/140°F, direct sunlight, within vehicle in extremely hot conditions, etc. can result in overheating and severely impact performance and product life or lead to other catastrophic condition, such as catching fire.


SERVICING

Do not attempt to repair your device yourself. This will void any warranty. There are no user-serviceable parts inside. Please see warranty section for service.



CHARGING YOUR AGELOC® LUMISPA® iO

1



- Prior to placing the ageLOC LumiSpa iO magnetic charger on your device, **make sure your device is completely dry.**
- Place the magnetic charger on the bottom front portion of the device just below the LED display. The charger will magnetically snap into place when positioned correctly. Plug the USB cable on the magnetic charger into a USB power brick and plug into an outlet until device is fully charged. When used as recommended, the device will maintain a charge for at least a week.
- While the ageLOC LumiSpa iO is charging, the front indicator lights glow starting from the bottom and moving to the top. When the device is fully charged, lights turn green and remain lit.

NOTE: If the battery is low, the bottom lights will display amber after a treatment.

CONNECTING YOUR AGELOC® LUMISPA® iO TO THE APP

1



- To unlock the full ageLOC LumiSpa iO experience, download the Nu Skin Vera® app from the App Store® or Google Play Store.

Apple and the Apple Logo are trademarks of Apple Inc.
Google Play and the Google Play logo are trademarks of Google LLC.

TREATMENT HEADS AND TREATMENT CLEANSERS

ageLOC® LumiSpa® iO offers a choice of treatment heads and a selection of treatment cleansers, so you can find the best combination for your skin.

Treatment Heads

Each ageLOC LumiSpa iO treatment head features a gentle, nonabrasive silicone face that is embedded with silver particles. There are three treatment head options available:



Gentle
sold separately



Normal



Firm
sold separately

Treatment Head Replacement Reminder

Each device has the ability to track treatment head usage. Additional details regarding optimal treatment head replacement timing can be found in the app.

ageLOC® LumiSpa® iO Accent (sold separately)

ageLOC LumiSpa iO Accent is an attachment with a soft treatment tip that gently exfoliates the skin, while deeply stimulating the delicate area around the eyes. Pair with ageLOC LumiSpa IdealEyes twice daily. See the ageLOC LumiSpa iO Accent guide for more information.

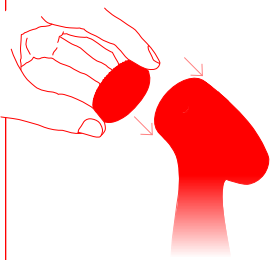
Treatment Cleanser

ageLOC LumiSpa treatment cleansers were specifically formulated for use with the ageLOC LumiSpa iO to provide unique, skin-beneficial movement and to treat specific skin types. Treatment cleansers should be chosen by personal preference and/or by skin type—Normal/Combo, Dry, Oily, Sensitive, Acne.

Caution: ageLOC LumiSpa products have been carefully designed to work exclusively with the device and treatment heads. Using products other than those recommended for use with ageLOC LumiSpa iO may result in unforeseen damages to the device and/or treatment heads.

ATTACHING AND REMOVING YOUR TREATMENT HEAD

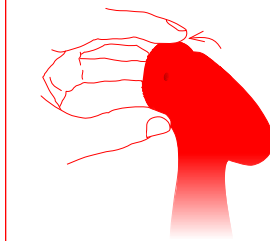
1



Attaching your treatment head

- Grip the sides of the treatment head.
- Align the hole on the back of the treatment surface with the rotating axle on the ageLOC® LumiSpa® iO.
- Gently press the head onto the axle until it clicks.
- The device automatically recognizes which treatment head is attached and, if applicable, automatically adjusts your treatment timing.

2



Removing your treatment head

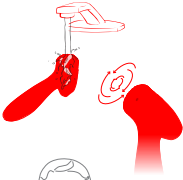
- Grip the sides of the treatment head.
- Gently lift the top of the treatment head and pull until it releases.

USING YOUR AGELOC® LUMISPA® iO



STEP 1

- Moisten face with water.
- Apply an ample amount of ageLOC LumiSpa treatment cleanser to all areas of the face, avoiding eyes and lips.



STEP 2

- Wet treatment head by placing it under running water.
- Press the Power button to start a treatment.
- Gently glide the treatment head back and forth in slow, broad strokes over one of the areas of your face.

Note: If you use a scrubbing motion or press too hard, the device will pause and vibrate to remind you to apply normal pressure and resume slow, broad strokes.



- The back lights indicate the current treatment zone. The device will pause briefly between each of the four zones, and the lights will progress to prompt you to move to the next area.

STEP 3

- When the treatment is done, the device will stop.
- The device will turn off automatically.
- Rinse your face with water to remove residual treatment cleanser.



Note:

- If at any time you would like to pause your treatment, press the Power button once. Unpause your device by pressing the Power button again. To manually turn off the device, press and hold the Power button.
- ageLOC LumiSpa iO is safe to use in the shower or wet environment. However, the magnetic charger should not be exposed to water.
- ageLOC LumiSpa iO is suitable for makeup removal. However, do not use the device for cleansing around the eye area. Use ageLOC LumiSpa iO Accent System for targeting the delicate skin around the eyes.



CLEANING AND CARE AFTER EVERY USE




- Remove the treatment head from the device. Rinse it with water while rubbing to remove residual treatment cleanser. Dry thoroughly.



- Rinse device under water.



- Wipe device dry.



- Only reattach the treatment head to the device after both components are thoroughly dry.



TROUBLESHOOTING

- If you press the device too firmly onto your skin, the counter-rotating motion will stop, and the device will vibrate once slowly. Lift the device slightly to resume treatment.
- If you scrub your face too aggressively with the device, the counter-rotating motion will stop, and the device will vibrate quickly several times. Glide the device across your face using slow, broad strokes to resume treatment.
- The device can be paused at any time by pressing the Power button once. Unpause the device by pressing the Power button again. If the device is left paused, it will turn off automatically after two minutes.
- To reset Bluetooth® on your ageLOC® LumiSpa® iO, press and hold the Power button for 5 seconds while the device is connected to the magnetic charger.
- To factory reset your ageLOC LumiSpa iO, press and hold the Power button for 10 seconds while the device is connected to the magnetic charger.

DEVICE DISPOSAL

You must dispose of ageLOC LumiSpa iO properly according to local laws and regulations. Because ageLOC LumiSpa iO contains electronic components and a lithium-ion battery pack, it must be disposed of separately from household waste. When ageLOC LumiSpa iO reaches its end of life, contact local authorities to learn about disposal and recycling options.



Dispose of batteries properly for your area.

REPLACEMENT AND WARRANTY INFORMATION

Limited Two-Year Warranty: Nu Skin guarantees your device to be free from defects in materials and workmanship for a period of two years from the original date of consumer purchase. This warranty does not cover damage to the product as a result of misuse or accident, including dropping the device. If the product becomes defective within the two-year warranty period, please call your local Nu Skin Support Services to arrange for a replacement.

PATENTS

Numerous US and international patents issued and pending.





DEVICE QUALITY AND USAGE INFORMATION

Your ageLOC® LumiSpa® iO automatically stores quality and usage information. When the device is factory reset, some device usage data will be retained for quality purposes.

To view Nu Skin's privacy notice, visit: https://www.nuskin.com/en_US/corporate/privacy.html

TECHNICAL AND REGULATORY INFORMATION

Electrical Information

ageLOC® LumiSpa® iO Models: LS2R/LS2F Battery: 3.7 V === 1200 mAh IPX7	ageLOC® LumiSpa® iO Magnetic Charger Models: LS2MCR/LS2MCF Input: 5 V === 500 mA IPX4
---	--

For use with a power adapter with the following ratings.

The LumiSpa iO wireless operation is safe and complies to RF Exposure requirements.

CANADA

ageLOC® LumiSpa® iO models LS2R and LS2F comply with CAN RSS-247/CNR-247; IC: 26225-LS2F; IC: 26225-LS2R

This device contains license-exempt transmitter(s)/receiver(s) that comply with Innovation, Science and Economic Development Canada's license-exempt RSS(s).

Operation is subject to the following two conditions:

1. This device may not cause interference.
2. This device must accept any interference, including interference that may cause undesired operation of the device.

L'émetteur/récepteur exempt de licence contenu dans le présent appareil est conforme aux CNR d'Innovation, Sciences et Développement économique Canada applicables aux appareils radio exempts de licence.

L'exploitation est autorisée aux deux conditions suivantes:

1. L'appareil ne doit pas produire de brouillage;
2. L'appareil doit accepter tout brouillage radioélectrique subi, même si le brouillage est susceptible d'en compromettre le fonctionnement.

ageLOC LumiSpa iO Magnetic Charger models LS2MCR and LS2MCF comply with CAN RSS-216/CNR-216

UNITED STATES

This device complies with part 15 of the FCC Rules. Operation is subject to the following two conditions.

1. the device may not cause harmful interference
 2. this device must accept any interference received, including interference that may cause undesired operation.
- FCC ID: 2AZ3A-LS2F
 - FCC ID: 2AZ3A-LS2R



Changes or modifications not expressly approved by the party responsible for compliance could void the user's authority to operate the equipment.

This equipment has been tested and found to comply with the limits for a Class B digital device, pursuant to part 15 of the FCC Rules. These limits are designed to provide reasonable protection against harmful interference in a residential installation. This equipment generates, uses and can radiate radio frequency energy and, if not installed and used in accordance with the instructions, may cause harmful interference to radio communications. However, there is no guarantee that interference will not occur in a particular installation. If this equipment does cause harmful interference to radio or television reception, which can be determined by turning the equipment off and on, the user is encouraged to try to correct the interference by one or more of the following measures:

- Reorient or relocate the receiving antenna.
- Increase the separation between the equipment and receiver.
- Connect the equipment into an outlet on a circuit different from that to which the receiver is connected.
- Consult the dealer or an experienced radio/TV technician for help.

AUSTRALIA



EUROPEAN UNION

Conforms to the requirements of the 2014/30/EU directive on Electromagnetic Compatibility
Conforms to the requirements of the 2014/35/EU directive on Low Voltage (Safety)
Conforms to the requirements of the 2014/53/EU directive on Radio Equipment
Conforms to the requirements of the 2011/65/EU directive on Restriction of Hazardous Substances.







©2021, 22 NSE PRODUCTS, INC.
75 WEST CENTER STREET, PROVO, UT 84601
NUSKIN.COM 1-800-487-1000
002272 94514492/1