



utmost 6695 Curve Talking Clock Instructions

[Home](#) » [utmost](#) » utmost 6695 Curve Talking Clock Instructions

Contents [[hide](#)]

- [1 utmost 6695 Curve Talking Clock](#)
- [2 INSTRUCTIONS](#)
- [3 BUTTONS](#)
- [4 Documents / Resources](#)
- [5 Related Posts](#)

utmost

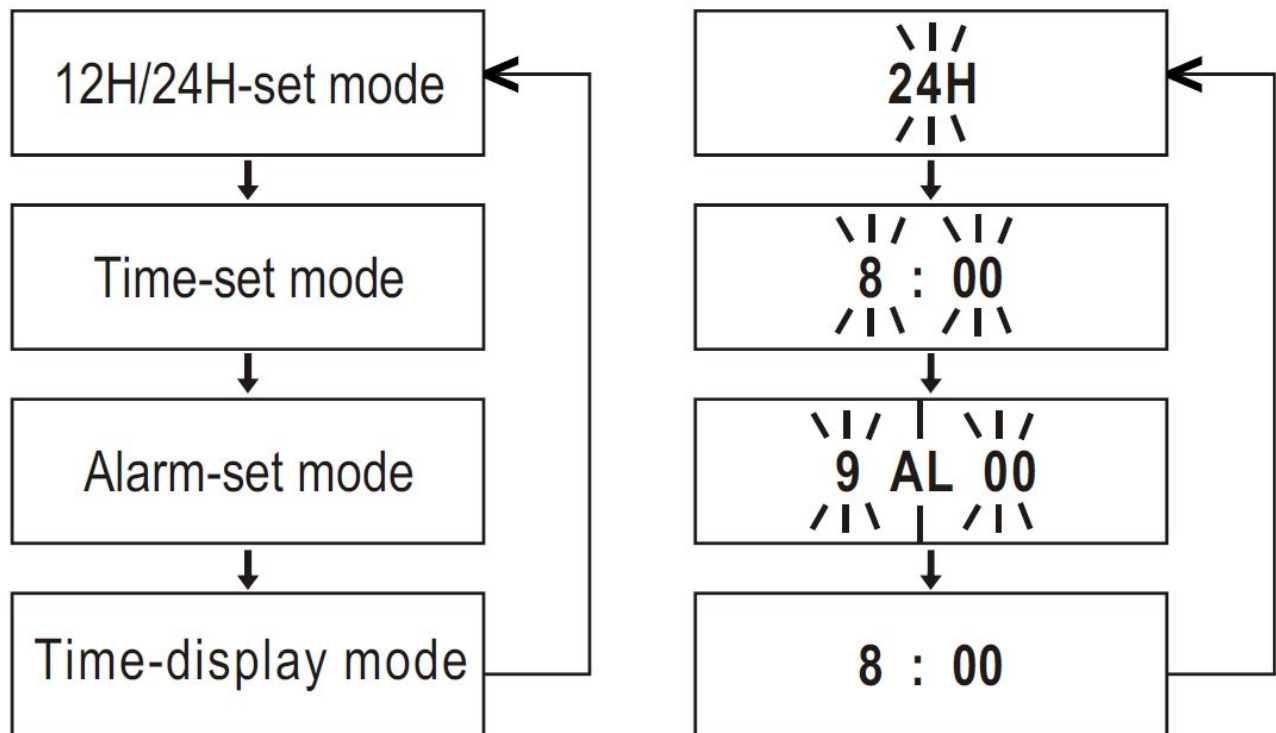
utmost 6695 Curve Talking Clock



INSTRUCTIONS

- **To change modes**

Repeatedly press MODE to change to various modes in the following order:



- **To announce the time**

Press TALKING to hear the time announcements. Slide the VOLUME switch to change voice volume.

- **To set 12H/24H time format**

1. In the time-display mode, press MODE to enter the 12/24hour-setting mode, “12H” or “24H” flashes on the LCD screen.
2. Press HOUR to set “12H” or press MINUTE to set “24H”.
3. Repeatedly press MODE to return to the Time-display mode.

Note: During setup, if no key is pressed for more than 30 seconds, the watch will return to Time-display mode.


- **To set the time**


In time-display mode, press MODE twice to enter Time-set mode, the hour and minute digits flash. Repeatedly press or hold down HOUR to set the correct hour and MINUTE to set the correct minute.

- **set the alarm time**

In time-display mode, press MODE three times to enter Alarm-time-set mode, “AL” appears and hour and minute digits flash. Repeatedly press or hold down HOUR to set the correct hour and MINUTE to set the correct minute.

To turn on and off the alarm

In time-display mode, to turn on the alarm, repeatedly press HOUR, to turn on the alarm (“” appears),

turn on the snooze (“” and “SNZ” appear) or turn off the alarm (“ ” and “SNZ” disappear). At the preset alarm time, the alarm sounds for 60 seconds. To silence the alarm sooner, press any key, thereafter the alarm repeats five times in every five minutes. You can do the following during alarm sounding.

(A) Press MODE: this turns off the snooze function(“ SNZ ” stops flashing) and the alarm will not sound again until next day at the preset time.

(B) Press HOUR: this terminates the snooze and the alarm completely, and you need to set up the alarm over again.

- **To turn on and off hourly time announcement**

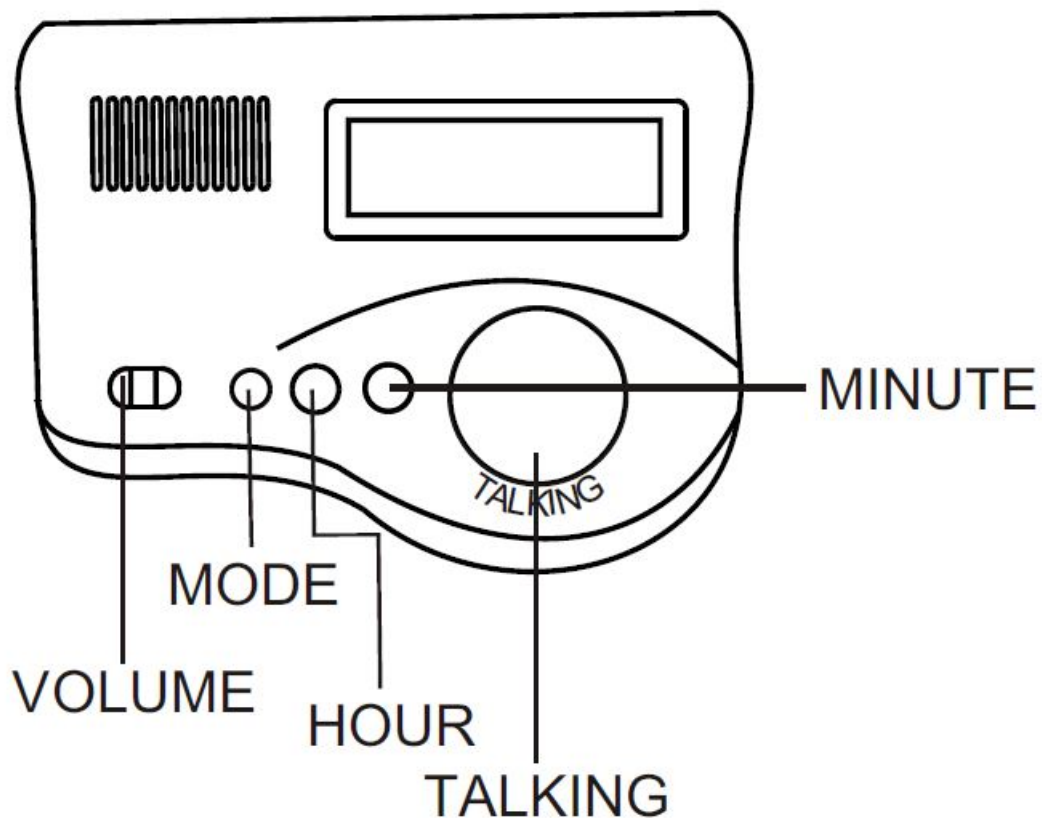
This watch can automatically announce the time every hour. To turn on the hourly time announcement, repeatedly press MINUTE until " " appears. To turn off, repeatedly press MINUTE until " " disappears.

- **To replace the battery**

This clock uses two "AA" batteries for power. When the LCD dims, sound weakens or function is abnormal, replace the battery, follow these steps:


1. Remove the back cover.
2. Remove the old battery and install a new one with the "+" polarity facing up.
3. Replace the back cover.

BUTTONS



- volume
- mode
- hour
- talking
- minute

Documents / Resources



[utmost 6695 Curve Talking Clock](#) [pdf] Instructions 6695, Curve Talking Clock, 6695 Curve Talking Clock