



USKEYVISION Flex-1 Flexible Phone Camera Tripod Stand User Manual

[Home](#) » [USKEYVISION](#) » USKEYVISION Flex-1 Flexible Phone Camera Tripod Stand User Manual 

Contents

- [1 USKEYVISION Flex-1 Flexible Phone Camera Tripod Stand](#)
- [2 Product Overview](#)
- [3 Package List](#)
- [4 How to Mount the Phone](#)
- [5 Installing GoPro Camera](#)
- [6 How to Use the Flex-1 Tripod](#)
- [7 Warranty Conditions](#)
- [8 Documents / Resources](#)
 - [8.1 References](#)
- [9 Related Posts](#)



USKEYVISION Flex-1 Flexible Phone Camera Tripod Stand



Dear customer

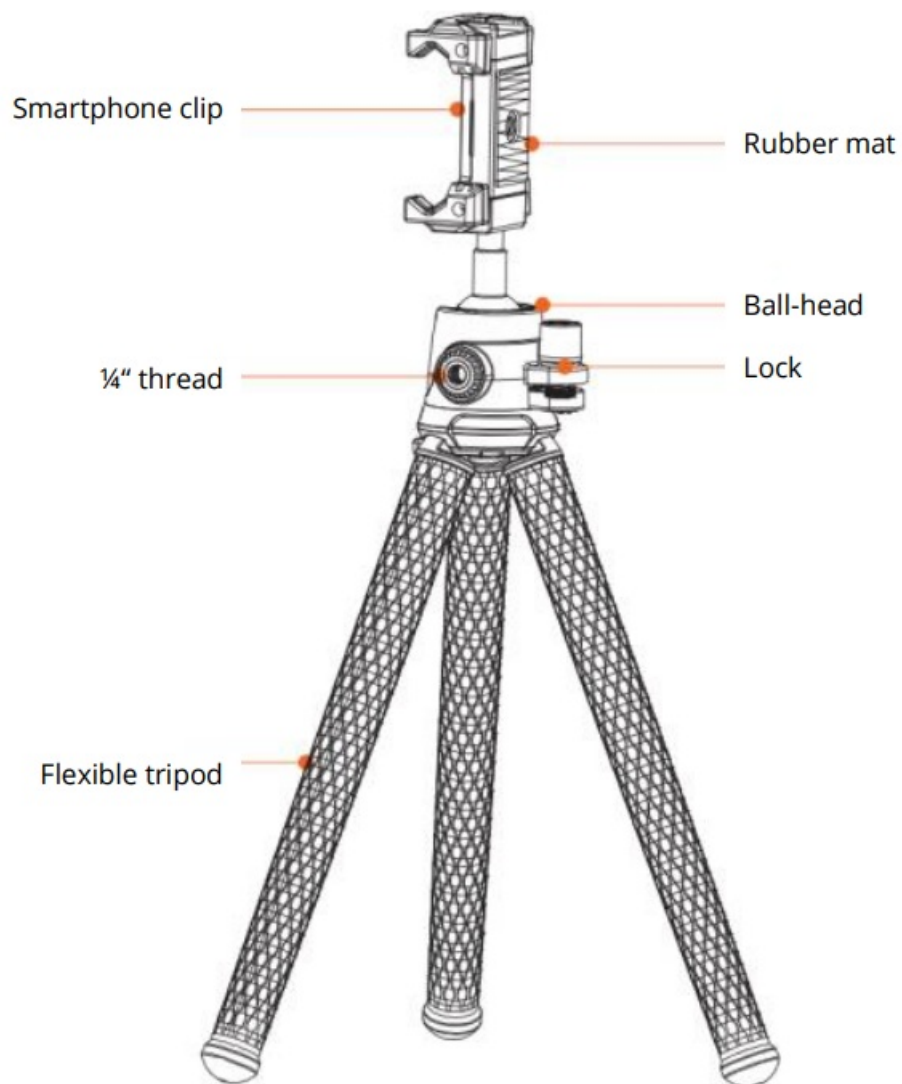
Thank you for purchasing our product. Please read the following instructions carefully before first use and keep this user manual for future reference. Pay particular attention to the safety instructions. If you have any questions or comments about the device, please contact the customer line.

✉ www.alza.co.uk/kontakt

☎ +44 (0)203 514 4411

Importer: Alza.cz a.s., Jankovcova 1522/53, Holešovice, 170 00 Praha 7, www.alza.cz

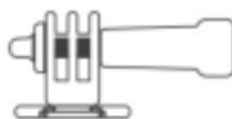
Product Overview



Package List



Smartphone clip



Action camera
adapter



Flexible tripod

How to Mount the Phone

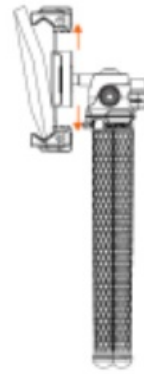
Mode A: Stand Mode



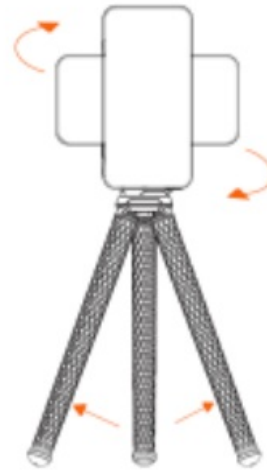
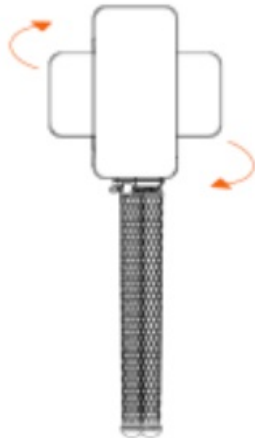
Take out the tripod



Adjust the phone clip



Install the phone

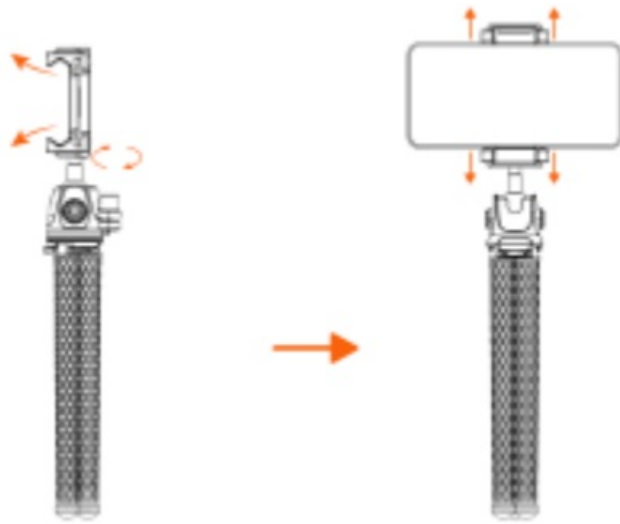


- Switch between horizontal and vertical shooting mode
- Unfold the tripod

Mode B: Handheld mode



- Take out the tripod
- Place the phone clip horizontally

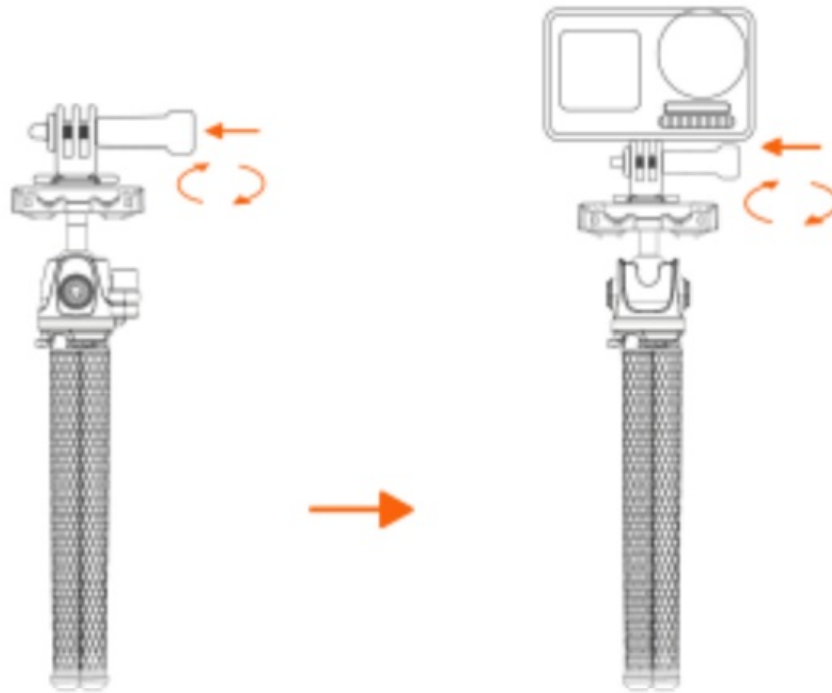


- Install and unfold the phone clip
- Install the phone

Installing GoPro Camera

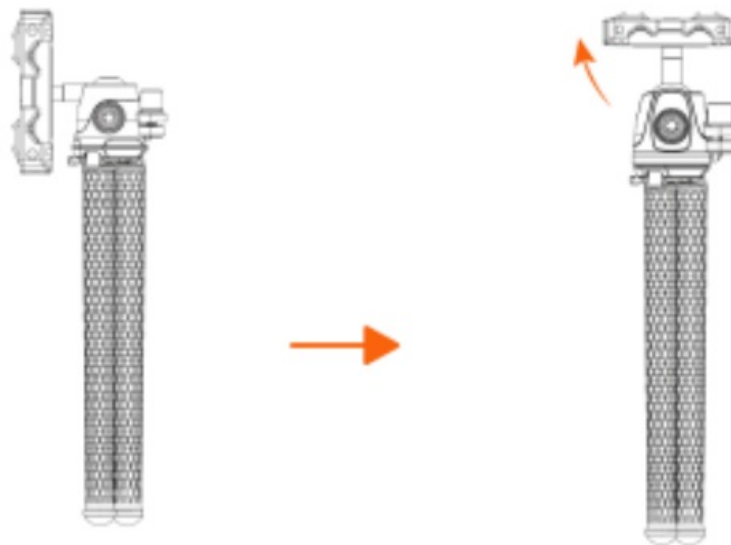


- Take out the tripod
- Place the phone clip horizontally
- Flip and install the phone clip to make sure the rubber pad is facing up

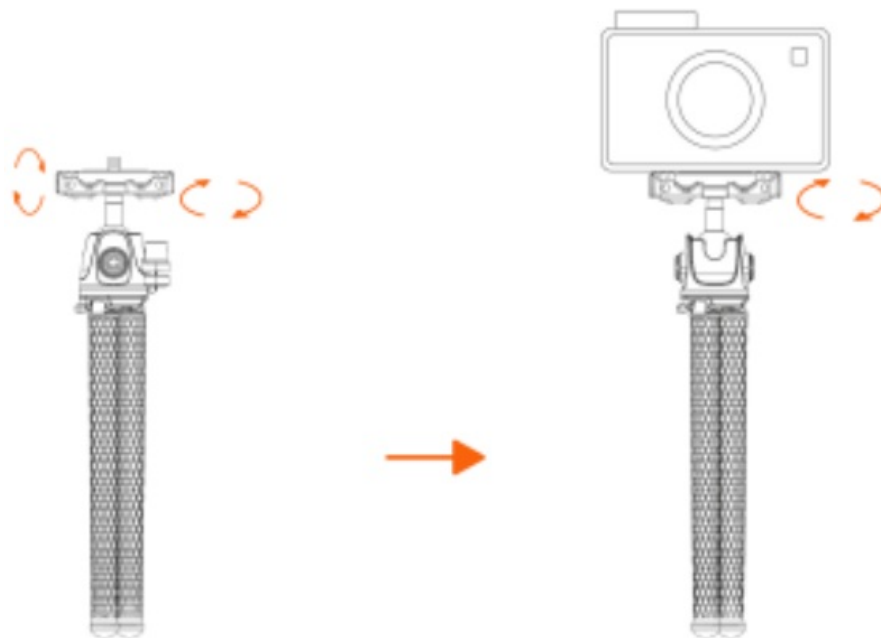


- Install the GoPro adapter
- Install GoPro camera

Installing Camera

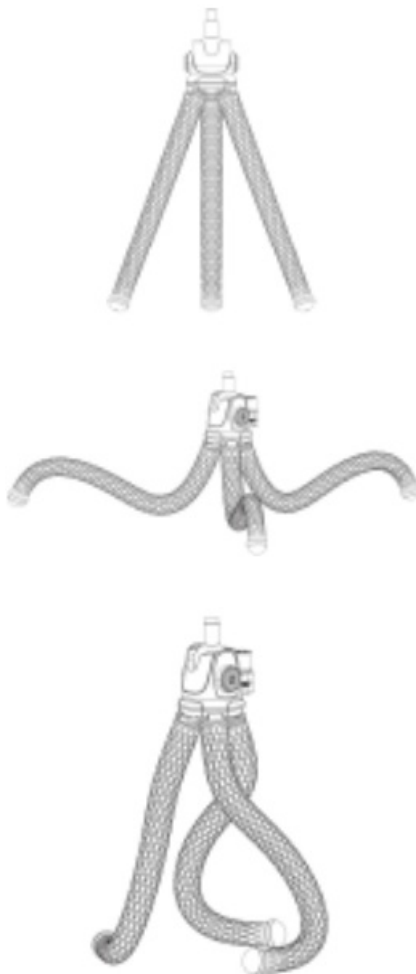


- Take out the tripod
- Place the phone clip horizontally



- Flip and install the phone clip to make sure the rubber pad is facing up
- Install the camera

How to Use the Flex-1 Tripod



- Take out the Flex-1 tripod.
- Bend out the tripod leg shape and angle you want. Flexible and sturdy legs can be curved randomly for any surfaces with a non-slip effect.


- Place the bendable legs on any surfaces or positions for various scenarios. This tripod can grip a lot of objects, trunks, steel pipes, barbed wires, etc., and you can hand this tripod on the railing or just stand in your favourite positions.

Warranty Conditions

A new product purchased in the Alza.cz sales network is guaranteed for 2 years. If you need repair or other services during the warranty period, contact the product seller directly, you must provide the original proof of purchase with the date of purchase. The following are considered to be a conflict with the warranty conditions, for which the claimed claim may not be recognized

- Using the product for any purpose other than that for which the product is intended or failing to follow the instructions for maintenance, operation, and service of the product.
- Damage to the product by a natural disaster, the intervention of an unauthorized person or mechanically through the fault of the buyer (e.g., during transport, cleaning by inappropriate means, etc.).
- Natural wear and aging of consumables or components during use (such as batteries, etc.).
- Exposure to adverse external influences, such as sunlight and other radiation or electromagnetic fields, fluid intrusion, object intrusion, mains overvoltage, electrostatic discharge voltage (including lightning), faulty supply or input voltage and inappropriate polarity of this voltage, chemical processes such as used power supplies, etc.
- If anyone has made modifications, modifications, alterations to the design or adaptations to change or extend the functions of the product compared to the purchased design or use of non-original components.

Documents / Resources

 <p>Flex-1</p> <p>Uživatelský manuál • User Manual • Bedienungsanleitung • Istruzioni per l'uso • Manual de utilizare</p>	<p>USKEYVISION Flex-1 Flexible Phone Camera Tripod Stand [pdf] User Manual Flex-1 Flexible Phone Camera Tripod Stand, Flex-1, Flexible Phone Camera Tripod Stand, Camera Tripod Stand, Tripod Stand</p>
--	---

References

- 🦎 [Alza.sk](https://alza.sk) – rýchly a pohodlný nákup odkiaľkoľvek | alza.sk
- 🦎 alza.at
- 🦎 [Alza | Alza.co.uk](https://alza.co.uk)
- 🦎 alza.de
- 🦎 alza.hu
- 🦎 alza.sk