

Upgraded F07 Wireless Keyboard Case



Upgraded F07 Wireless Keyboard Case User Manual

[Home](#) » [Upgraded](#) » Upgraded F07 Wireless Keyboard Case User Manual 

Contents

- [1 Upgraded F07 Wireless Keyboard Case](#)
- [2 Wireless Connection](#)
- [3 Power on and off](#)
- [4 Light indicator instructions](#)
- [5 Keys functions](#)
- [6 Product parameter](#)
- [7 Trouble Shooting](#)
- [8 Documents / Resources](#)
 - [8.1 References](#)

Upgraded

Upgraded F07 Wireless Keyboard Case



Wireless Connection

1. When the keyboard is powered on, press the “**Fn** + **C**” keys on the keyboard, and the keyboard, and the keyboard will be in the waiting search state within three minutes
2. Go to iPad “Settings”, then turn on Bluetooth and keep “ON”
3. Search for keyboard wireless signal on other iPad devices “iPad Keyboard”, click connect, “Connected” is displayed on the iPad and paired successfully

Note: start the second time and the bluetooth will be connected automatically.

Power on and off

Power switch: Press for 3 seconds to turn the keyboard on/off.



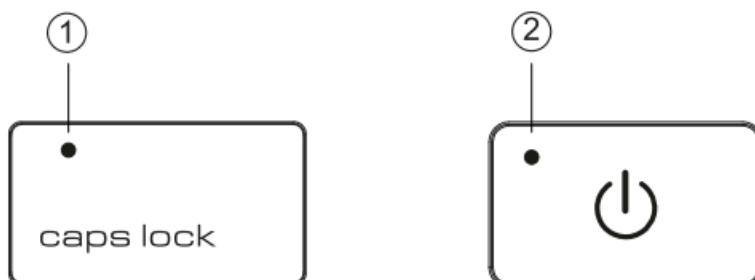
Question about charging

*After the keyboard is successfully connected to the iPad, slide the screen to the right on the iPad home screen (the keyboard battery usage is displayed on the iPad.)


NOTICE: If you don't use it normally, please charge the keyboard regularly, once in a month is advised by keyboard.















Light indicator instructions

1. Caps Lock indicator: Cap Lock is on when lit.
2. Charging indicator: Red while charging. Green when fully charged. When the Bluetooth connection is paired, the blue light flashes, and the blue light is always on when the connection is successful.

















Keys functions



	Home		Following song
	Reduce iPad brightness		Mute
	Increase iPad brightness		Decrease the volume
	Virtual keyboard		Increase the volume
	Screen capture key		Turn on/off backlit or adjust brightness
	Previous song		Switch the backlit color
	Play/Pause		Switch

Special key instructions

1.  +  Turn the trackpad on/ off
2.  +  Press the combination keys to turn on the bluetooth pairing mode
3. Switch input method by pressing  + 
4. Some special short characters
 Select All  +  Cut  +  Copy  +  Paste  + 
5. Fn + PgUp = Home Fn+PgDn = End

Product parameter

1. Operating distance: 10 meters
2. Modulation System: GFSK
3. Working voltage:3.3-4.2V
4. Charging Current:<250mA
5. Standby time:>90 days at full power
6. Continuous working time:<5 hours (With backlighton),<80hours(with backlight off)
7. Charging time:<3 hours
8. Working temperature:-20-50°C
9. Charging temperature:0-45°C
10. Lithium battery capacity: 500mAh

Trouble Shooting

If your device doesn't respond to the keyboard, try the following steps:

1. Restart your device (iPad) .
2. Switch the keyboard off and back on.
3. Delete the Bluetooth keyboard from the search list, then follow the instruction and try to connect again.
4. If your keyboard does not establish or maintain a Bluetooth connection, reset the Bluetooth module by charging the keyboard.
5. If your keyboard is not used for a long time or when the battery is low, please charge the keyboard in time.


Safety Tips

- The battery is not replaceable.
- Do not disassemble the product.
- Keep the product away from sharp objects.
- Do not place heavy objects on the keyboard.
- Dispose of the battery according to local laws.

- Keep the product away from oils, chemicals and organic liquids.
- Use only a damp, soft cloth, like microfiber, to wipe the keyboard.

Made In China

Documents / Resources

	Upgraded F07 Wireless Keyboard Case [pdf] User Manual F07, F07 Wireless Keyboard Case, Wireless Keyboard Case, Keyboard Case, Case
---	---

References

- [User Manual](#)

[Manuals+.](#) [Privacy Policy](#)

This website is an independent publication and is neither affiliated with nor endorsed by any of the trademark owners. The "Bluetooth®" word mark and logos are registered trademarks owned by Bluetooth SIG, Inc. The "Wi-Fi®" word mark and logos are registered trademarks owned by the Wi-Fi Alliance. Any use of these marks on this website does not imply any affiliation with or endorsement.