



Unity BT5.3 Smart Watch Speaker Owner's Manual

[Home](#) » [UNITY](#) » Unity BT5.3 Smart Watch Speaker Owner's Manual 

Contents

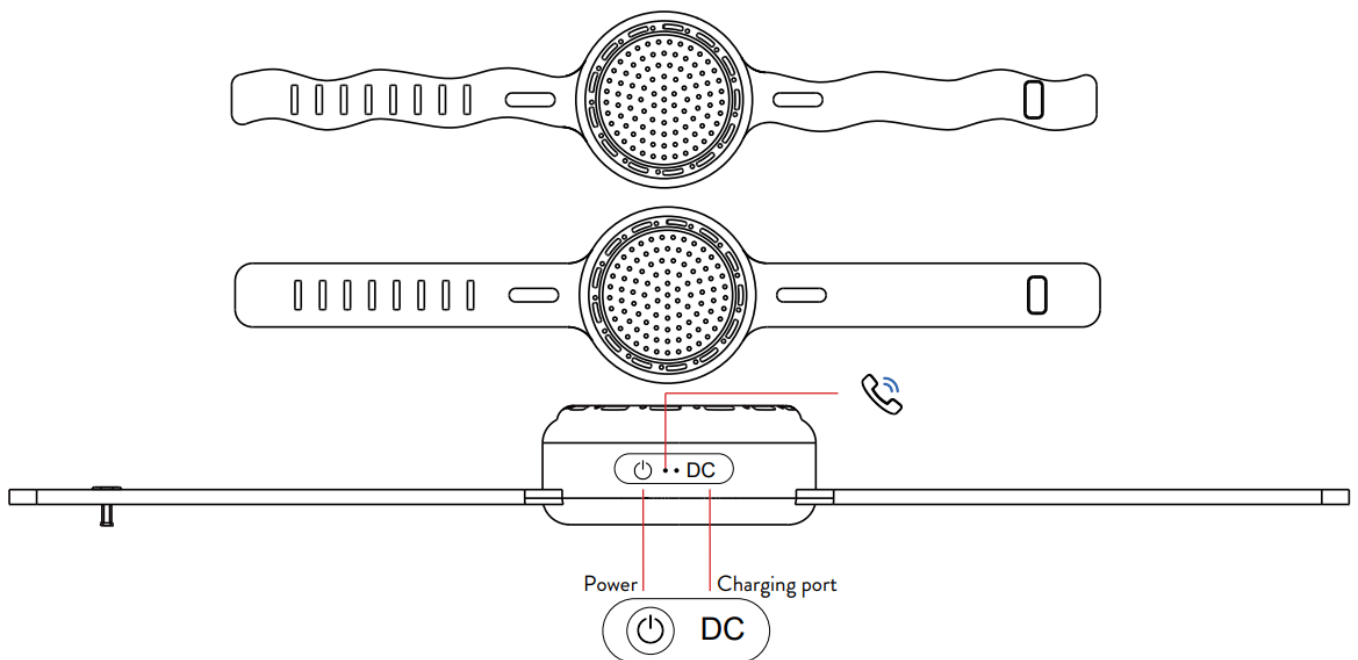
- [1 Unity BT5.3 Smart Watch Speaker](#)
- [2 A QUICK LOOK](#)
- [3 Specifications](#)
- [4 KEY FUNCTION POWER](#)
- [5 Power On/Off and Hands-Free Function](#)
- [6 Charging](#)
- [7 FCC Statement](#)
- [8 FAQs](#)
- [9 Documents / Resources](#)
 - [9.1 References](#)
- [10 Related Posts](#)



Unity BT5.3 Smart Watch Speaker



A QUICK LOOK



Specifications

BT5.3






Trumpet: 3W power output 300mah battery rechargeable support microphone.

TWS

- play time:2-5h, charge time 2h

- materials: plastic

KEY FUNCTION POWER

- Power: Long press  to turn on/off the speaker.
- Hands-free Function: short press  to answer the call, and press  again to hang up the call, double  click to reject the call.
- TWS: 3 times click  to come into TWS.
- The indicator will be red when charging and will turn on when charging is finished.

Power On/Off and Hands-Free Function

To power on/off the speaker, long press the Power key. For hands-free function:

- Short press to answer a call.
- Press again to hang up the call.
- Double-click to reject the call.

Charging

The indicator will be red when the speaker is charging and will turn off when charging is complete. Use the provided DC charging port for charging.

FCC Statement

This device complies with Part 15 of the FCC Rules. Operation is subject to the following two conditions:

(1) This device may not cause harmful interference, and (2) this device must accept any interference received, including interference that may cause undesired operation.

NOTE 1: This equipment has been tested and found to comply with the limits for a Class B digital device, under part 15 of the FCC Rules. These limits are designed to provide reasonable protection against harmful interference in a residential installation. This equipment generates, uses, and can radiate radio frequency energy and, if not installed and used by the instructions, may cause harmful interference to radio communications.

However, there is no guarantee that interference will not occur in a particular installation. If this equipment does cause harmful interference to radio or television reception, which can be determined by turning the equipment off and on, the user is encouraged to try to correct the interference by one or more of the following measures:

- Reorient or relocate the receiving antenna.
Increase the separation between the equipment and the receiver.
- Connect the equipment to an outlet on a circuit different from that to which the receiver is connected.
- Consult the dealer or an experienced radio/TV technician for help.

NOTE 2: Any changes or modifications to this unit not expressly approved by the party responsible for compliance could void the user's authority to operate the equipment. The device has been evaluated to meet general RF exposure requirements. The device can be used in portable exposure conditions without restriction.

FAQs

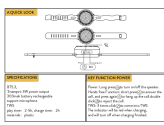
Is the speaker waterproof?

No, the speaker is not waterproof. Avoid exposing it to water to prevent damage.

How can I check the battery level?

The speaker does not have a specific battery level indicator. It is recommended to charge the speaker regularly to ensure uninterrupted usage.

Documents / Resources

	Unity BT5.3 Smart Watch Speaker [pdf] Owner's Manual BT5.3, BT5.3 Smart Watch Speaker, Smart Watch Speaker, Watch Speaker, Speaker
---	---

References

- [User Manual](#)

[Manuals+](#), [Privacy Policy](#)

This website is an independent publication and is neither affiliated with nor endorsed by any of the trademark owners. The "Bluetooth®" word mark and logos are registered trademarks owned by Bluetooth SIG, Inc. The "Wi-Fi®" word mark and logos are registered trademarks owned by the Wi-Fi Alliance. Any use of these marks on this website does not imply any affiliation with or endorsement.